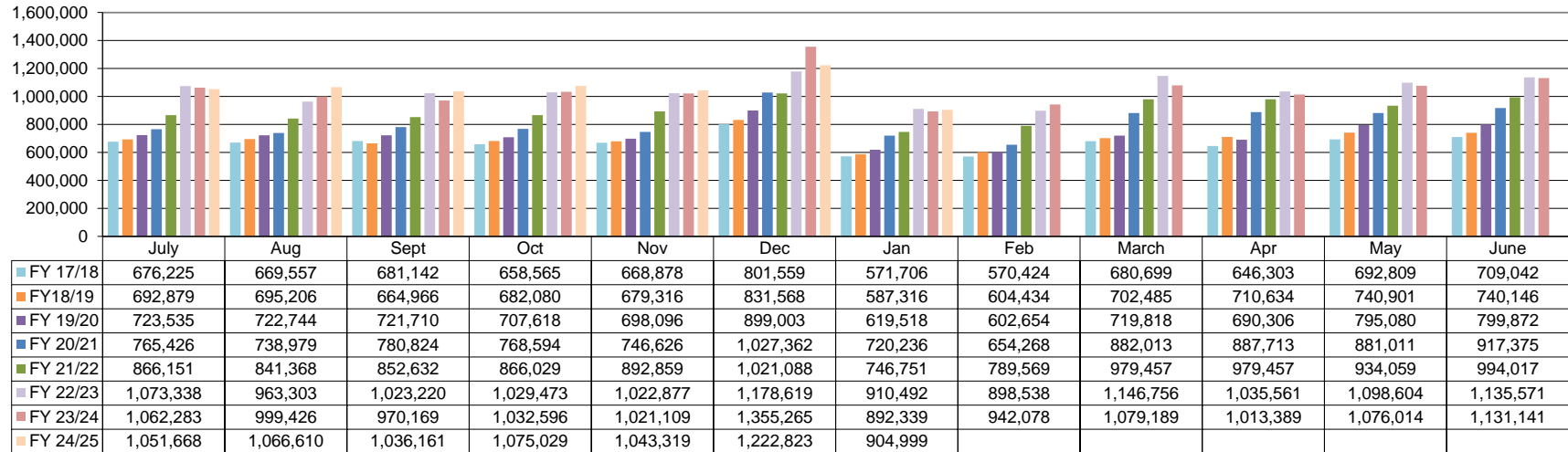
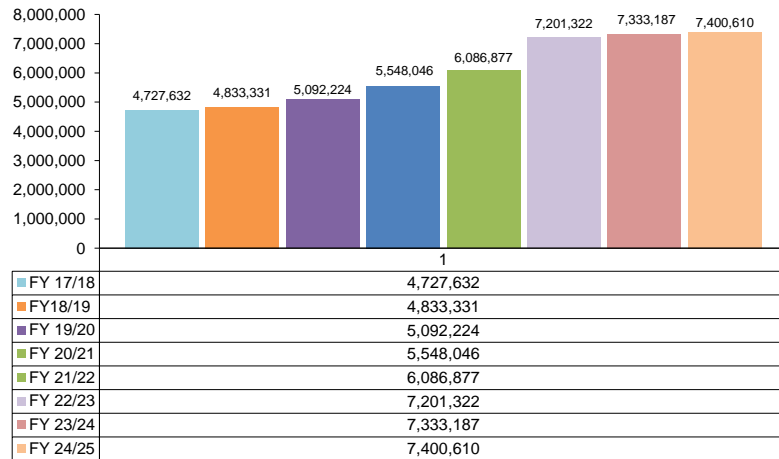


Sales Tax



Sales Tax Revenue Year-to-Date



*COLLECTIONS IN THE CITY OF CROSSVILLE

State of TN Cost of Administration 1.125% \$ 20,620.36
 Net Collections (sent to Trustee's office) \$ 1,812,300.86

Local Option Out of State Distribution \$ 15,819.50

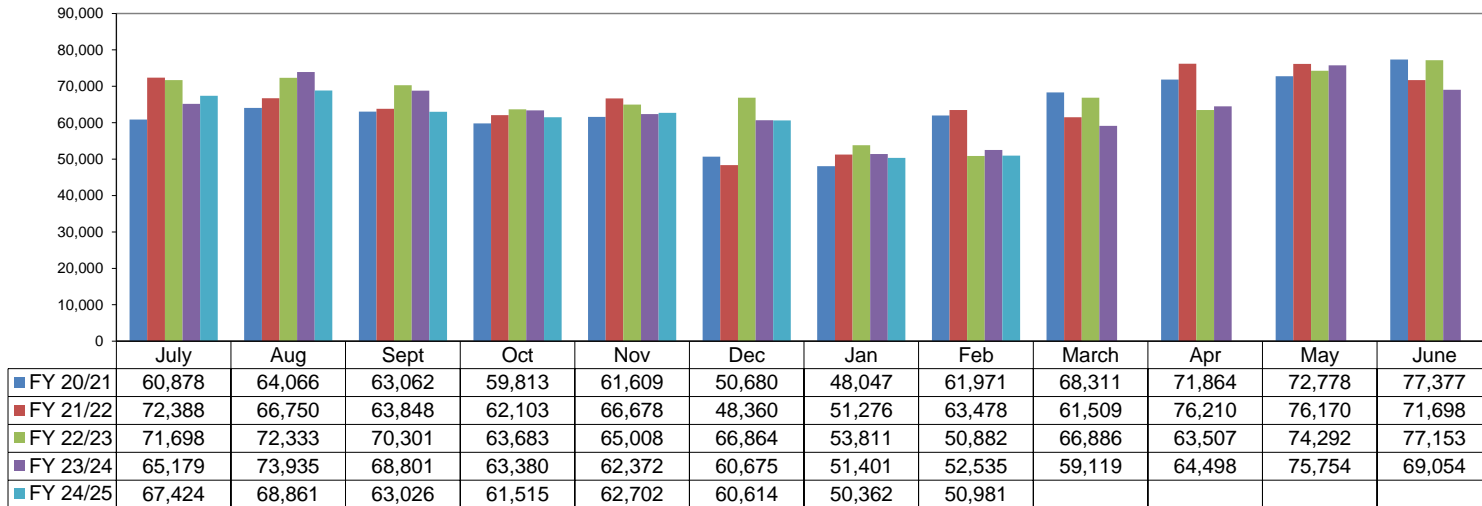
Trustee of Cumberland County 1% \$ 18,123.01
 Net To Be Distributed \$ 1,809,997.35

CITY OF CROSSVILLE SPLIT

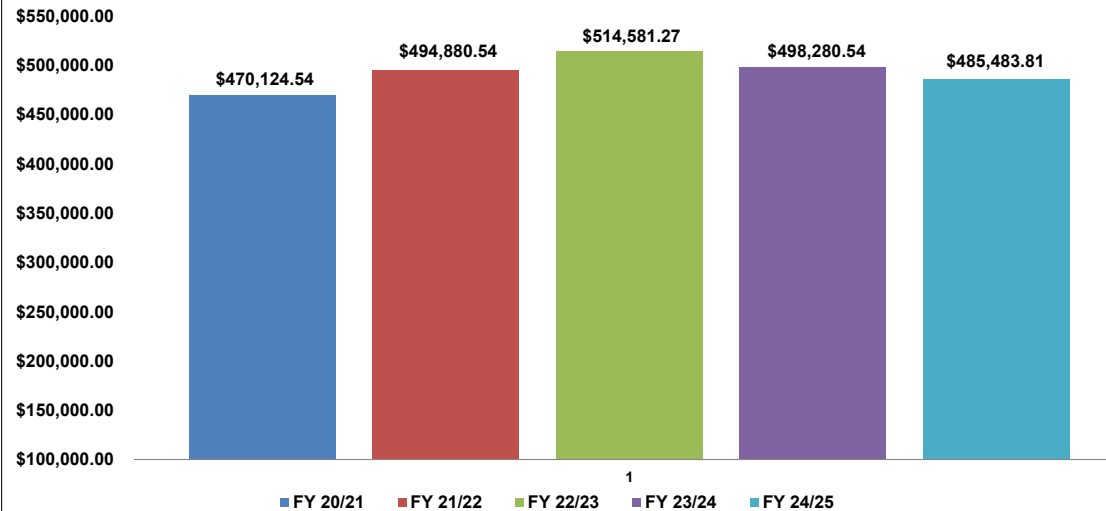
Check to City of Crossville \$ 904,998.67
 Check to Cumberland County Board of Education \$ 904,998.67

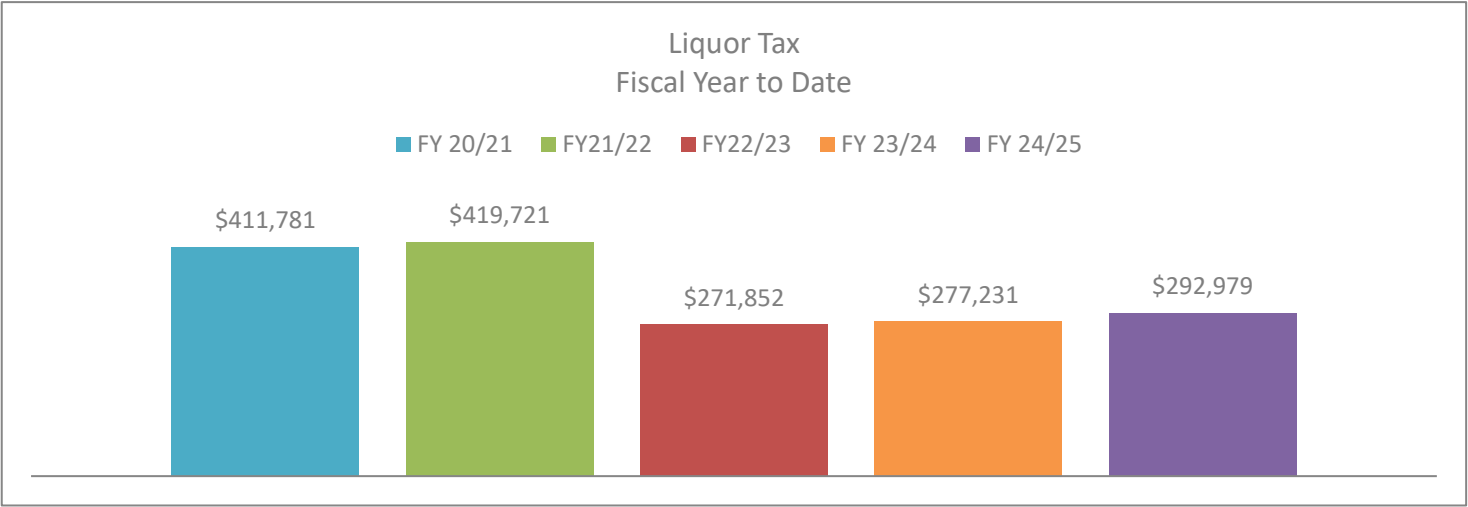
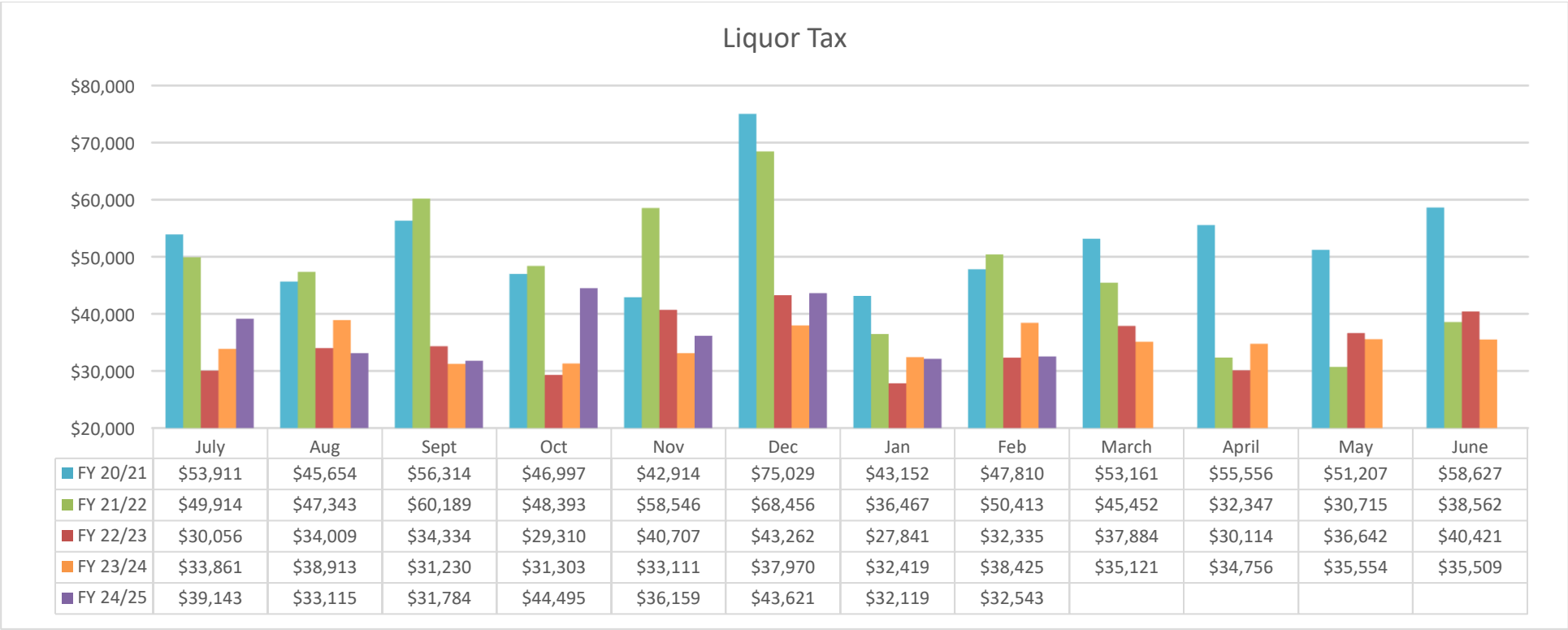
*Totals reported in March but actually collected in January

Wholesale Beer Tax

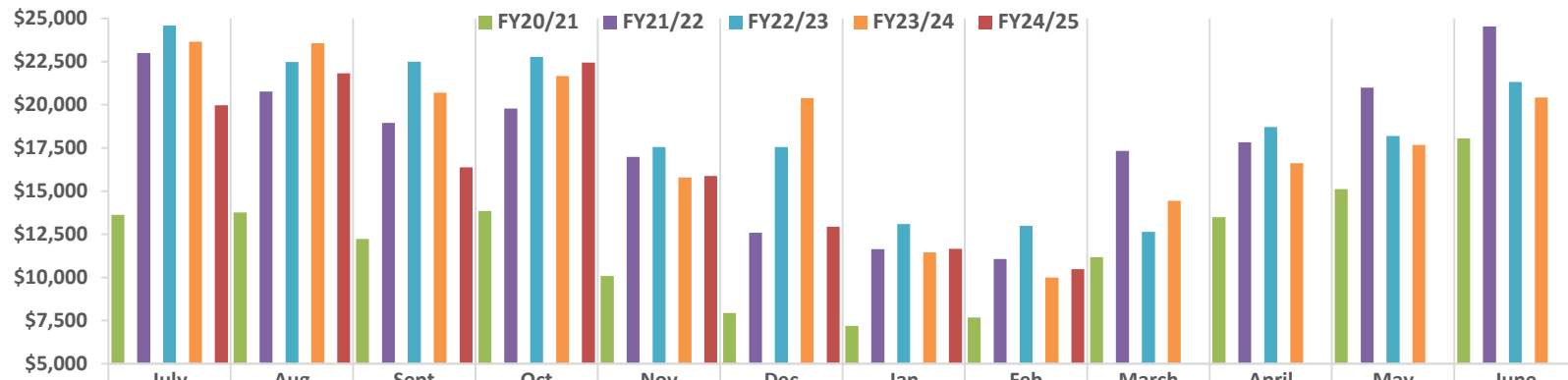


Wholesale Beer Tax Revenue Year To Date



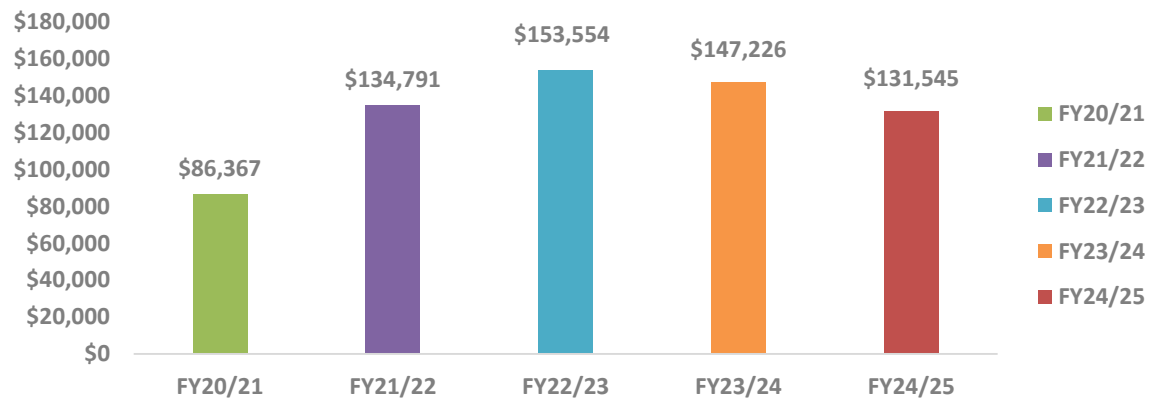


HOTEL OCCUPANCY TAX



	July	Aug	Sept	Oct	Nov	Dec	Jan	Feb	March	April	May	June
FY20/21	\$13,626	\$13,762	\$12,228	\$13,859	\$10,089	\$7,934	\$7,194	\$7,674	\$11,174	\$13,495	\$15,107	\$18,045
FY21/22	\$22,989	\$20,773	\$18,959	\$19,785	\$16,977	\$12,596	\$11,645	\$11,066	\$17,324	\$17,832	\$21,000	\$24,535
FY22/23	\$24,596	\$22,474	\$22,499	\$22,779	\$17,560	\$17,560	\$13,095	\$12,993	\$12,646	\$18,716	\$18,192	\$21,317
FY23/24	\$23,661	\$23,574	\$20,700	\$21,667	\$15,791	\$20,389	\$11,442	\$10,003	\$14,439	\$16,610	\$17,676	\$20,420
FY24/25	\$19,970	\$21,829	\$16,380	\$22,437	\$15,867	\$12,932	\$11,658	\$10,472				

Hotel Occupancy Tax - Year to Date



Monthly Stats
March 2025

CITATIONS		OFFENSES		ARRESTS	
Move Over Law	1	Burglary	1	Vehicle Theft	2
Speeding	25	Theft from Vehicle	2	Hit and Run	1
Seatbelt Violation	13	Rape	1	Shoplifting	2
Texting while Driving	3	Vehicle Theft	3	Assault	1
Failure to Yield	1	Assault	1	Domestic Assault	9
Insurance Violation	13	Fraud	7	Criminal Impersonation	1
Registration Violation	14	Death	1	Resist/Evading Arrest	6
Light Law Violation	12	Shoplifting	4	Drug Violation	16
Window Tint Violation	1	Lost Property	4	Drug Equipment	8
Illegal Turn	1	Verbal Domestic	1	DUI	13
Ran Traffic Light	3	Vandalism	1	Stalking	1
Ran Stop Sign	1	Forcible Fondling	1	DOR/DOS/No DL	10
		Harassment	2	Wepons Law Violation	8
		Computer Hacking	1	Public Intoxication	14
		Child Abuse	1	Criminal Trespass	1
		Recovery	1	Vandalism	1
				Solicitation of a Minor	1
				Traffic Violations	5
				Possession of Stolen Prop	2
				Warrant	16
				Assault on 1st Responder	3
				Indecent Exposure	1
				Sex Offender Violation	1
				Contraband into Jail	1
				Reckless Endgangerment	4
TOTAL	88	TOTAL	32		
SPEED WARNINGS	2	JUVENILE ARRESTS		TOTAL	128
WARNINGS	0	Vaping Violation	10	SOCIAL SERVICES	
Accidents		Disorderly Conduct	1	VICTIM CONTACTS	10
Fatality	0	Assault	3	INFO/REFERAL/SERVICES	6
With Injury	9	Unruly Juvenile	1	ROAD CALLS	1886
Without Injury	27	Domestic Assault	1	SCHOOL CALLS	1098
Minor	58			ANIMAL CONTROL CALLS	49
TOTAL	94	TOTAL	16	TOTAL CALLS	3033

TN CROSSVILLE POLICE DEPARTMENT
Activity Summary - By Activity Type - SRO

From 03/01/2025 Through 03/31/2025

Page 1 of 2

Activity / Event	Count	As Substitute	Total Count	% To Total
Accidents	2	0	2	0.18
Alcohol - Possession	0	0	0	0.00
Alcohol - Under Influence	0	0	0	0.00
Arrests/Citations Issued	18	0	18	1.64
Assault Aggravated	0	0	0	0.00
Assist. - Other Agency	5	0	5	0.46
Assist. - School Admin	202	0	202	18.40
Athletic Events	0	0	0	0.00
Campus Foot Patrol	292	0	292	26.59
Classroom Activity	53	0	53	4.83
Consultation - Parents	79	0	79	7.19
Consultation - Students	396	0	396	36.07
Court Appearances	0	0	0	0.00
Disorderly Conduct	1	0	1	0.09
Drug Arrest	0	0	0	0.00
Incident Report	10	0	10	0.91
Meetings - Other	1	0	1	0.09
Meetings - School	10	0	10	0.91
Meetings - SRO Divisional	0	0	0	0.00
Non-THC Vape	7	0	7	0.64
Simple Assault	2	0	2	0.18
Special Events - Non Athletic	6	0	6	0.55
THC Vape	3	0	3	0.27
Theft	0	0	0	0.00
Theft Related	0	0	0	0.00
Traffic Accident	1	0	1	0.09
Training	2	0	2	0.18
Unsecure Doors	8	0	8	0.73
Vandalism	0	0	0	0.00

Print Date: Apr 01 2025 - 09:06:21

All Agencies, From 03/01/2025, Through 03/31/2025

Juvenile-Activity_Summary_ByActivity

SVANDEVER

TN CROSSVILLE POLICE DEPARTMENT

Activity Summary - By Activity Type - SRO

From 03/01/2025 Through 03/31/2025

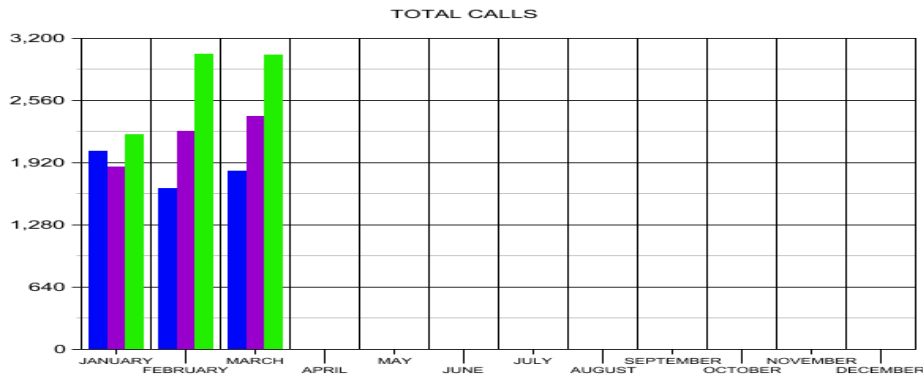
Page 2 of 2

Activity / Event	Count	As Substitute	Total Count	% To Total
Vehicle/Equipment Inspection/Maintenance	0	0	0	0.00
Weapon Related	0	0	0	0.00
Total Activity / Events: 1098		0	1098	



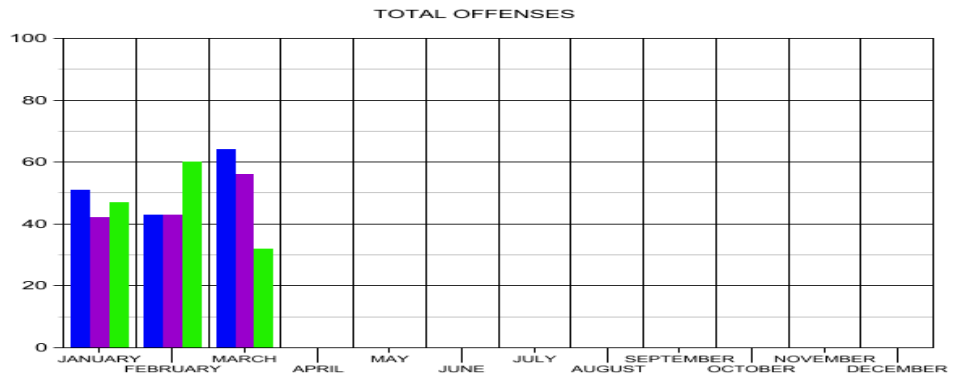
CROSSVILLE POLICE DEPARTMENT STAT COMPARISONS YEAR TO YEAR

2023 2024 2025



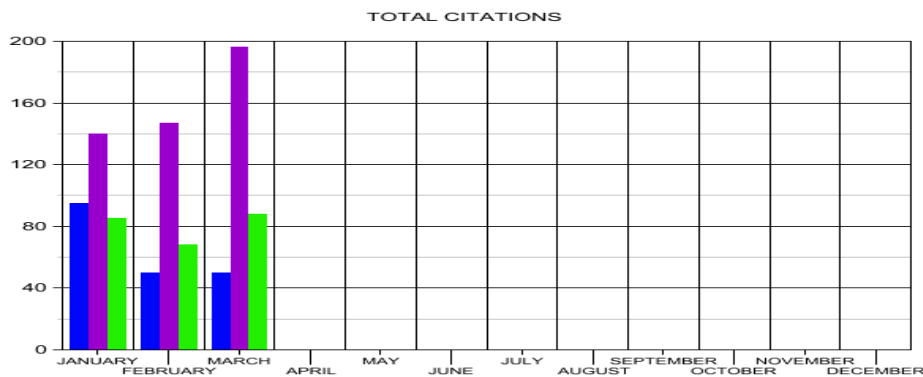
CALLS

2023—5,533 2024—6,518 2025—8,276



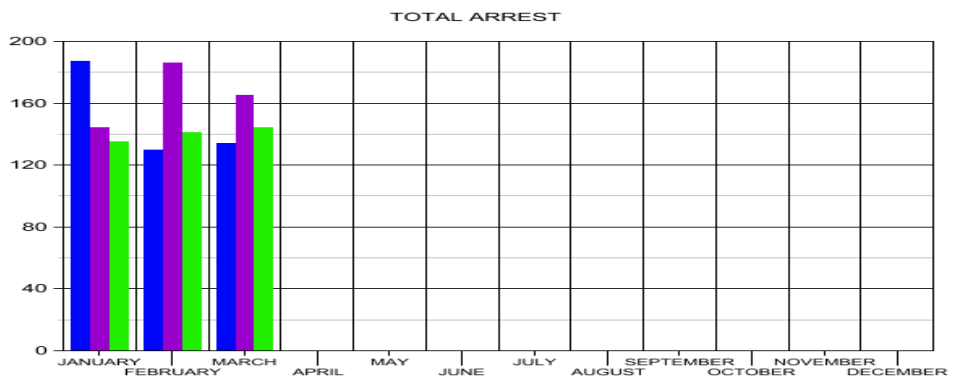
OFFENSES

2023—158 2024—141 2025—139



CITATIONS

2023—195 2024—483 2025—241



ARREST

2023—451 2024—495 2025—420



CROSSVILLE POLICE DEPARTMENT

STAT COMPARISONS

MARCH 25 TOTAL CALLS - 3,033

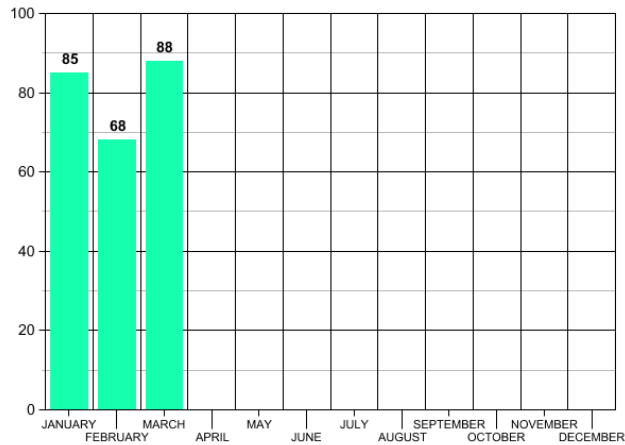
FEBRUARY 25 TOTAL CALLS - 3,034

YEAR TO DATE - 8,096

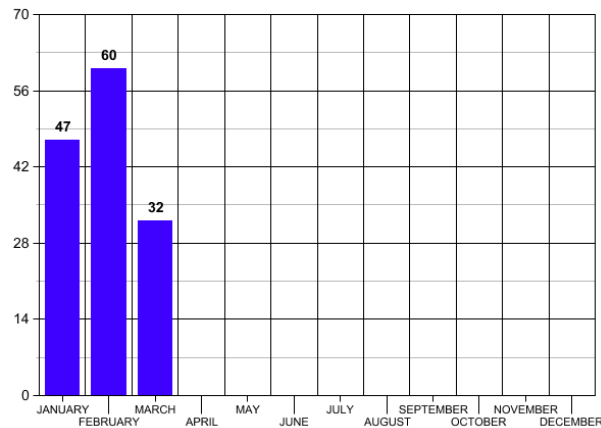
SPECIAL EVENTS

N/A

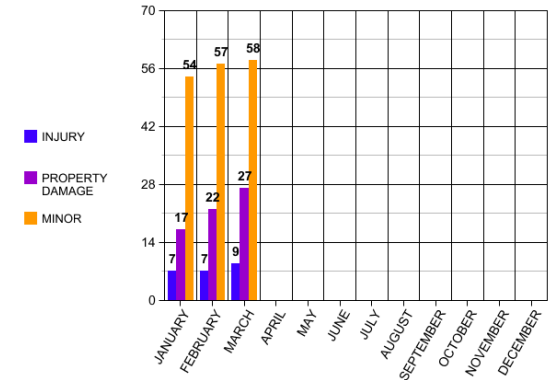
MONTHLY CITATIONS



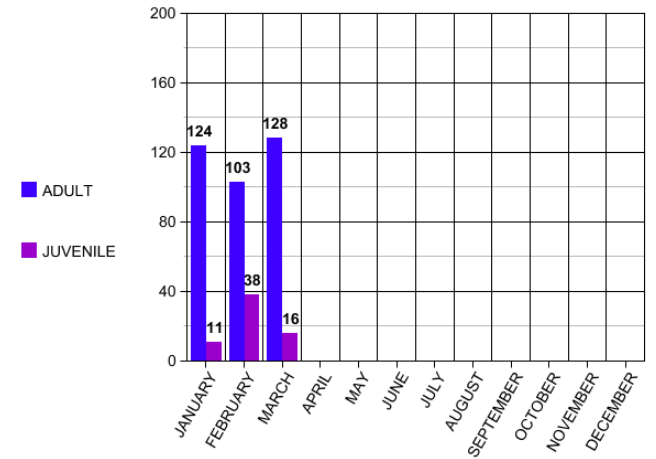
MONTHLY OFFENSES



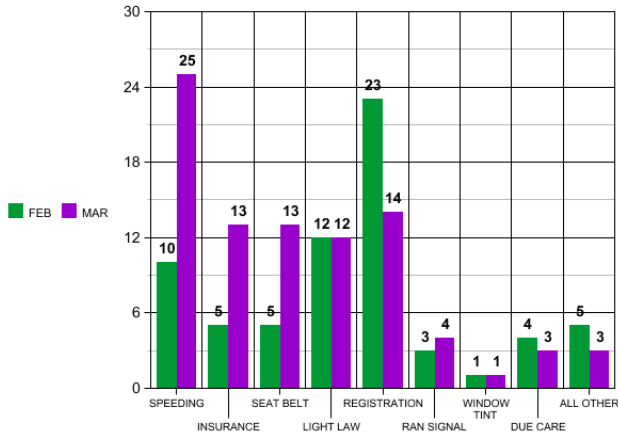
MONTHLY ACCIDENTS



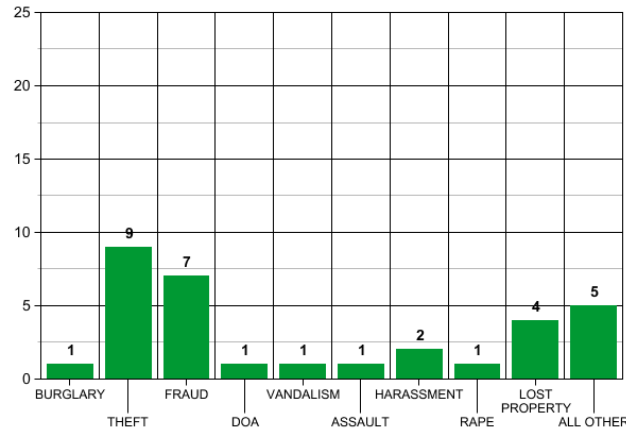
MONTHLY ARREST



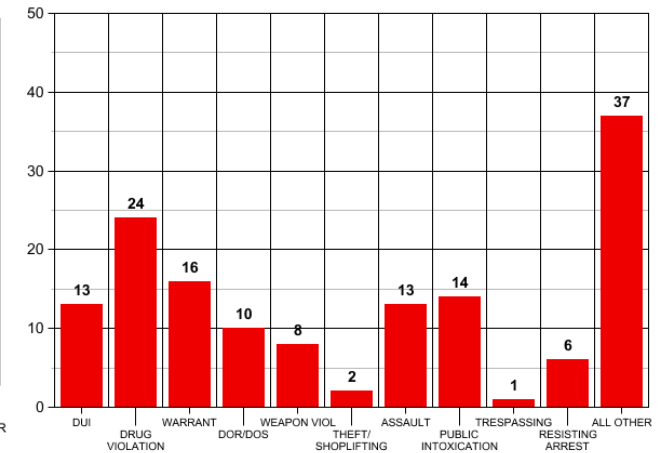
PREVIOUS MONTH CITATION COMPARISON



OFFENSE BY CATEGORY



ARREST BY CATEGORY



Crossville Fire Dept.

Crossville, TN

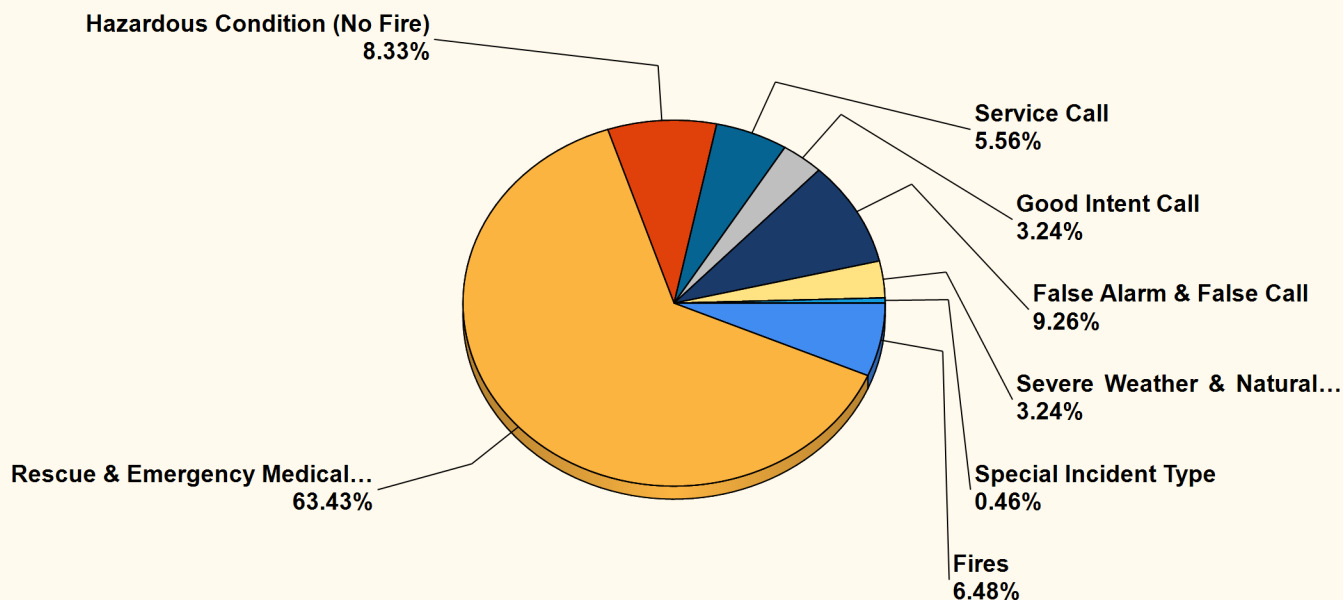
This report was generated on 4/1/2025 8:02:00 AM

CROSSVILLE



Breakdown by Major Incident Types for Date Range

Zone(s): All Zones | Start Date: 03/01/2025 | End Date: 03/31/2025



MAJOR INCIDENT TYPE	# INCIDENTS	% of TOTAL
Fires	14	6.48%
Rescue & Emergency Medical Service	137	63.43%
Hazardous Condition (No Fire)	18	8.33%
Service Call	12	5.56%
Good Intent Call	7	3.24%
False Alarm & False Call	20	9.26%
Severe Weather & Natural Disaster	7	3.24%
Special Incident Type	1	0.46%
TOTAL	216	100%

Only REVIEWED and/or LOCKED IMPORTED incidents are included. Summary results for a major incident type are not displayed if the count is zero.



emergencyreporting.com
Doc Id: 553
Page # 1 of 2

Detailed Breakdown by Incident Type

INCIDENT TYPE	# INCIDENTS	% of TOTAL
111 - Building fire	1	0.46%
113 - Cooking fire, confined to container	1	0.46%
118 - Trash or rubbish fire, contained	1	0.46%
131 - Passenger vehicle fire	1	0.46%
140 - Natural vegetation fire, other	1	0.46%
141 - Forest, woods or wildland fire	6	2.78%
142 - Brush or brush-and-grass mixture fire	1	0.46%
150 - Outside rubbish fire, other	1	0.46%
154 - Dumpster or other outside trash receptacle fire	1	0.46%
321 - EMS call, excluding vehicle accident with injury	115	53.24%
322 - Motor vehicle accident with injuries	14	6.48%
324 - Motor vehicle accident with no injuries.	7	3.24%
341 - Search for person on land	1	0.46%
412 - Gas leak (natural gas or LPG)	1	0.46%
413 - Oil or other combustible liquid spill	1	0.46%
424 - Carbon monoxide incident	1	0.46%
440 - Electrical wiring/equipment problem, other	1	0.46%
442 - Overheated motor	1	0.46%
444 - Power line down	13	6.02%
500 - Service Call, other	2	0.93%
551 - Assist police or other governmental agency	2	0.93%
561 - Unauthorized burning	8	3.7%
600 - Good intent call, other	1	0.46%
611 - Dispatched & cancelled en route	2	0.93%
622 - No incident found on arrival at dispatch address	1	0.46%
631 - Authorized controlled burning	2	0.93%
651 - Smoke scare, odor of smoke	1	0.46%
700 - False alarm or false call, other	1	0.46%
730 - System malfunction, other	2	0.93%
735 - Alarm system sounded due to malfunction	4	1.85%
740 - Unintentional transmission of alarm, other	1	0.46%
743 - Smoke detector activation, no fire - unintentional	2	0.93%
744 - Detector activation, no fire - unintentional	1	0.46%
745 - Alarm system activation, no fire - unintentional	9	4.17%
800 - Severe weather or natural disaster, other	5	2.31%
813 - Wind storm, tornado/hurricane assessment	2	0.93%
911 - Citizen complaint	1	0.46%
TOTAL INCIDENTS:	216	100%

Only REVIEWED and/or LOCKED IMPORTED incidents are included. Summary results for a major incident type are not displayed if the count is zero.



Water Loss

	Consumption	Water loss - flushing	Water loss - leaks	Water loss-fire fighting	Total Internal Use	Unaccounted-for Water	Pumped Water	LOSS %
2024								
January	88,553,100	378,481	3,495,413	0	3,873,894	39,582,706	132,009,700	30%
February	105,450,600	509,475	141,116	720	651,311	3,165,589	109,267,500	3%
March	90,362,500	293,661	382,776	25,360	701,797	19,023,803	110,088,100	17%
April	89,912,900	23,866	2,199,219	1,800	2,224,885	19,623,215	111,761,000	18%
May	95,249,300	60,692	2,820,340	6,835	2,887,867	22,702,133	120,839,300	19%
June	98,602,900	123,767	2,447,742	30,475	2,601,984	25,893,816	127,098,700	20%
July	115,335,300	238,550	3,193,598	12,180	3,444,328	15,916,372	134,696,000	12%
August	123,053,100	723,971	3,740,784	18,490	4,483,245	5,883,055	133,419,400	4%
September	113,992,200	1,244,809	2,244,280	7,735	3,496,824	3,370,977	120,860,000	3%
October	106,415,200	219,050	4,478,022	8,448	4,705,520	8,171,380	119,292,100	7%
November	100,404,600	98,871	1,509,121	3,539	1,611,531	3,160,369	105,176,500	3%
December	96,556,900	32,406	2,061,039	1,800	2,095,245	17,409,855	116,062,000	15%
2025								
January	94,545,900	346,675	2,190,268	5,825	2,542,768	25,624,232	122,712,900	21%
February	105,136,000	67,747	689,662	3,900	761,309	757,091	106,654,400	1%
March	93,026,100	310,111	4,321,812	9,840	4,641,763	9,698,437	107,366,300	9%
April					0	0		#DIV/0!
May					0	0		#DIV/0!
June					0	0		#DIV/0!
July					0	0		#DIV/0!
August					0	0		#DIV/0!
September					0	0		#DIV/0!
October					0	0		#DIV/0!
November					0	0		#DIV/0!
December					0	0		#DIV/0!
TOTAL:								
6 mos	596,084,700	1,074,860	15,249,923	33,352	16,358,135	64,821,365	677,264,200	10%
12 mos	1,232,230,400	3,490,515	31,895,886	110,867	35,497,268	158,210,932	1,425,938,600	11%

MONTHLY REPORT

Street Department

March 2025

Street Department Work Orders:

- Sweeper Truck
 - 11 loads of debris, 138 locations.
- Leaf removal
 - 6 loads of leaves, 31 locations.
- Repair sink hole on Knights Way
- Brush Removal
 - 82 Loads, 393 locations.
- Clean culverts & pipes – Louise Street, Village Lane, North Hill, McLarty, Phillips Drive, Brookstone Drive, Stoneway, Bayberry Drive, Waterview Drive, Mockingbird Drive and Old Jamestown Hwy.
- Clean & Reshape ditches – Holiday Drive, Tennessee Avenue, Myrtle Avenue, Lee Avenue, Poplar Street, Kings Row, Holiday Court, Livingston Road, Harrison Drive, Lee June Street, Dunbar and Waterview Drive
- Clean catch basins – Stanley Street, Cleveland Street, Webb Avenue, 4th Street and Myrtle Avenue.
- Grade Road
 - Wyatt Lane and shooting range
- Patching
 - 4 locations – Cardinal Loop, Holiday Drive, Mockingbird Drive and Fuller Drive.
- Concrete Pours
 - Sunshade project at Garrison Park
 - Sidewalk on Fourth Street

Sign and Electrical Maintenance Work Orders:

- Preventative maintenance of traffic signals and recertified conflict monitors.
- School light maintenance – school light check.
- Traffic Signal Repair/Maintenance
 - #9 127 @ Elmore Road
 - #4 127 @ E. First Street
- Misc. work with bucket truck
 - Pulled new rope for the flag pole at Turner
 - Repair traffic signals signs at #29, 10 & 40 that were damaged due to wind.
- Sign repair/Maintenance and Fabricating letters
 - 18 locations

Miscellaneous:

- Traffic counters – Shepherd's Way
- Main Street – new street light project
- Assist Veolia build wall at County Seat Road pump station
- Remove old asphalt at Splash Pad and replace with gravel
- Planning to rebuild traffic light at West @ Elmore Road
- Cameras for shop
- Patched a water leak cut
- Beeper Call-outs:
 - Tree down – Deerfield & Iris Circle
 - Stop sign – Meadowview Lane
 - Red light on flash – E. First / Webb Avenue
 - Tree down – Sparta Drive
 - Signal light hanging down - #23 I-40 EB @ Peavine Road
 - Red/Green light - #21 Genesis Road @ I-40 WB
 - Unlock signal box - #6 127 @ Genesis Road
 - Measure Height of signal - #10 127 @ Industrial Blvd.

MARCH 2025 MONTHLY REPORT

MAINTENANCE DEPARTMENT

GENERAL MAINTENANCE WORK ORDERS COMPLETED: 63

SPECIAL PROJECTS/WORK ORDERS:

- Began removing tile at the Airport.
- Repaired foundation and side wall at the Palace.
- Paint at the police department.
- Repaired fence at the pickleball court.
- Repaired deck at Meadow Park Lake.
- Picked up trees for Arbor Day.
- Put up sunshades at Garrison Park.
- Located and repaired roof leak at the Palace.
- Replaced Meadow Park campground electrical service.

SERVICE TRUCK CALLS: 38

VEHICLE/EQUIPMENT SERVICES AND REPAIRS:

- CODES
 - Unit 317 – Service, wiper blades, cabin air filter.
 - Unit 315 – Service.
- AIRPORT
 - Unit 323 – Service, repaired front axle leak.
- CATOOSA
 - Unit 1207 – Service.
 - Unit 1205 – Service, cabin air filter.
 - Mower – Service, sharpen blades, grease.
 - Unit 1224 – Replace hydraulic tank for bed lift pump.
 - Unit 1209 – Repaired gear shifter lever, replaced toggle switch.
 - Unit 1211 – Replaced batteries.
- FIRE
 - Unit 18 – Replaced rear air tank gauge.
 - Ladder 10 – Repair water leak on manifold drain hose, add hydraulic fluid.
 - Ladder 1 – Tighten fan bolt.
- MAINTENANCE
 - Unit 264 – Service.
 - Unit 219 – Service, air filter, grease, cabin air filter, all new blades.
 - Unit 217 – Service, sharpen blades, grease.
 - Unit 268 – Service, sharpen blades, grease.
 - Unit 288 – Service, sharpen blades, grease.

- Unit 240 – Service, sharpen blades, grease, blow out radiator.
 - Unit 239 – Service, sharpen blades, grease, blow out radiator.
- WATER TRANSMISSION/SEWER
 - Unit 402 – Service.
 - Unit 411 – Replace hammer bit.
- STREET
 - Unit 606 – Service.
 - Small lowboy – Replaced u-bolts on axle, two running lights, adjusted brakes, replace trailer plug.
 - Unit 621 – Replace all teeth, pins, lock washers.
 - Roller – Straighten bent scraper in press.
- POLICE
 - Unit 45 – Service.
 - Unit 38 – Service.
 - Unit 19 – Service, brakes & rotors, replace both rear calipers, replace left-front bracket, air filter.
 - Unit 37 – Service, charged battery.
 - Unit 25 – Service, cylinder coil pack.
 - Unit 70 – Spark plugs, #5 ignition coil and left side catalytic converter.
 - Unit 24 – Service, air filter, cabin air filter, ignition coil, wiper blades.
 - Unit 18 – Service, air filter.
 - Unit 12 – Service, wiper blades, air filter, cabin air filter.
 - Unit 64 – Service.
 - Unit 60 – Service.
 - Unit 27 – Service, rear brakes & rotors.
- PARKS & RECREATION
 - Unit 703 – Spark plug.
 - Unit 717 – Service.
 - Unit 730 – Diagnose PTO clutch.
 - Unit 711 – Replaced and straightened front bumper.
- WATER TREATMENT
 - NONE
- IT DEPARTMENT
 - NONE
- EMERGENCY MANAGEMENT
 - NONE
- ENGINEERING
 - NONE
- CEMETERY
 - NONE
- STORM WATER
 - NONE
- VEOLIA
 - Spreader truck – tighten chains in gear box.
- CENTRAL STAFF
 - NONE

Water Treatment Plant Maintenance Report

March 2025

Meadowpark Lake

General Maintenance:

- ❖ Changed monthly water filters for machines
- ❖ Serviced Dehumidifiers
- ❖ Serviced Odd number motors and pumps
- ❖ Changed caustic tubes in pumps
- ❖ Changed poly tubes in pumps
- ❖ Cleaned out all venturi ports
- ❖ Welded to patch panels in filter bottom on #3 filter
- ❖ Cleaned ports for ROF and LOH meters
- ❖ Changed prv valve on jesco pump
- ❖ Changed oil in jesco pump
- ❖ Repaired and replaced 1" valve to pit for miox feed
- ❖ Replace cracked bulkhead in caustic tank
- ❖ Washed both basins
- ❖ Installed new mixer in wetwell to better distribute chemicals

Unexpected Repairs:

- ❖ Filter 3 rrepair
- ❖ Repaired and replaced 1" valve to pit for miox feed
- ❖ Replace cracked bulkhead in caustic tank

Continuing Projects:

- ❖ New bicarb stands for raw pumphouse
- ❖ Fence addition and new gate placement

Holiday Hills

General Maintenance:

- ❖ Changed monthly water filters for machines
- ❖ Serviced Dehumidifiers
- ❖ Serviced Odd number motors and pumps
- ❖ Changed caustic tubes in pumps
- ❖ Changed poly tubes in pumps
- ❖ Serviced Air pumps
- ❖ Moved computer to lab and redone operator office
- ❖ Started the scada upgrade on filters and tanks

Unexpected Repairs:

- ❖ None

Continuing Projects:

- ❖ Pump changeouts and plumbing for pre and post miox
- ❖ New plumbing and chemical drops in the finished water line in basement
- ❖ Fence moved and new pump storage building
- ❖ Fence repair

Utility Maintenance

Mar-25
Monthly Report

<u>Locations:</u>	293
-------------------	-----

<u>Backflows Tested:</u>	23
--------------------------	----

<u>Grinder Pumps Sold:</u>	6
----------------------------	---

<u>Preliminary Inspections:</u>	3
---------------------------------	---

<u>Final Inspections:</u>	6
---------------------------	---

<u>Replacement Pumps</u>	1
--------------------------	---

<u>Grinder Pumps Repairs</u>	27
------------------------------	----

<u>Meter:</u>	Turn-Ons	36
	Turn-Offs	21
	Occupant Changes	49
	Reinstates	47
	Checks, Replacement, Repair	19
	Water Taps	7
	Main Line Leaks	1
	Service Repairs	3

<u>Total Water Loss:</u>	178,143.0 gallons
--------------------------	-------------------

<u>Sewer Taps</u>	5
-------------------	---

<u>Sewer Line Repairs</u>	4
---------------------------	---

<u>Graves</u>	8
---------------	---

<u>Pipe Installed</u>	135' of 3/4" copper
	6' of 1" copper
	0' of 2" copper
	7' of 6" PVC
	0' 12" PVC
	0' 2" PVC
	11' of 4" pvc
	0' of 3/4 PVC
	0' of 1" PVC
	0 of 4" HDPE
	338' of 2" HDPE

80' of 6" HDPE
0' of 10" pvc
0' of 8" pvc

Monthly Summary

Replaced approximately 13 3/4
water meters due to meter or AMR malfunctioning
Read meters, Did service orders and customer complaints
tested 23 backflows devices
done dead end line flushing
fixed water leaks
made water and sewer taps
Installed 6" water line on Interchange drive

Water Leaks Repaired

721 West Avenue
130 Village Lane
627 South Main Street
200 Hawthorn Loop

Water Taps:

161 Tabor Drive
138 Magnolia Lane
696 Buck Creek Road
97 Jesse Loop
69 Jesse Loop L2
79 Jesse Loop L3
451 Interchange Drive

Sewer Taps

161 Tabor Drive
97 Jesse Loop
69 Jesse Loop L2
79 Jesse Loop L3
451 Interchange Drive

Sewer Line Repairs:

1025 Livingston Road
190 Hawthorn Loop
Lantana Road and Kerney Drive
345 East Deercreek Drive

Grinder pump finals

74 Riverchase Drive
167 Skyview Meadow Drive
172 Skyview Meadow Drive
1159 Scarlett Drive
155 Dewey Drive
161 Dewey Drive

Grave Services

Charles Johnston
Nancy Holland
William Holland
Alene G. Looper
Clifton Hubbard
Leona Marie Davis
Johnnie Lee Mullis
Mildred O. Zeloof

Next Months Forecast

Replace AMR meters & ERTs as needed
Do water & sewer taps & graves
Repair Grinder pumps & cleanings & maint. checks
Test Backflows
Hydrant testing and/or maintenance
Work on finishing dead end line flushing list
Start water and sewer line extensions on North Side drive

CATOOSA DEPARTMENT
WATER LOST
MARCH 2025

MASTER PUMPS	WATER PURCHASED		
70-NORTH	12,514,580		
127 HWY	11,943,620		
GENESIS	5,249,200		
62 HWY	0		
TOTAL	29,707,400		
	WATER SOLD		
MASTER PUMP TOTALS	29,707,400		
LESS CUSTOMERS	16,694,900		
LESS 200 ACCOUNTS	4,461,600		
	8,550,900	% of Loss	29%
FIRE DEPARTMENT			
TANK CLEANING & FILLING	-		
METERED FILLING			
METERED FLUSHING	213,042		
UNMETERED FLUSHING	778		
UNMETERED LEAK	4,239,960		
BILL ADJUSTMENTS			
METERED LEAKS			
BULK SALES			
TOTAL	4,097,120	Total % Loss	14%

Crossville Leisure Services

3/1/2025 To 3/31/2025

Receivable Totals by Category

Facilities

Centennial Park Shelter 2	\$258.76	7
Centennial Park Shelter 3	\$51.76	2
Crossville Depot Meeting Room	\$2,028.60	17
Meadow Park Lake Shelter 1	\$51.75	1
Meadow Park Lake Shelter 2 (Next to Playground)	\$51.75	1
Pickleball Court 1	\$12.42	3
Pickleball Court 2	\$12.42	3
Pickleball Court 3	\$12.42	3
Pickleball court 4	\$18.63	5
Pickleball Court 5	\$20.70	6
Pickleball Court 6	\$28.98	10
Pickleball Court 7	\$41.40	12
Pickleball Court 8	\$37.26	10
Warner Field 1	\$1,555.00	4
	\$4,181.85	84

POS

Palace	\$3,872.00	868
Recreation	\$48.00	5
	\$3,920.00	873

Vendor

Cafe Boba	\$51.75	1
Daddy D's	\$51.75	1
Kona Ice	\$51.75	1
Southern Comfort Kitchen	\$50.00	1
The Scoop	\$50.00	1
Z's Mini Donuts	\$50.00	1
	\$305.25	6

Palace Events March 2025

PALACE-PRODUCED EVENTS	Event Date	Artist Fee	# Tickets	Ticket Revenue	ACTUAL Ticket	Concessions Revenue	Sound Tech	NET P/L
Carolanne Miljavac*	March 1	(\$6,099.20)	297	\$8,335.00	\$ 8,308.00	\$ 443.00	\$ (125.00)	\$ 2,526.80
MOVIE: The Searchers	March 4	\$ (205.00)	11	\$55.00	\$ 55.00	\$ 29.00		\$ (121.00)
MOVIE: Clueless	March 6	\$ (205.00)	12	\$60.00	\$ 60.00	\$ 48.00		\$ (97.00)
MOVIE: Sense and Sensibility	March 11	\$ (205.00)	25	\$125.00	\$ 125.00	\$ 65.00		\$ (15.00)
MOVIE: O Brother, Where Art Thou?	March 13	\$ (205.00)	58	\$290.00	\$ 290.00	\$ 157.00		\$ 242.00
MOVIE: Jumanji	March 18	\$ (205.00)	25	\$250.00	\$ 250.00	\$ 190.00		\$ 235.00
Gangstagrass	March 21	\$ (7,500.00)	121	\$3,892.00	\$ 3,735.36	\$ 161.00	\$ (200.00)	\$ (3,803.64)
Howard Decker as George Strait	March 29	\$ (6,500.00)	294	\$10,184.00	\$ 9,257.54	\$ 356.00	\$ (250.00)	\$ 2,863.54
TOTALS:		\$ (21,124.20)	843	\$23,191.00	\$ 22,080.90	\$ 1,449.00	\$ (575.00)	\$ 1,830.70
* = Ticket splits								
RENTALS	EVENT DATE	RENT	# Tickets	Ticket Revenue	OUR FEES	Concessions Revenue	Sound Tech	NET P/L
The Bellamy Brothers	March 8	\$ 725.00	300	-	-	\$ 270.00	\$ (150.00)	\$ 845.00
Aviagen Training	March 26	\$ 150.00				\$ 150.00		\$ 300.00
70s Jukebox Countdown	March 27	\$ 850.00	295			\$ 269.00	\$ (250.00)	\$ 869.00
TOTALS:		\$ 1,725.00	595		\$ -	\$ 689.00	\$ (400.00)	\$ 2,014.00
OTHER	EVENT DATE	RENT/License	# Tickets	Ticket Revenue	NET TICKET REVENUE	Concessions Revenue	Sound Tech	NET P/L
Conrad Tour	March 6							
SCHOOL: Algood Elementary	March 12	\$ (205.00)	98			\$ 490.00		\$ 285.00
SCHOOL: Algood Elementary	March 13	\$ (205.00)	90			\$ 450.00		\$ 245.00
SCHOOL: Brown Elementary	March 14	\$ (205.00)	60			\$ 300.00		\$ 95.00
Cumberland Fellowship group	March 18	\$ (205.00)	63			\$ 315.00		\$ 110.00
Open Mic Night	March 25		60			\$ 56.00	\$ (125.00)	\$ (69.00)
TOTALS:		\$ (820.00)	371			\$ 1,611.00	\$ (125.00)	\$ 666.00
TOTALS March: 18 Events		\$ (20,219.20)	1,809	\$23,191.00	\$22,080.90	\$ 3,749.00	\$ (1,100.00)	\$ 4,510.70

March 2025 Tournament Recap:

03/08/2025

- Double Your Money: Men's and Women's
 - Tournament Hosted by: Karli Threet
 - 31 Teams
 - Teams from: TN, GA, KY
 - 26 Hotel Rooms

03/22/2025

- Bash 4 Cash
 - Tournament Hosted by: Karli Threet
 - 34 Teams (26 in 2024)
 - Teams from: TN, GA, KY, OH
 - 26 Hotel Rooms

03/29/2025

- WSL Iron Man
 - Tournament Hosted by: ET Bradley and Darrell Austin
 - 21 Teams
 - Teams from: TN, GA, KY
 - 29 Hotel Rooms

Permits Break Down Report

	City & County Mechanical	City & County Plumbing	City Commercial Building	City Commercial Demolition	City Residential Building	County Commercial	County Residential	House Moving	Land Disturbance Permits	Plans Review	Sign	Total Permits	County Fees Paid	City Fees Paid	Total Fees Paid
July 2024	35	9	3	0	11	0	0	0	3	0	4	65	\$1,230.00	\$9,315.00	\$10,545.00
August 2024	32	7	4	0	11	0	0	0	0	0	4	58	\$855.00	\$8,127.00	\$8,982.00
September 2024	21	11	8	0	11	0	0	0	1	0	8	60	\$855.00	\$14,909.00	\$15,764.00
October 2024	23	8	5	0	8	1	1	0	1	0	5	52	\$9,529.00	\$6,940.00	\$16,469.00
November 2024	22	8	7	0	5	0	0	0	1	0	1	44	\$645.00	\$7,513.00	\$8,158.00
December 2024	11	4	4	1	5	0	0	0	1	0	0	26	\$660.00	\$5,740.00	\$6,400.00
January 2025	11	4	2	1	5	0	0	0	0	0	0	23	\$120.00	\$11,426.00	\$11,546.00
February 2025	7	11	5	0	11	0	0	0	4	0	0	38	\$150.00	\$8,641.00	\$8,791.00
March 2025	15	15	12	0	21	0	0	1	4	1	1	70	\$255.00	\$20,849.00	\$21,104.00
Total	177	77	50	2	88	1	1	1	15	1	23	436	\$14,299.00	\$93,460.00	\$107,759.00

Engineering Projects Report April 4, 2025		
Project	Current Status	Dates
TDOT 127 North Utility Relocation Section 1	All of the City's utilities are complete and functioning. A final punch list will be created after more of the road construction has been completed.	Completion Date Fall 2026
TDOT 127 North Utility Relocation Section 4 (Fentress Cumberland County Line)	The portion of this project that is the City's water utility relocation is complete and a final punch list will be created after the road work is completed.	Target Completion Date August 31, 2026
TDOT 127 North Utility Relocation Section 2	This project is tentatively scheduled to be bid June 2026. The City is acquiring easements for the water relocation.	Bid Date June 2026
TDOT 127 North Utility Relocation Section 3	This project is tentatively scheduled to be bid June 2026. The City is acquiring easements for the water relocation.	Bid Date June 2026
Northwest Connector Phase 3	The utilities for this project are complete with the exception of final clean up and relocating the water line at Mizkan's driveway. The water line under Mizkan's drive way should be in service in the next week.	Total Completion Date July 21, 2023 Finish from Genesis To Stout May 31, 2022
Northwest Connector Phase 2	All acquisition has been completed by the City. TDOT has certified the ROW and we are now waiting for TDOT to program the construction in the TDOT budget. This project is not in TDOT's three year plan.	
Interstate Drive Extension West of Genesis Road	The ROW plans have been reviewed by TDOT and the Engineer has updated the plans and the acquisition has started.	
Downtown Sidewalks	The City's Contractor only lacks handrails, material in the planters and a portion of the asphalt patch near the gutter on the phase 1. The contractor has moved to the phase 2.1 and has almost completed the demo.	Completion Date May 1st 2025
Old Lantana Road, County Seat and Southbend Waterline Replacement	The City has reviewed the plans and the Engineer is revising the plans. A construction start date will be established once the easements are acquired.	
Quail Hollow Court	The Exhibit "A" document has been updated and the City can move forward with the sale of the property.	
Main Street and Lantana Traffic Signal Replacement	The Contractor has completed all of their contract. The Engineering Department is working on closing the project out with TDOT.	Completion date August 22, 2024
Fourth Street and West Avenue Traffic Signal Replacement	The ROW plans have been approved by TDOT. A utility coordination meeting is forthcoming. This project has low priorities because the City will not have STP funds to fund construction for three to five years.	
Meadow Park Water Filtration Plant Sewer Project	The Engineer has created the exhibits for the easements. The City is in the process of acquiring the easements.	Schedule will be forthcoming
Raw Water Study (Meadow Park Lake Expansion)	The Engineers are finishing the Alternatives Analysis Report and will be advertising for a full-delivery mitigation contractor in the coming months.	
Underwood Street Sidewalk	Acquisition documents will be turned over to the City Attorney so that City Staff can negotiate the acquisitions.	
Airport ALP	The final Airport Layout Plan has approved by the FAA. The City has received final documents to sign.	
TDOT SR 1 Highway 70 Bridge Replacement (Sparta Highway) Utility Relocation	The contractor started September 11th 2023. The Contractor will be starting the bore under the Obed River.	Bid Letting December 9, 2022
TDOT SR 24 Highway 70 North Bridge Replacement Utility Relocation	The City has received revised plans from TDOT and the original water and sewer design has been changed for the new design. This project will be bid winter of 2025 and will include a road closure. The City will be bidding the master meter relocation out as a separate project.	Bid Letting Winter of 2025
Little Obed Pedestrian Bridge and Greenway	The bridge bid is on the agenda for approval and the City is acquiring easements.	
Truck Route	We received 641 responses from the survey. The Engineers have started to process the survey data. The next step will be to notify the local trucking companies and get feedback from them.	
Airport Terminal Building	The renovation project is complete. City crews are coordinating tile removal and new tile installation.	
ARPA Sewer I&I Project.	Cleanup is all that remains on this project.	Completion Date January 12th 2025
Creston Road ARPA Waterline Project	The Contractor is starting work April 7th.	
East Ridge Sewer Extension	This project is complete and will be removed from this list.	
Peavine Sewer Expansion	The plans are finished and the City is acquiring easements for this project.	
Genesis Road and 127 Sewer Expansion	Plans have been approved by TDEC and a TDOT permit has been issued. The City is currently acquiring easements.	
Little Obed Pump Station and Jail Bar Screen Installation	The Contractor has installed the grinder pump at the Tansi emergency station and is installing the concrete structures for the two bar screens.	
New Fire Station 2	The excavation is underway and the Contractor has installed all of the building slabs. The steel building will be delivered mid April.	
TDOT I-40 Bridge Widening over 70 North	The TDOT plans have changed and the City will currently only be required to install 2 water valves.	
Indian Woods Village Sewer	The fees have been paid and we are waiting on plan submission.	
Water Filtration Plant Upgrade	The switch gear for the main Meadow Park building has been replaced. The switch gear for the pump building has not been delivered. All other work has been completed.	
Peach Tree Drive Water Extension	The plans have been approved by TDEC	
First and Fourth Street Traffic Signal Replacement	The Engineer has provided the City with options on pole locations and is incorporating conduits under Main Street in the current project.	
Private Developments		
The Gardens Phase 8 Plat 3	The City is holding a financial guarantee for a temporary Cul-de-sac or the next phase to start.	
The Gardens Phase 8 Plat 4A	The City is holding a financial guarantee for a temporary Cul-de-sac or the next phase to start.	
Sky View Meadow Subdivision Phase 2 & 3	All roads, water and sewer are complete. The stormwater retention structures have not been completed and the City is holding a financial guarantee for this work.	
The Grove	The City is holding a financial guarantee for a temporary Cul-de-sac or the next phase to start.	
Homestead Junction	The City is holding a financial guarantee for road construction that has not started.	



Crossville Memorial Airport Committee Meeting Airport & FBO Report April 7, 2025

1. Airport Traffic Summary

Total Aircraft Movements (takeoffs and landings combined):

- **March 2025:** 835
- **March 2024:** 347

Breakdown by Aircraft Size:

- **March 2025**
 - **Small General Aviation Aircraft (Single & Twin Engine):** 729
 - **Turboprop Aircraft:** 37
 - **Jet Aircraft:** 64
 - **Helicopter Operations:** 5
 - **Military Aircraft:** 0
- **March 2024**
 - **Small General Aviation Aircraft (Single & Twin Engine):** 335
 - **Turboprop Aircraft:** 7
 - **Jet Aircraft:** 2
 - **Helicopter Operations:** 3
 - **Military Aircraft:** 0

2. Fuel Flow

- **March 2025:** Total gallons: 9,044.55 gal
 - Jet A: 5,857 gal | 100LL: 3,187.55 gal
- **March 2024]:** Total gallons: 7,698.21 gal
 - Jet A: 3,856 gal | 100LL: 3,842.21 gal

3. Operational Highlights & Notes

Fuel sales for March were up compared to the same month last year, driven in part by the arrival of larger aircraft which require greater fuel volumes and reflect a positive trend in the type of traffic we're attracting.

March was a productive and engaging month for Azure Flight Support and our team at Crossville Memorial Airport.



Johnna represented the airport at the Tennessee Airports Conference in Murfreesboro, where she had a valuable opportunity to network with peers and gain insights into statewide aviation initiatives. The event proved to be both educational and energizing, reinforcing our commitment to continuous improvement in airport operations and service.

Azure also participated in the NBAA Schedulers and Dispatchers Conference in New Orleans. This national industry event allowed us to showcase our growing FBO network, build relationships with key decision-makers, and strengthen our brand presence among schedulers and operators across the country.

On the maintenance front, Rich Perry has made an impressive start leading our on-site Maintenance shop. He is actively working toward obtaining FAA 145 Repair Station certification, which will enable us to significantly expand the scope of services we provide and enhance the value we offer to aircraft owners and operators.



6 Months interest in
November and May
Principal payment in May

					6/30/2024	Due May		6/30/2025
	PAY	INT			LOAN	PRINCIPLE	INTEREST	LOAN
	<u>OUT</u>	<u>RATE</u>			<u>BALANCE</u>	<u>PAYMENT</u>	<u>PAYMENT</u>	<u>BALANCE</u>
GENERAL FUND								
2020 Series A1 Bonds	2021	2037	4.00%	\$	3,790,000	\$ 65,000	\$ 82,650	\$ 3,725,000
2020 Series B Bonds	2021	2028	4.27%	\$	1,110,000	\$ 270,000	\$ 15,418	\$ 840,000
2020 Series A2 Bonds	2021	2037	3.00%	\$	980,000	\$ 65,000	\$ 20,250	\$ 915,000
					\$ -	\$ -	\$ -	\$ -
					<u>\$ 5,880,000</u>	<u>\$ 400,000</u>	<u>\$ 118,318</u>	<u>\$ 5,480,000</u>

Water & Sewer Fund

2020 Series C Bonds	0.80534	2050	4.00%	\$	28,215,000	\$ 610,000	\$ 636,166	\$ 27,605,000
Catoosa's Share	0.19466				\$ 5,487,483	\$ 118,743	\$ 123,836	\$ 5,368,740
					\$ 22,727,517	\$ 491,257	\$ 512,330	\$ 22,236,260
2020 Sries D Bonds		2027	4.19%	\$	620,000	\$ 210,000	\$ 7,936	\$ 410,000
					<u>\$ 23,347,517</u>	<u>\$ 701,257</u>	<u>\$ 520,266</u>	<u>\$ 22,646,260</u>

CATOOSA

2020 Series C Bonds		2050	4.00%	\$	5,487,483	\$ 118,743	\$ 123,836	\$ 5,368,740
5/20/2021 RUD Plateau tank	40 yrs 2021	2061	1.75	\$	857,355	\$ 16,380	\$ 14,591	\$ 857,355
4/11/2022 RUD Plateau tank		40 2061	1.5	\$	301,796	\$ 5,896	\$ 4,490	\$ 301,796
					<u>\$ 6,344,838</u>	<u>\$ 135,123</u>	<u>\$ 138,427</u>	<u>\$ 6,226,095</u>

<u>TOTALS (WATER & SEWER FUND)</u>					<u>\$ 29,692,355</u>	<u>\$ 836,380</u>	<u>\$ 658,693</u>	<u>\$ 28,872,355</u>
---	--	--	--	--	-----------------------------	--------------------------	--------------------------	-----------------------------

TOTAL ALL FUNDS					\$ 35,572,355	<u>\$1,236,380</u>	<u>\$ 777,011</u>	\$ 34,352,355
-----------------	--	--	--	--	---------------	--------------------	-------------------	---------------

Grant Agency	Project	ARRA	Amount			Money	Money	To Be
			Grant	Local	Total	Spent	Received	Received
AWARDED:								
Dept. of Justice	Bulletproof vests	No	\$ 2,200.00		\$ 2,200.00		\$ 2,075.00	
THSO Alcohol Saturation/Checkpoint Grant	Alcohol Saturation-	No	\$ 20,000.00	\$ -	\$ 20,000.00		\$ 5,182.18	
HIDTA	Drug Task Force Overtime		\$ 19,000.00	\$ -	\$ 19,000.00		\$ 1,502.32	
OCJP	VCIF		\$ 76,000.00		\$ 76,000.00	\$ 61,210.88		\$ 61,210.88
TDOT-Aeronautics	Airport Layout Plan		\$ 190,000.00	\$ 10,000.00	\$ 200,000.00	\$ 215,892.17	\$ 186,847.03	\$ -
TDOT-Aeronautics	Airport Lighting Rehab		\$ 153,395.00	\$ 1,835.00	\$ 155,230.00	\$ 147,072.61	\$ 146,054.92	\$ -
TDOT-TAP	Downtown Sidewalks/Lights		\$ 2,393,388.00	\$ 757,508.00	\$ 3,150,896.00	\$ 1,831,933.34	\$ 888,484.20	\$ 82,849.20
TDOT-Aeronautics	Terminal Renovations		\$ 1,062,293.00	\$ 49,723.00	\$ 1,112,016.00	\$ 1,124,024.61	\$ 638,559.85	\$ -
TDOT-Aeronautics	Airport Maintenance 23-24		\$ 20,000.00	\$ -	\$ -	\$ 28,924.55	\$ 15,005.16	\$ 4,994.84
TNECD	Spec Building FY24-25		\$ 4,523,950.35	\$ 238,102.65	\$ 4,762,053.00	\$ 132,500.00	\$ -	\$ -
ARPA	Multiple		\$ 3,549,752.35	\$ 550,247.65	\$ 4,100,000.00	\$ 5,464,822.54	\$ 3,377,214.85	
TDEC ARPA	Crab Orchard Utility District		\$ 8,170,000.00		\$ 8,170,000.00	\$ 396,838.99	\$ 267,954.57	
Applied for	Cyber Security		\$ 6,157.04					
Applied for	Downtown Strategies							
Applied for	Urban Forester		\$150,000					
Applied for	LPRF		\$ 359,000.00					
Applied for	Project Diabetes Grant		\$ 261,950.00					
TOTALS			\$ 20,957,085.74	\$ 1,607,416.30	\$ 21,767,395.00	\$ 9,403,219.69	\$ 5,528,880.08	\$ 149,054.92