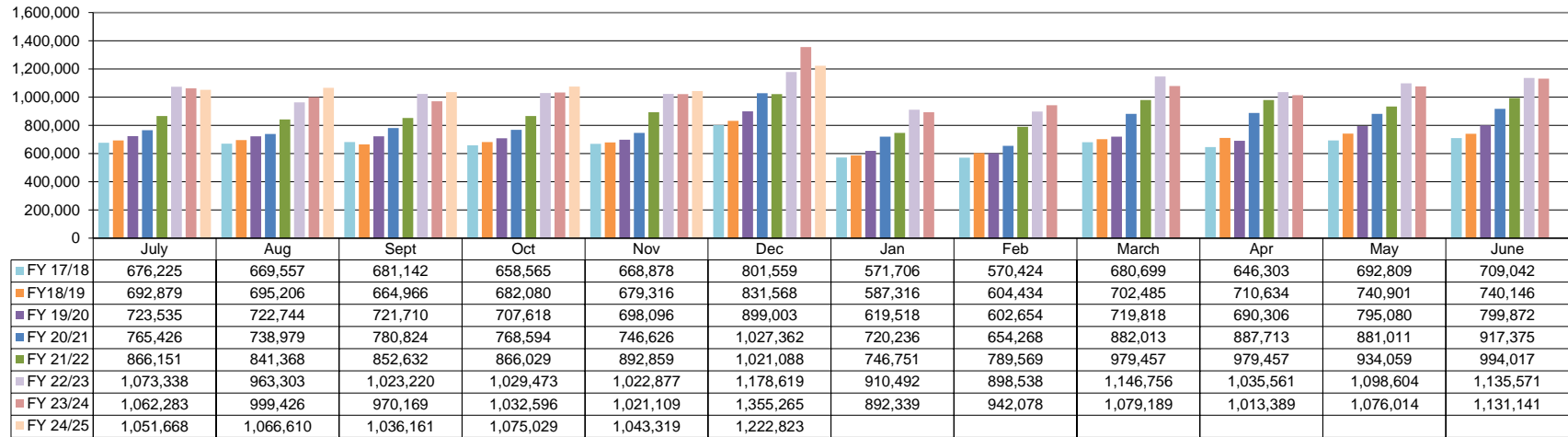
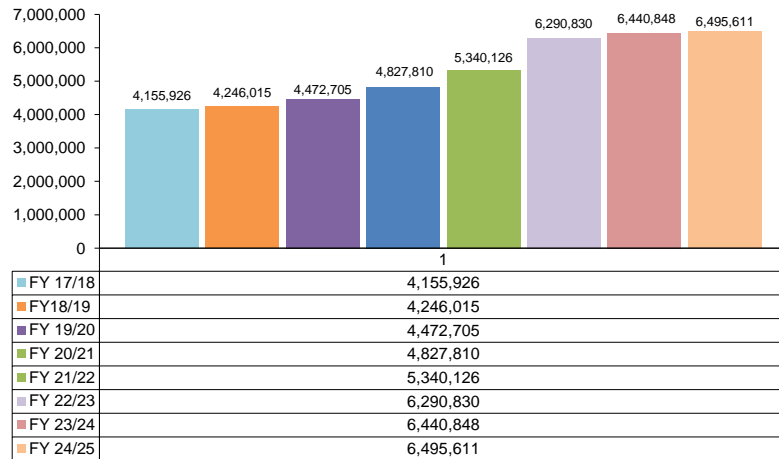


Sales Tax



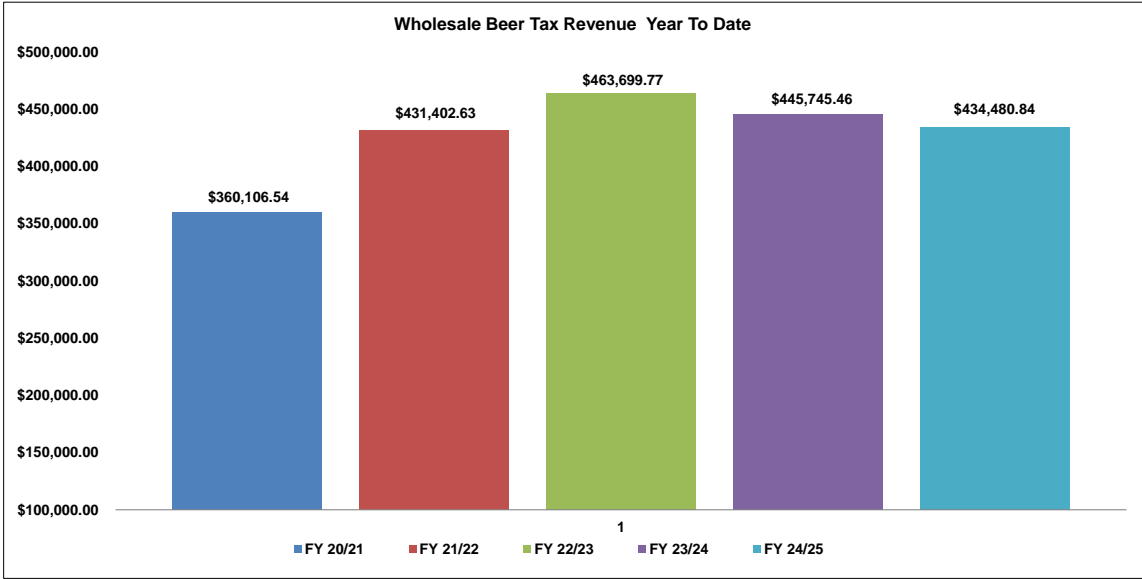
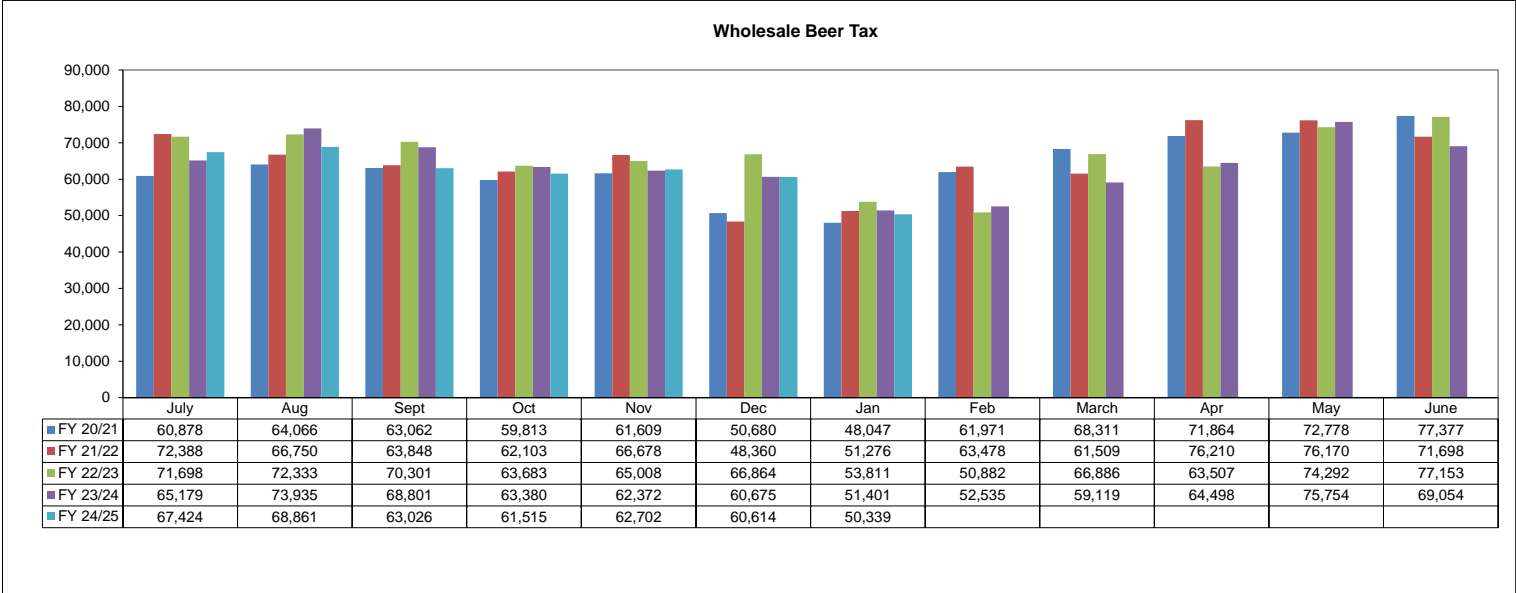
Sales Tax Revenue Year-to-Date

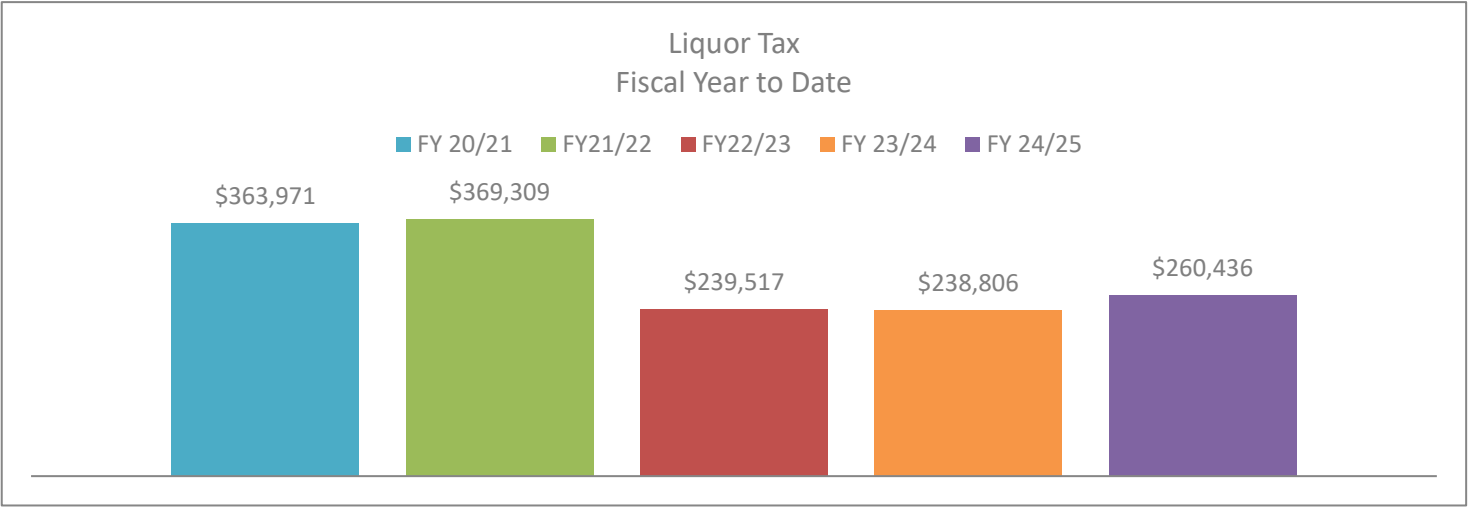
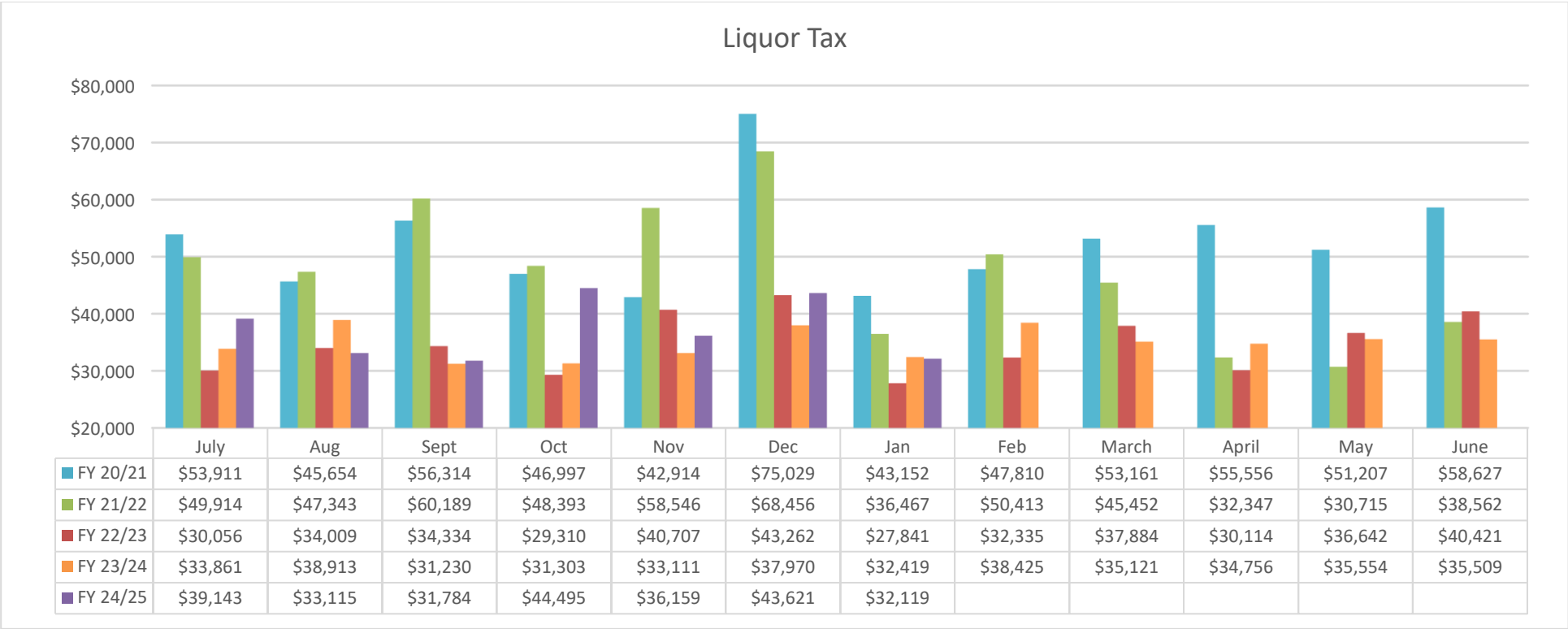


*COLLECTIONS IN THE CITY OF CROSSVILLE

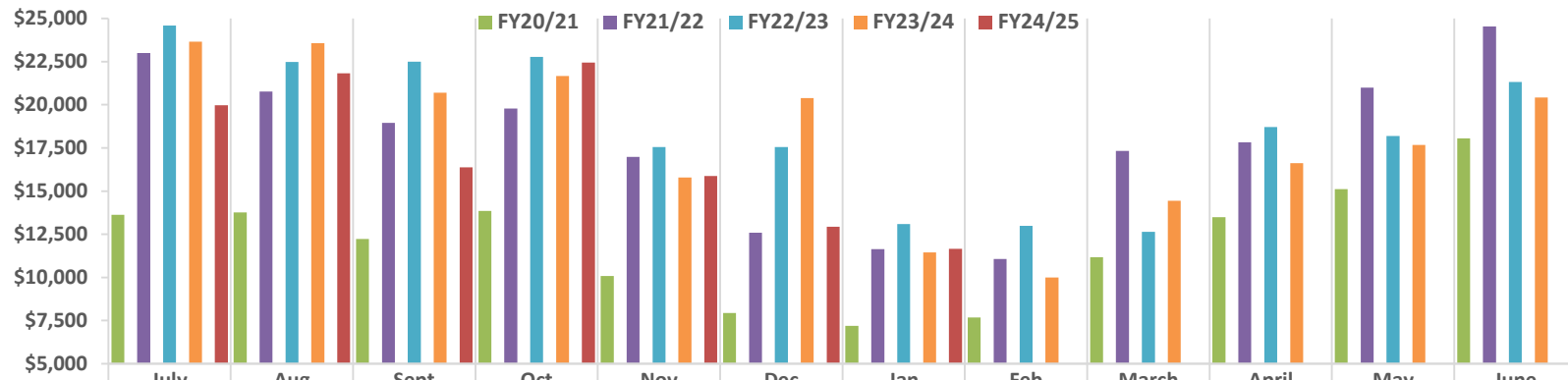
State of TN Cost of Administration	1.125%	\$	27,913.50
Net Collections (sent to Trustee's office)		\$	2,453,286.67
Local Option Out of State Distribution		\$	16,892.46
Trustee of Cumberland County	1%	\$	24,532.87
Net To Be Distributed		\$	2,445,646.26
CITY OF CROSSVILLE SPLIT			
Check to City of Crossville		\$	1,222,823.13
Check to Cumberland County Board of Education		\$	1,222,823.13

*Totals reported in February but actually collected in December



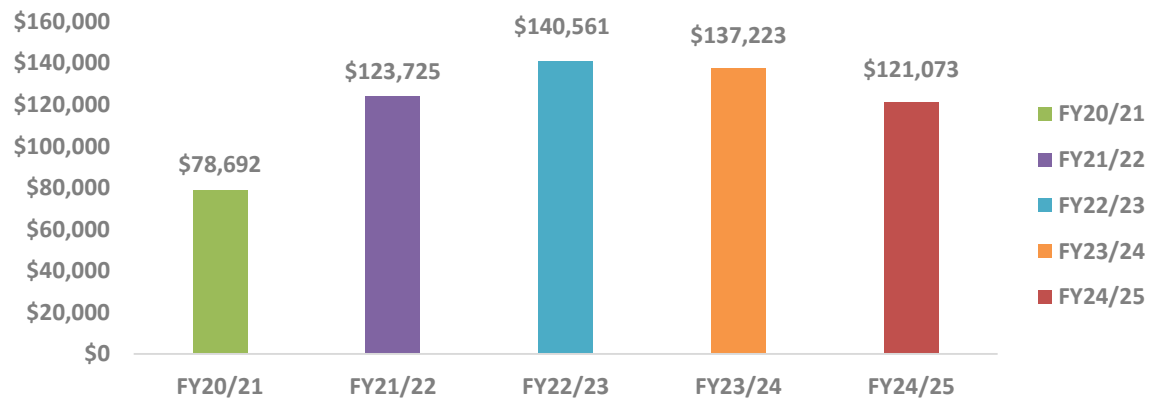


HOTEL OCCUPANCY TAX



	July	Aug	Sept	Oct	Nov	Dec	Jan	Feb	March	April	May	June
FY20/21	\$13,626	\$13,762	\$12,228	\$13,859	\$10,089	\$7,934	\$7,194	\$7,674	\$11,174	\$13,495	\$15,107	\$18,045
FY21/22	\$22,989	\$20,773	\$18,959	\$19,785	\$16,977	\$12,596	\$11,645	\$11,066	\$17,324	\$17,832	\$21,000	\$24,535
FY22/23	\$24,596	\$22,474	\$22,499	\$22,779	\$17,560	\$17,560	\$13,095	\$12,993	\$12,646	\$18,716	\$18,192	\$21,317
FY23/24	\$23,661	\$23,574	\$20,700	\$21,667	\$15,791	\$20,389	\$11,442	\$10,003	\$14,439	\$16,610	\$17,676	\$20,420
FY24/25	\$19,970	\$21,829	\$16,380	\$22,437	\$15,867	\$12,932	\$11,658					

Hotel Occupancy Tax - Year to Date



Monthly Stats
February 2025

CITATIONS		OFFENSES		ARRESTS	
Littering	1	Burglary	2	Burglary	1
Speeding	10	Theft from Vehicle	3	Fraud	1
Seatbelt Violation	5	Theft of Vehicle Parts	1	Shoplifting	7
Texting while Driving	2	Theft All Other	3	Assault	4
Due Care	2	Assault	1	Domestic Assault	4
Insurance Violation	5	Fraud	4	Viol. OP/Bond Conditions	2
Registration Violation	23	Death	1	Resist/Evading Arrest	3
Light Law Violation	12	Shoplifting	23	Drug Violation	9
Window Tint Violation	1	Viol. OP/Bond Condition	1	Drug Equipment	7
Illegal Turn	1	Verbal Domestic	2	DUI	6
Change of Address	1	Vandalism	6	Theft from Building	1
No Driver's License	2	Forcible Fondling	1	DOR/DOS/No DL	12
Ran Traffic Light	3	Missing Person	1	Wepons Law Violation	5
		Overdose	1	Public Intoxication	3
		Hit & Run	1	Criminal Trespass	2
		Road Rage	1	Vandalism	1
		ICAC	1	Forgery	2
		Vehicle Theft	4	Traffic Violations	6
		DCS/APS Referral	3	Disorderly Conduct	1
				Warrant	13
				Liquor Law Violation	2
				Child Neglect	1
				Reckless Driving	2
				Kidnapping	1
				Possession of Stolen Prop	1
				Misuse of 911	1
				Reckless Endangerment	4
TOTAL	68	TOTAL	60	Preventing 911 Calls	1
SPEED WARNINGS	0	JUVENILE ARRESTS		TOTAL	103
WARNINGS	0	Vaping Violation	26	SOCIAL SERVICES	
Accidents		Underage Consumption	3	VICTIM CONTACTS	8
Fatality	0	Runaway	1	INFO/REFERAL/SERVICES	1
With Injury	7	Shoplifting	2	ROAD CALLS	1576
Without Injury	22	Vandalism	4	SCHOOL CALLS	1418
Minor	57	Weapons Law Violation	2	ANIMAL CONTROL CALLS	40
TOTAL	86	TOTAL	38	TOTAL CALLS	3034

* February 15th provided security for the Father Daughter Dance.

* February 26th K9 officers provided a K9 demonstration for Girl Scout Troops.

TN CROSSVILLE POLICE DEPARTMENT

Activity Summary - By Activity Type - SRO

From 02/01/2025 Through 02/28/2025

Page 1 of 3

Activity / Event	Count	As Substitute	Total Count	% To Total
Accidents	1	0	1	0.07
Accidents - Pedestrian/Vehicle	0	0	0	0.00
Accidents - Property Damage	0	0	0	0.00
Accidents - Street	0	0	0	0.00
Administrative Duties	2	0	2	0.14
Alcohol - Possession	0	0	0	0.00
Alcohol - Under Influence	0	0	0	0.00
Alcohol Arrest - (notate citation # in note section)	1	0	1	0.07
Arrest - Trespassing	0	0	0	0.00
Arrests/Citations Issued	6	0	6	0.42
Assault Aggravated	2	0	2	0.14
Assist. - F. D.	1	0	1	0.07
Assist. - other agencies	1	0	1	0.07
Assist. - Other Agency	8	0	8	0.56
Assist. - School Admin	29	0	29	2.05
Assist. - School Admin.	59	0	59	4.16
Assist. - SO	2	0	2	0.14
Athletic Events	1	0	1	0.07
Baseball Game(s) - notate quantity	0	0	0	0.00
Basketball Game(s) - notate quantity	5	0	5	0.35
Campus Foot Patrol	277	0	277	19.53
Classes Attended	44	0	44	3.10
Classes Given	0	0	0	0.00
Classroom Activity	13	0	13	0.92
Classroom Lectures - Department	0	0	0	0.00
Consultation - Male Students	152	0	152	10.72
Consultation - Parents	50	0	50	3.53
Consultation - Students	489	14	503	35.47
Court Appearances	0	0	0	0.00

TN CROSSVILLE POLICE DEPARTMENT
Activity Summary - By Activity Type - SRO
From 02/01/2025 Through 02/28/2025

Page 2 of 3

Activity / Event	Count	As Substitute	Total Count	% To Total
Criminal arrest	6	0	6	0.42
Department Building or Property Perimeter Check	79	0	79	5.57
Disorderly Conduct	0	0	0	0.00
DRE - call out/investigation	0	0	0	0.00
Drug Arrest	0	0	0	0.00
Faculty Assist	117	0	117	8.25
Football Game(s) - notate quantity	0	0	0	0.00
Incident Report	8	0	8	0.56
K-9 Training (Monthly)	2	0	2	0.14
Medical Assist	2	0	2	0.14
Meetings - Department/City Wide (only)	0	0	0	0.00
Meetings - Other	1	0	1	0.07
Meetings - School	3	0	3	0.21
Meetings - SRO Divisional	0	0	0	0.00
Miscellaneous	1	0	1	0.07
Motorist Assist	0	0	0	0.00
Non-THC Vape	20	0	20	1.41
Offense Report - (notate report # in note section)	9	0	9	0.63
Officer Assist	0	0	0	0.00
Public Service	0	0	0	0.00
Referrals/Other agency assist	0	0	0	0.00
Simple Assault	3	0	3	0.21
Soccer Game(s) - notate quantity	0	0	0	0.00
Softball Game(s) - notate quantity	0	0	0	0.00
Special Events - Non Athletic	5	0	5	0.35
THC Vape	2	0	2	0.14
Theft	0	0	0	0.00
Theft Related	0	0	0	0.00
Track Meet(s) - notate quantity	0	0	0	0.00

TN CROSSVILLE POLICE DEPARTMENT

Activity Summary - By Activity Type - SRO

From 02/01/2025 Through 02/28/2025

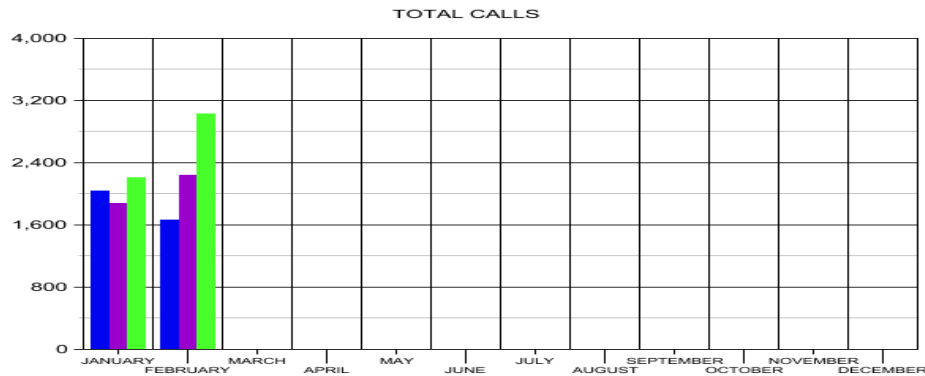
Page 3 of 3

Activity / Event	Count	As Substitute	Total Count	% To Total
Traffic Accident	0	0	0	0.00
Training	0	0	0	0.00
Training - (notate training/class name in note section)	0	0	0	0.00
Trespass Warning	0	0	0	0.00
Unsecure Doors	3	0	3	0.21
Vandalism	0	0	0	0.00
Vehicle Unlock	0	0	0	0.00
Vehicle/Equipment Inspection/Maintenance	0	0	0	0.00
Volleyball Game(s) - notate quantity	0	0	0	0.00
Weapon Related	0	0	0	0.00
Wrestling Match(es) - notate quantity	0	0	0	0.00
Total Activity / Events: 1404		14	1418	



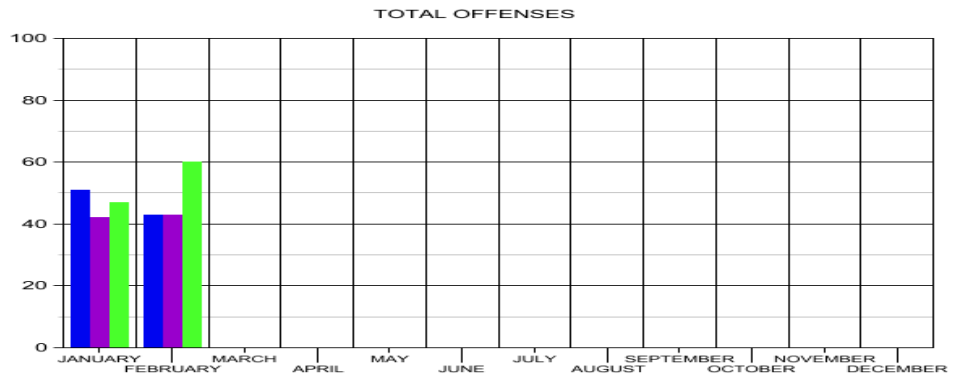
CROSSVILLE POLICE DEPARTMENT STAT COMPARISONS YEAR TO YEAR

2023 2024 2025



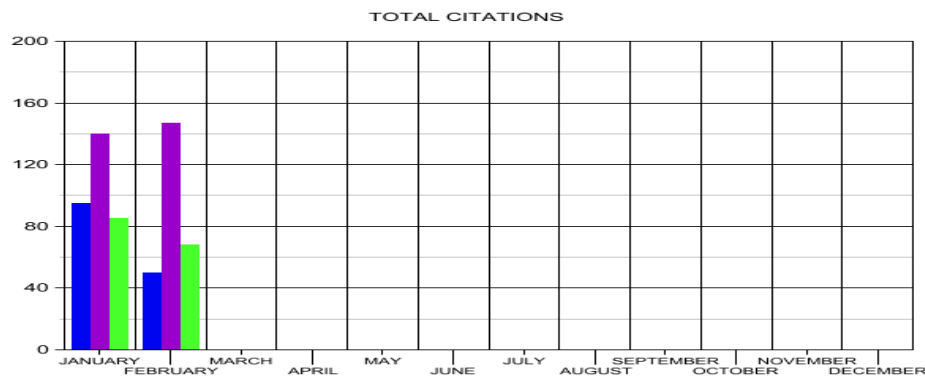
CALLS

2023—3,701 2024—4,123 2025—5,243



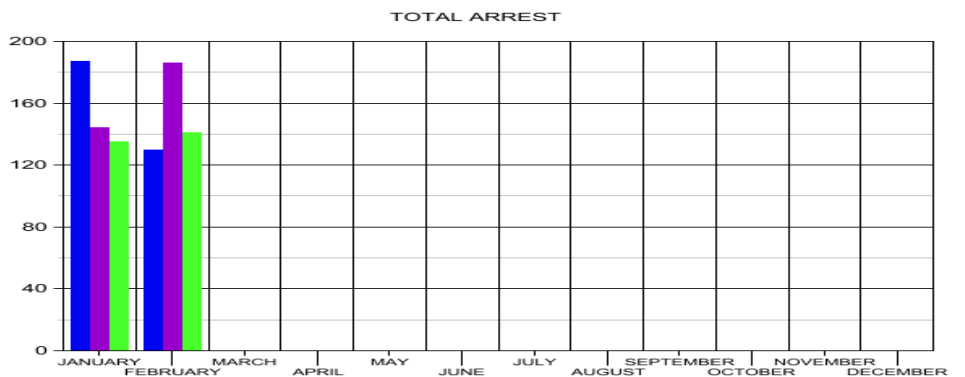
OFFENSES

2023—94 2024—85 2025—107



CITATIONS

2023—145 2024—287 2025—153



ARREST

2023—317 2024—330 2025—276



CROSSVILLE POLICE DEPARTMENT

STAT COMPARISONS

FEBRUARY 2025 TOTAL CALLS - 3,034

JANUARY 2025—2,209

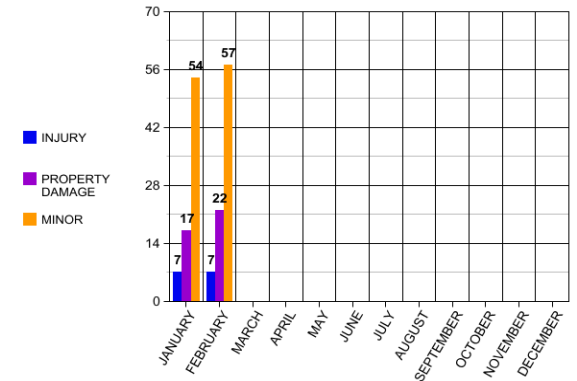
YEAR TO DATE - 5,063

SPECIAL EVENTS

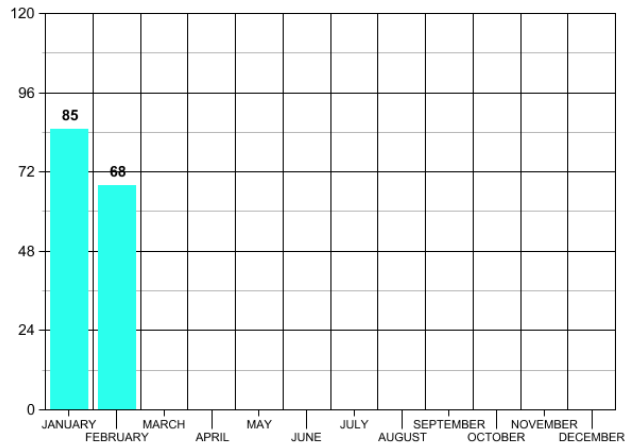
Father/Daughter Dance

K9 demo for Girl Scouts

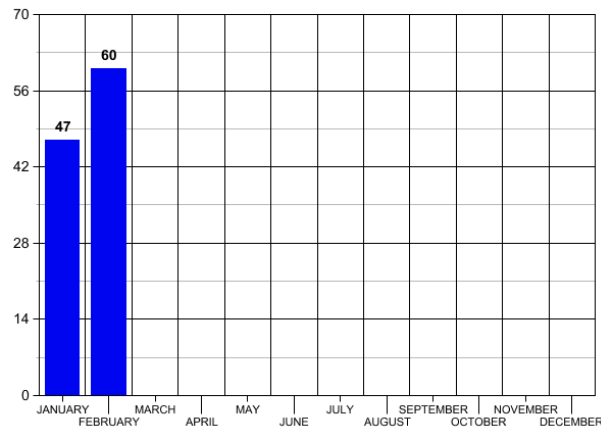
MONTHLY ACCIDENTS



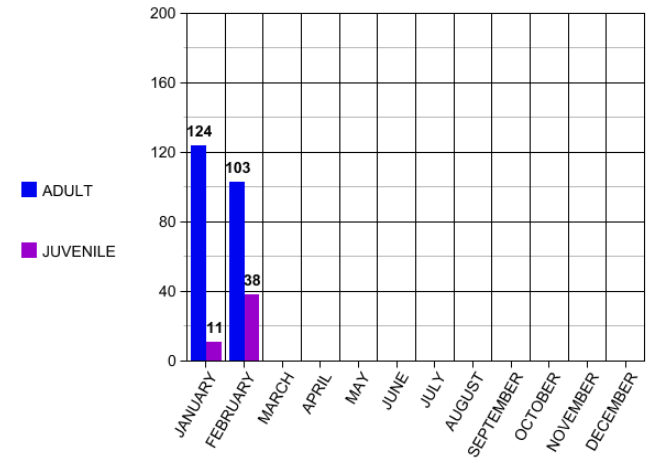
MONTHLY CITATIONS



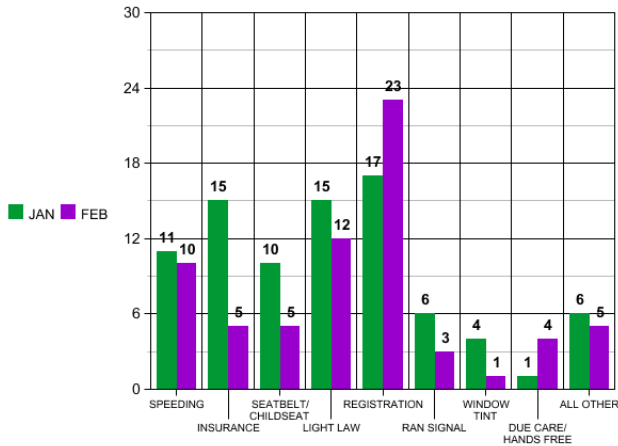
MONTHLY OFFENSES



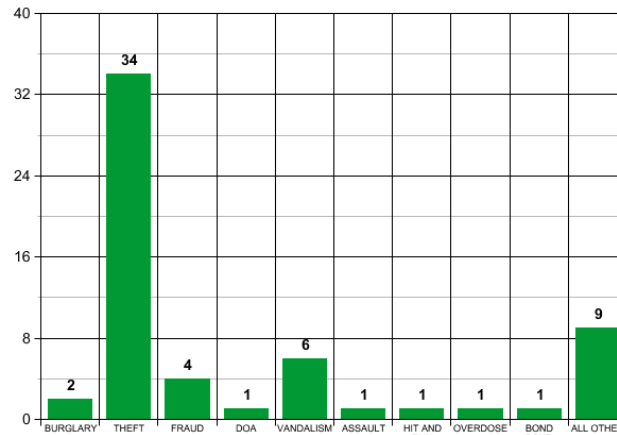
MONTHLY ARREST



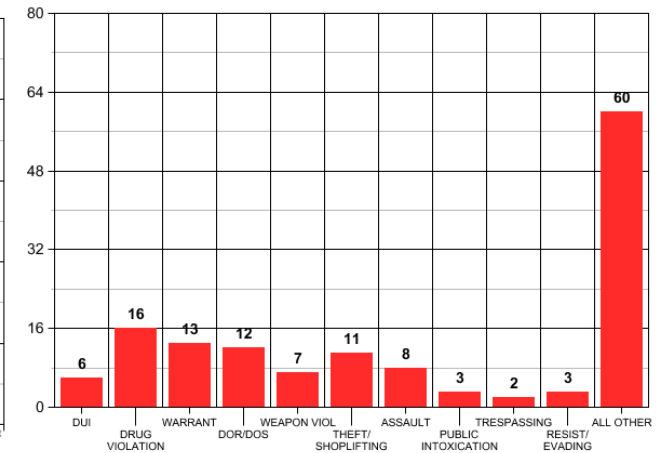
PREVIOUS MONTH CITATION COMPARISON



OFFENSE BY CATEGORY



ARREST BY CATEGORY



Crossville Fire Dept.

Crossville, TN

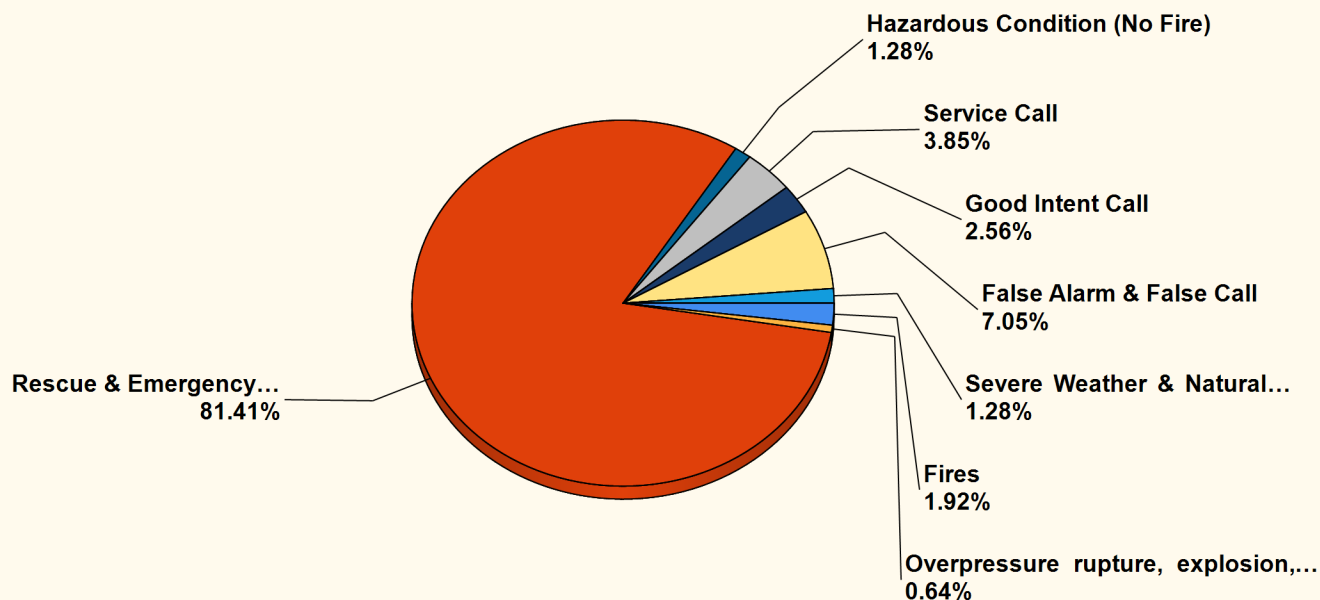
This report was generated on 3/5/2025 10:05:16 AM

CROSSVILLE



Breakdown by Major Incident Types for Date Range

Zone(s): All Zones | Start Date: 02/01/2025 | End Date: 02/28/2025



MAJOR INCIDENT TYPE	# INCIDENTS	% of TOTAL
Fires	3	1.92%
Overpressure rupture, explosion, overheating - no fire	1	0.64%
Rescue & Emergency Medical Service	127	81.41%
Hazardous Condition (No Fire)	2	1.28%
Service Call	6	3.85%
Good Intent Call	4	2.56%
False Alarm & False Call	11	7.05%
Severe Weather & Natural Disaster	2	1.28%
TOTAL	156	100%

Only REVIEWED and/or LOCKED IMPORTED incidents are included. Summary results for a major incident type are not displayed if the count is zero.



emergencyreporting.com
Doc Id: 553
Page # 1 of 2

Detailed Breakdown by Incident Type

INCIDENT TYPE	# INCIDENTS	% of TOTAL
111 - Building fire	1	0.64%
141 - Forest, woods or wildland fire	1	0.64%
154 - Dumpster or other outside trash receptacle fire	1	0.64%
200 - Overpressure rupture, explosion, overheat other	1	0.64%
311 - Medical assist, assist EMS crew	1	0.64%
321 - EMS call, excluding vehicle accident with injury	114	73.08%
322 - Motor vehicle accident with injuries	9	5.77%
324 - Motor vehicle accident with no injuries.	2	1.28%
341 - Search for person on land	1	0.64%
444 - Power line down	1	0.64%
461 - Building or structure weakened or collapsed	1	0.64%
500 - Service Call, other	3	1.92%
550 - Public service assistance, other	1	0.64%
551 - Assist police or other governmental agency	2	1.28%
611 - Dispatched & cancelled en route	1	0.64%
651 - Smoke scare, odor of smoke	2	1.28%
653 - Smoke from barbecue, tar kettle	1	0.64%
700 - False alarm or false call, other	1	0.64%
740 - Unintentional transmission of alarm, other	2	1.28%
743 - Smoke detector activation, no fire - unintentional	3	1.92%
744 - Detector activation, no fire - unintentional	2	1.28%
745 - Alarm system activation, no fire - unintentional	3	1.92%
813 - Wind storm, tornado/hurricane assessment	2	1.28%
TOTAL INCIDENTS:	156	100%

Only REVIEWED and/or LOCKED IMPORTED incidents are included. Summary results for a major incident type are not displayed if the count is zero.



Water Loss

	Consumption	Water loss - flushing	Water loss - leaks	Water loss-fire fighting	Total Internal Use	Unaccounted-for Water	Pumped Water	LOSS %
2024								
January	88,553,100	378,481	3,495,413	0	3,873,894	39,582,706	132,009,700	30%
February	105,450,600	509,475	141,116	720	651,311	3,165,589	109,267,500	3%
March	90,362,500	293,661	382,776	25,360	701,797	19,023,803	110,088,100	17%
April	89,912,900	23,866	2,199,219	1,800	2,224,885	19,623,215	111,761,000	18%
May	95,249,300	60,692	2,820,340	6,835	2,887,867	22,702,133	120,839,300	19%
June	98,602,900	123,767	2,447,742	30,475	2,601,984	25,893,816	127,098,700	20%
July	115,335,300	238,550	3,193,598	12,180	3,444,328	15,916,372	134,696,000	12%
August	123,053,100	723,971	3,740,784	18,490	4,483,245	5,883,055	133,419,400	4%
September	113,992,200	1,244,809	2,244,280	7,735	3,496,824	3,370,977	120,860,000	3%
October	106,415,200	219,050	4,478,022	8,448	4,705,520	8,171,380	119,292,100	7%
November	100,404,600	98,871	1,509,121	3,539	1,611,531	3,160,369	105,176,500	3%
December	96,556,900	32,406	2,061,039	1,800	2,095,245	17,409,855	116,062,000	15%
2025								
January	94,545,900	346,675	2,190,268	5,825	2,542,768	25,624,232	122,712,900	21%
February	105,136,000	67,747	689,662	3,900	761,309	757,091	106,654,400	1%
March					0	0		#DIV/0!
April					0	0		#DIV/0!
May					0	0		#DIV/0!
June					0	0		#DIV/0!
July					0	0		#DIV/0!
August					0	0		#DIV/0!
September					0	0		#DIV/0!
October					0	0		#DIV/0!
November					0	0		#DIV/0!
December					0	0		#DIV/0!
TOTAL:								
6 mos	617,050,800	2,009,558	13,172,391	31,247	15,213,196	58,493,904	690,757,900	8%
12 mos	1,229,566,800	3,474,065	27,956,850	126,387	31,557,302	167,536,299	1,428,660,400	12%

MONTHLY REPORT

Street Department

February 2025

Street Department Work Orders:

- Sweeper Truck
 - 6 loads of debris, 54 locations.
- Leaf removal
 - 5 loads of leaves, 35 locations.
- Snow/ice removal – 2 days
- Brush Removal
 - 14 Loads, 108 locations.
- Clean culverts & pipes – Kings Row, Walker Street, Goodwin Circle, Hillsway, Sunset Drive, Bilbrey Street, My Yamaha, Walker Hill, Corner of Dorton & Morgan, Dorton Drive.
- Clean & Reshape ditches – Near Manchester Tank, Kings Row
- Reshape shoulders – E. Deercreek Drive, E. Ridge Drive and Carriage Drive
- Clean catch basins – Stanley Street, Fourth Street, Rose Street, Irwin Avenue, W. First Street, W. Second Street, Pinewood
- Patch Gravel Shoulders
 - Sparta Drive (4), Old Jamestown Hwy, Dorton Road, Dayton Avenue, Dorton Way (2), Sandra Lane (2), Farmington Lane.
- Patching
 - 20 locations – Waterview Drive, Chelsea Drive, Spruce Loop, Meadowview Lane, Northside Drive, Dunbar Lane, Matherly, Dunn Avenue, Old Jamestown Hwy, Woodlawn Road, Hillcrest Drive, Crabtree Road, Interstate Drive, Prentice Street, Sparta Hwy, Quail Ridge, River Lane, Holiday Drive, Spruce Loop.
- Concrete Pours
 - Sunshade project at Garrison Park
 - Sidewalk at 70 & Main Street

Sign and Electrical Maintenance Work Orders:

- Preventative maintenance of traffic signals and recertified conflict monitors.
- School light maintenance at Martin Elementary
- Traffic Signal Repair/Maintenance
 - Miller @ Old Lantana Road
 - #42 Lantana Road @ Dunbar
 - #10 127 @ Industrial Blvd.
- Misc. work with bucket truck
 - Remove lights off caboose and depot
- Sign repair/Maintenance and Fabricating letters
 - 33 locations.
- Loop Maintenance at #40 Miller @ Old Lantana Road

Miscellaneous:

- Sweep around hangers at the airport
- Sunshade project at Garrison Park
- Parking lot lights at Centennial Park
- Beeper Call-outs:
 - Road closure
 - Red light – Dunbar & Lantana Road
 - Tree down – Mockingbird Drive
 - Red light on flash – 127 @ Industrial Blvd.

FEBRUARY 2025 MONTHLY REPORT

MAINTENANCE DEPARTMENT

GENERAL MAINTENANCE WORK ORDERS COMPLETED: 53

SPECIAL PROJECTS/WORK ORDERS:

- Finish the fence and gates at Garrison Park playground.
- Finish leveling the dirt and sow the grass at Public Works.
- Repair fence and gates torn down at the sewer plant.
- Finish fence at the landfill.
- Finish kitchen, bathroom, and office remodel at Utility Maintenance.
- Changed all heat and air filters in city buildings.

SERVICE TRUCK CALLS: 28

VEHICLE/EQUIPMENT SERVICES AND REPAIRS:

- CODES
 - NONE
- AIRPORT
 - NONE
- CATOOSA
 - Unit 1201 – Service.
 - Unit 1213 – Service, cabin air filter.
 - Unit 1204 – Service.
- FIRE
 - Engine 18 – Service; upper valve cover gasket; lower valve cover gasket; engine injector & juke wiring harness; heater hoses; slack adjuster; fuel sending unit; cab lift hydraulic hose; crankcase breather hose.
 - Engine 17 – Repair wiring to passenger side 220-volt light; replace sight glass on top hydraulic tank; replace oil pressure sending unit; replace both cab latches & fill system with oil; replace air switch.
 - Unit 15 – Bank 1, sensor 1, O₂ sensor.
- MAINTENANCE
 - NONE
- WATER TRANSMISSION/SEWER
 - NONE
- STREET
 - Unit 601 – Service.
 - Unit 639 – Service.
 - Unit 644 – Service, replace drive brake.
 - Unit 607 – Service, front brake pads, water in fuel sensor.

- POLICE
 - Unit 11 – Service, wiper blades.
 - Unit 70 – Service.
 - Unit 66 – Service, replace spotlight bulb.
 - Unit 59 – Swap tire for spare in shop.
 - Unit 65 – Service, lower control arms.
 - Unit 10 – Service, air filter.
 - Unit 30 – Service, air filter.
- PARKS & RECREATION
 - NONE
- WATER TREATMENT
 - NONE
- IT DEPARTMENT
 - NONE
- EMERGENCY MANAGEMENT
 - NONE
- ENGINEERING
 - Unit 310 – Service.
- CEMETERY
 - NONE
- STORM WATER
 - NONE
- VEOLIA
 - Unit 804 – Replaced tandem right front wheel seal.
- CENTRAL STAFF
 - NONE

Feb 2025 Maintenance Report

Meadowpark Lake

General Maintenance:

- ❖ Changed monthly water filters for machines
- ❖ Serviced Dehumidifiers
- ❖ Serviced Even number motors and pumps
- ❖ Changed caustic tubes in pumps
- ❖ Changed poly tubes in pumps
- ❖ Cleaned out all venturi ports
- ❖ Changed light outside homestead tank
- ❖ Cleaned ports for ROF and LOH meters
- ❖ Replaced air filter on air scour
- ❖ Moved our camera to the hall
- ❖ Removed 2 old water heaters
- ❖ Repaired miox plumbing
- ❖ Replaced one dehumidifier in basement
- ❖ Repaired plumbing in the raw pit for pre miox
- ❖ Cleaned out basin level valve to indicator

Unexpected Repairs:

- ❖ Miox plumbing
- ❖ Raw pit feed
- ❖ Dehumidifier

Continuing Projects:

- ❖ New bicarb stands for raw pumphouse
- ❖ Fence addition and new gate placement

Holiday Hills

General Maintenance:

- ❖ Changed monthly water filters for machines
- ❖ Serviced Dehumidifiers
- ❖ Serviced even number motors and pumps
- ❖ Changed caustic tubes in pumps
- ❖ Changed poly tubes in pumps
- ❖ Serviced Air pumps
- ❖ Replaced dehumidifier in basement
- ❖ Replaced Thio line to basement from chem room and added carry water
- ❖ Moved office around, added new tv hangers on the wall and computer shelf

Unexpected Repairs:

- ❖ Thio line

Continuing Projects:

- ❖ Pump changeouts and plumbing for pre and post miox
- ❖ New plumbing and chemical drops in the finished water line in basement
- ❖ Fence moved and new pump storage building
- ❖ Fence repair

Utility Maintenance

Dec-24 Monthly Report

<u>Locations:</u>	336
-------------------	-----

<u>Backflows Tested:</u>	41
--------------------------	----

<u>Grinder Pumps Sold:</u>	0
----------------------------	---

<u>Preliminary Inspections:</u>	7
---------------------------------	---

<u>Final Inspections:</u>	3
---------------------------	---

<u>Replacement Pumps</u>	2
--------------------------	---

<u>Grinder Pumps Repairs</u>	22
------------------------------	----

<u>Meter:</u> Turn-Ons	18
Turn-Offs	24
Occupant Changes	54
Reinstates	42
Checks, Replacement, Repair	26
Water Taps	4
Main Line Leaks	3
Service Repairs	5

<u>Total Water Loss:</u>	190,601.8 gallons
--------------------------	-------------------

<u>Sewer Taps</u>	2
-------------------	---

<u>Sewer Line Repairs</u>	6
---------------------------	---

<u>Graves</u>	6
---------------	---

<u>Pipe Installed</u>	180' of 3/4" copper
	0' of 1" copper
	0' of 2" copper
	0' of 6" PVC
	0' 12" PVC
	4' 2" PVC
	45' of 4" pvc
	0' of 3/4 PVC
	0' of 1" PVC
	0 of 4" HDPE
	0' of 2" HDPE

0' of 10" pvc
0' of 8" pvc

Monthly Summary

Replaced approximately 11 3/4
water meters due to meter or AMR malfunctioning
Read meters, Did service orders and customer complaints
tested 41 backflows devices
done dead end line flushing
fixed water leaks
made water and sewer taps

Water leaks repaired:

380 Creekway Drive
520 Creekway Drive
380 Cleveland Street
55 Westwind Drive
137 Dunbar Drive
361 Hollis Lane
84 Highland Courtyard
297 Jefferson Street

Water Taps:

65 Sydney Court
107 Westheria drive
629 East Lane
1796 Pigeon Ridge Road

Sewer Taps

65 Sydney Court
Eastridge and Cook Road

Sewer Line Repairs:

Neecham and Main Street
2301 Dunbar Road
548 Cumberland View Drive
4 Riverchase Drive
327 Fourth Street
409 Riverbend drive

Grinder pump finals

2 Riverchase Drive
4 Riverchase Drive
6 Riverchase Drive

Grave Services

Lindsey Evans Barker
Georgia Roy Lynch
Ann W Crabtree
Nancy J. Mason
Kathleen H. Walker
Virgie Mosely

Next Months Forecast

Replace AMR meters & ERTs as needed
Do water & sewer taps & graves
Repair Grinder pumps & cleanings & maint. checks
Test Backflows
Hydrant testing and/or maintenance
Start sewer line Extension on Canary Drive
Work on finishing dead end line flushing list
Start water and sewer line extensions on North Side drive
Do fire line road bore for TCAT on Interchange drive

CATOOSA DEPARTMENT
WATER LOST
FEBRUARY 2025

MASTER PUMPS	WATER PURCHASED		
70-NORTH	15,006,330		
127 HWY	13,077,503		
GENESIS	5,761,100		
62 HWY	0		
TOTAL	33,844,933		
	WATER SOLD		
MASTER PUMP TOTALS	33,844,933		
LESS CUSTOMERS	19,950,100		
LESS 200 ACCOUNTS	4,611,700		
	9,283,133	% of Loss	27%
FIRE DEPARTMENT			
TANK CLEANING & FILLING	-		
METERED FILLING			
METERED FLUSHING	4,254		
UNMETERED FLUSHING	360		
UNMETERED LEAK	562,193		
BILL ADJUSTMENTS			
METERED LEAKS			
BULK SALES			
TOTAL	8,716,326	Total % Loss	26%

Crossville Leisure Services

2/1/2025 - 2/28/2025

Receivable Totals by Category

Programs

CYBS Youth Softball	\$313.15	8
JFK	\$10,847.64	254
CYBS Youth Baseball	\$390.78	7
CYBS Youth T-ball/Coach Pitch	\$388.15	5
	\$11,939.72	274

Facilities

Centennial Park Shelter 3	\$25.88	1
Crossville Depot Meeting Room	\$2,362.95	19
Meadow Park Lake Shelter 2 (Next to Playground)	\$51.75	1
Palace Theatre Green Room	\$300.15	1
Pickleball Court 1	\$18.63	5
Pickleball Court 2	\$18.63	5
Pickleball Court 3	\$22.77	6
Pickleball court 4	\$26.91	7
	\$2,827.67	45

POS

Palace	\$1,673.00	316
Recreation	\$9.00	3
	\$1,682.00	319

Vendor

T's Icees	\$51.75	1
	\$51.75	1

Palace Events February 2025

PALACE-PRODUCED EVENTS	Event Date	Artist Fee	# Tickets	Ticket Revenue	ACTUAL Ticket	Concessions Revenue	Sound Tech	NET P/L
MOVIE: An Affair to Remember	February 15	(\$205.00)	26	\$130.00	\$ 130.00	\$ 66.00		\$ (9.00)
MOVIE: The Manchurian Candidate	February 18	\$ (205.00)	4	\$20.00	\$ 20.00	\$ 16.00		\$ (169.00)
MOVIE: Airplane!	February 26	\$ (205.00)	30	\$150.00	\$ 150.00	\$ 57.00		\$ 2.00
TOTALS:		(\$615.00)	60	\$300.00	\$ 300.00	\$ 139.00		\$ (176.00)
RENTALS	EVENT DATE	RENT	# Tickets	Ticket Revenue	OUR FEES	Concessions Revenue	Sound Tech	NET P/L
Aviagen FIT Testing	February 5/6	\$ 200.00				\$ 9.00		\$ 209.00
Millar-Rich Training - Green Room	February 10-12	\$ 290.00						\$ 290.00
PCS Galentine's Day event	February 13	\$ 225.00	300	-	-	\$ 368.00	\$ (205.00)	\$ 388.00
TOTALS:		\$ 715.00	300	-	\$ -	\$ 377.00	\$ (205.00)	\$ 887.00
OTHER	EVENT DATE	RENT/License	# Tickets	Ticket Revenue	NET TICKET REVENUE	Concessions Revenue	Sound Tech	NET P/L
EMA/Fire Severe Weather Awareness Event	February 21	\$ (247.50)	106			\$ 322.00		\$ 74.50
Rotary weekly meeting	February 27	\$ 100.00						\$ 100.00
TOTALS:		\$ (247.50)				\$ 322.00		\$ 174.50
TOTALS February: 8 Events		\$ (147.50)	466	\$300.00	\$ 300.00	\$ 838.00	\$ (205.00)	\$ 885.50

Permits Break Down Report

	City & County Mechanical	City & County Plumbing	City Commercial	City Residential	County Commercial	County Residential	Land Disturbance Permits	Sign	Total Permits	County Fees Paid	City Fees Paid	Total Fees Paid
July 2024	35	9	3	11	0	0	3	4	65	\$1,230.00	\$9,315.00	\$10,545.00
August 2024	32	7	4	11	0	0	0	4	58	\$855.00	\$8,127.00	\$8,982.00
September 2024	21	11	8	11	0	0	1	8	60	\$855.00	\$14,909.00	\$15,764.00
October 2024	23	8	5	8	1	1	1	5	52	\$9,529.00	\$6,940.00	\$16,469.00
November 2024	22	8	7	5	0	0	0	1	43	\$645.00	\$7,463.00	\$8,108.00
December 2024	11	4	5	5	0	0	1	0	26	\$660.00	\$5,740.00	\$6,400.00
January 2025	11	4	3	5	0	0	0	0	23	\$120.00	\$11,426.00	\$11,546.00
February 2025	7	11	5	11	0	0	3	0	37	\$150.00	\$8,591.00	\$8,741.00
Total	162	62	40	67	1	1	9	22	364	\$14,044.00	\$72,511.00	\$86,555.00

Engineering Projects Report February 6, 2025		
Project	Current Status	Dates
TDOT 127 North Utility Relocation Section 1	All of the City's utilities are complete and functioning. A final punch list will be created after more of the road construction has been completed.	Completion Date Fall 2026
TDOT 127 North Utility Relocation Section 4 (Fentress Cumberland County Line)	The portion of this project that is the City's water utility relocation is complete and a final punch list will be created after the road work is completed.	Target Completion Date August 31, 2026
TDOT 127 North Utility Relocation Section 2	This project is tentatively scheduled to be bid June 2026. The Engineer is reviewing the easements that will be required for the water relocations.	Bid Date June 2026
TDOT 127 North Utility Relocation Section 3	This project is tentatively scheduled to be bid June 2026. The Engineer is reviewing the easements that will be required for the water relocations.	Bid Date June 2026
Northwest Connector Phase 3	The utilities for this project are complete with the exception of final clean up and relocating the water line at Mizkan's driveway.	Total Completion Date July 21, 2023 Finish from Genesis To Stout May 31, 2022
Northwest Connector Phase 2	All acquisition has been completed by the City. TDOT has certified the ROW and we are now waiting for TDOT to program the construction in the TDOT budget. This project is not in TDOT's three year plan.	
Interstate Drive Extension West of Genesis Road	The ROW plans have been reviewed by TDOT and the Engineer has updated the plans and the acquisition has started.	
Downtown Sidewalks	The removal of a fuel tank in TDOT ROW has held up the conduit installation on phase 1.4.The Contractor only lacks a handrail and the material in the planters in phase 1.1 and 1.2. The sidewalk has been placed in phase 1.3 and asphalt and cleanup remains. The contractor is working on the conduit installation in Phase 1.4.	Completion Date May 1st 2025
Old Lantana Road, County Seat and Southbend Waterline Replacement	The City has reviewed the plans and the Engineer is revising the plans. A construction start date will be established once the easements are acquired.	
Quail Hollow Court	The Exhibit "A" document required for the sale of the property will be updated when the Airport Layout Plan is updated.	
Main Street and Lantana Traffic Signal Replacement	The Contractor has completed all of their contract. The Engineering Department is working on closing the project out with TDOT.	Completion date August 22, 2024
Fourth Street and West Avenue Traffic Signal Replacement	The ROW plans have been approved by TDOT. A utility coordination meeting is forthcoming. This project has low priorities because the City will not have STP funds to fund construction for three to five years.	
Meadow Park Water Filtration Plant Sewer Project	The Engineer has created the exhibits for the easements. The City is in the process of acquiring the easements.	Schedule will be forthcoming
Raw Water Study (Meadow Park Lake Expansion)	The Engineers and City Staff had a meeting with TDEC February 5th. Th TDEC personnel have now agreed to the same limits of mitigation as the Army Corp. Kevin Young with Wauford will be present at the March Work Session to update the City Council.	
Underwood Street Sidewalk	Acquisition documents will be turned over to the City Attorney so that City Staff can negotiate the acquisitions.	
Airport ALP	The final Airport Layout Plan has approved by the FAA. The City has not received the final approved documents.	
TDOT SR 1 Highway 70 Bridge Replacement (Sparta Highway) Utility Relocation	The contractor started September 11th 2023 and will now have the road closed through mid February 2025. The base stone for the asphalt has been installed in the last month and the pavement and guardrail must be installed before the bridge is reopened. There has been no change in utility installation since last month. The Contractor has completed about 53% of the water and 3% of the sewer relocation and has not installed any components since last month.	Bid Letting December 9, 2022
TDOT SR 24 Highway 70 North Bridge Replacement Utility Relocation	The City has received revised plans from TDOT and the original water and sewer design will be evaluated in the coming months. This project will be bid winter of 2025 and will include a road closure.	Bid Letting Winter of 2025
Little Obed Pedestrian Bridge and Greenway	The City is reviewing the 3 required easements. The route has been surveyed and the archeological study has been completed. The City has received the clearance of the CDBG environmental review record. We are requesting that the potential endangered plants not be reviewed in the mowed area of the sewer line, so that the project is not held up by this.	
Truck Route	We received 641 responses from the survey. The Engineers have started to process the survey data. The next step will be to notify the local trucking companies and get feedback from them.	
Airport Terminal Building	The Contractor has completed the punch list items and the City is waiting on closeout documents and the final pay request.	
ARPA Sewer I&I Project.	Cleanup is all that remains on this project.	Completion Date January 12th 2025
Creston Road ARPA Waterline Project	The contract was modified because of concerns from the City Attorney. The start date will be modified because of this.	
East Ridge Sewer Extension	The developer has paid the fees and the plans have been approved by TDEC.	
Peavine Sewer Expansion	The plans are finished and the City is acquiring easements for this project.	
Genesis Road and 127 Sewer Expansion	Plans have been approved by TDEC and a TDOT permit has been issued. The City is currently acquiring easements.	
Little Obed Pump Station and Jail Bar Screen Installation	The Contractor has installed the grinder pump at the Tansi emergency station and is working on the excavation on the two bar screens.	
New Fire Station 2	The excavation is underway and the Contractor has blasted several times.	
TDOT I-40 Bridge Widening over 70 North	The TDOT plans have changed and the City will currently only be required to install 2 water valves.	
Deer Creek Sewer	All of the piping and the pump system is installed. The electrical switch over is all that remains. This project should be completed in the next two weeks.	
Indian Woods Village Sewer	The fees have been paid and we are waiting on plan submission.	
Water Filtration Plant Upgrade	The switch gear for the main Meadow Park building has been replaced. The switch gear for the pump building is scheduled to be delivered in February. All other work has been completed.	
YMCA Indoor Recreation Project	This project is no longer a City project and will be removed from this list.	
Peach Tree Drive Water Extension	The developer has provided the City with a financial guarantee and the plans are currently being reviewed by TDEC.	
Private Developments		
The Gardens Phase 8 Plat 3	The City is holding a financial guarantee for a temporary Cul-de-sac or the next phase to start.	
The Gardens Phase 8 Plat 4A	The City is holding a financial guarantee for a temporary Cul-de-sac or the next phase to start.	
Sky View Meadow Subdivision Phase 2 & 3	All roads, water and sewer are complete. The stormwater retention structures have not been completed and the City is holding a financial guarantee for this work.	
The Grove	The City is holding a financial guarantee for a temporary Cul-de-sac or the next phase to start.	
Homestead Junction	The City is holding a financial guarantee for road construction that has not started.	



Crossville Memorial Airport Committee Meeting Airport & FBO Report March 2025

1. Airport Traffic Summary

Total Aircraft Movements (takeoffs and landings combined): 662

Breakdown by Aircraft Size:

- **Small General Aviation Aircraft (Single & Twin Engine): 576**
- **Turboprop Aircraft: 22**
- **Jet Aircraft: 49**
- **Helicopter Operations: 13**
- **Military Aircraft: 2**

2. Fuel Flow

- **February 2025: Total gallons: 5,772.71**
 - **Jet A: 3,475 | 100LL: 2,297.71**
- **February 2024: Total gallons: 9,039.64**
 - **Jet A: 5,035.6 | 100LL: 4,004.04**

3. Operational Highlights & Notes

Fuel flow was down compared to last year. Poor weather conditions limited flight operations.

To continue promoting the airport and FBO, Johnna will attend the Tennessee Aviation Association Conference in Murfreesboro in March, while we also participate in the NBAA Schedulers and Dispatchers Conference in New Orleans the same week. These events provide key opportunities to connect with industry professionals and attract more business aviation traffic to Crossville.

We are also excited to welcome Rich Perry as the new leader of our Maintenance Shop. Rich is an A&P Mechanic and holds an Inspector Authorization with extensive experience. He currently flies for ATI and will work with us part-time until he retires from flying next year. Our team has responded very positively to his addition, and we look forward to the expertise he brings.

6 Months interest in
November and May
Principal payment in May

					6/30/2024	Due May		6/30/2025
	PAY	INT			LOAN	PRINCIPLE	INTEREST	LOAN
	<u>OUT</u>	<u>RATE</u>			<u>BALANCE</u>	<u>PAYMENT</u>	<u>PAYMENT</u>	<u>BALANCE</u>
GENERAL FUND								
2020 Series A1 Bonds	2021	2037	4.00%	\$	3,790,000	\$ 65,000	\$ 82,650	\$ 3,725,000
2020 Series B Bonds	2021	2028	4.27%	\$	1,110,000	\$ 270,000	\$ 15,418	\$ 840,000
2020 Series A2 Bonds	2021	2037	3.00%	\$	980,000	\$ 65,000	\$ 20,250	\$ 915,000
					\$ -	\$ -	\$ -	\$ -
					<u>\$ 5,880,000</u>	<u>\$ 400,000</u>	<u>\$ 118,318</u>	<u>\$ 5,480,000</u>

Water & Sewer Fund

2020 Series C Bonds	0.80534	2050	4.00%	\$	28,215,000	\$ 610,000	\$ 636,166	\$ 27,605,000
Catoosa's Share	0.19466				\$ 5,487,483	\$ 118,743	\$ 123,836	\$ 5,368,740
					\$ 22,727,517	\$ 491,257	\$ 512,330	\$ 22,236,260
2020 Sries D Bonds		2027	4.19%	\$	620,000	\$ 210,000	\$ 7,936	\$ 410,000
					<u>\$ 23,347,517</u>	<u>\$ 701,257</u>	<u>\$ 520,266</u>	<u>\$ 22,646,260</u>

CATOOSA

2020 Series C Bonds		2050	4.00%	\$	5,487,483	\$ 118,743	\$ 123,836	\$ 5,368,740
5/20/2021 RUD Plateau tank	40 yrs 2021	2061	1.75	\$	857,355	\$ 16,380	\$ 14,591	\$ 857,355
4/11/2022 RUD Plateau tank		40 2061	1.5	\$	301,796	\$ 5,896	\$ 4,490	\$ 301,796
					<u>\$ 6,344,838</u>	<u>\$ 135,123</u>	<u>\$ 138,427</u>	<u>\$ 6,226,095</u>

<u>TOTALS (WATER & SEWER FUND)</u>					<u>\$ 29,692,355</u>	<u>\$ 836,380</u>	<u>\$ 658,693</u>	<u>\$ 28,872,355</u>
---	--	--	--	--	-----------------------------	--------------------------	--------------------------	-----------------------------

TOTAL ALL FUNDS					\$ 35,572,355	<u>\$1,236,380</u>	<u>\$ 777,011</u>	\$ 34,352,355
-----------------	--	--	--	--	---------------	--------------------	-------------------	---------------

Grant Agency	Project	ARRA	Amount			Money	Money	To Be
			Grant	Local	Total	Spent	Received	Received
AWARDED:								
Dept. of Justice	Bulletproof vests	No	\$ 2,200.00		\$ 2,200.00		\$ 2,075.00	
THSO Alcohol Saturation/Checkpoint Grant	Alcohol Saturation-Drug Task Force	No	\$ 20,000.00	\$ -	\$ 20,000.00		\$ 12,136.51	
HIDTA	Overtime		\$ 19,000.00	\$ -	\$ 19,000.00		\$ 1,019.26	
TDOT-Aeronautics	Airport Layout Plan		\$ 190,000.00	\$ 10,000.00	\$ 200,000.00	\$ 215,892.17	\$ 186,847.03	\$ -
TDOT-Aeronautics	Airport Lighting Rehab		\$ 153,395.00	\$ 1,835.00	\$ 155,230.00	\$ 147,072.61	\$ 146,054.92	\$ -
TDOT-TAP	Downtown Sidewalks/Lights		\$ 2,393,388.00	\$ 757,508.00	\$ 3,150,896.00	\$ 1,744,516.26	\$ 249,646.51	\$ 721,686.89
TDOT-Aeronautics	Terminal Renovations		\$ 1,062,293.00	\$ 49,723.00	\$ 1,112,016.00	\$ 1,124,024.61	\$ 638,559.85	\$ -
TDOT-Aeronautics	Airport Maintenance 23-24		\$ 20,000.00	\$ -	\$ -	\$ 28,924.55	\$ 15,005.16	\$ 4,994.84
TNECD	Spec Building FY24-25		\$ 4,523,950.35	\$ 238,102.65	\$ 4,762,053.00	\$ 132,500.00	\$ -	\$ -
ARPA	Multiple		\$ 3,549,752.35	\$ 550,247.65	\$ 4,100,000.00	\$ 5,104,044.87	\$ 3,377,214.85	
TDEC ARPA	Crab Orchard Utility District		\$ 8,170,000.00		\$ 8,170,000.00	\$ 287,000.00	\$ 267,954.57	
Applied for	Cyber Security		\$ 6,157.04					
Applied for	Downtown Strategies							
Applied for	Urban Forester		\$150,000					
Applied for	LPRF		\$ 359,000.00					
Applied for	Project Diabetes Grant		\$ 261,950.00					
TOTALS			\$ 20,881,085.74	\$ 1,607,416.30	\$ 21,691,395.00	\$ 8,783,975.07	\$ 4,896,513.66	\$ 726,681.73