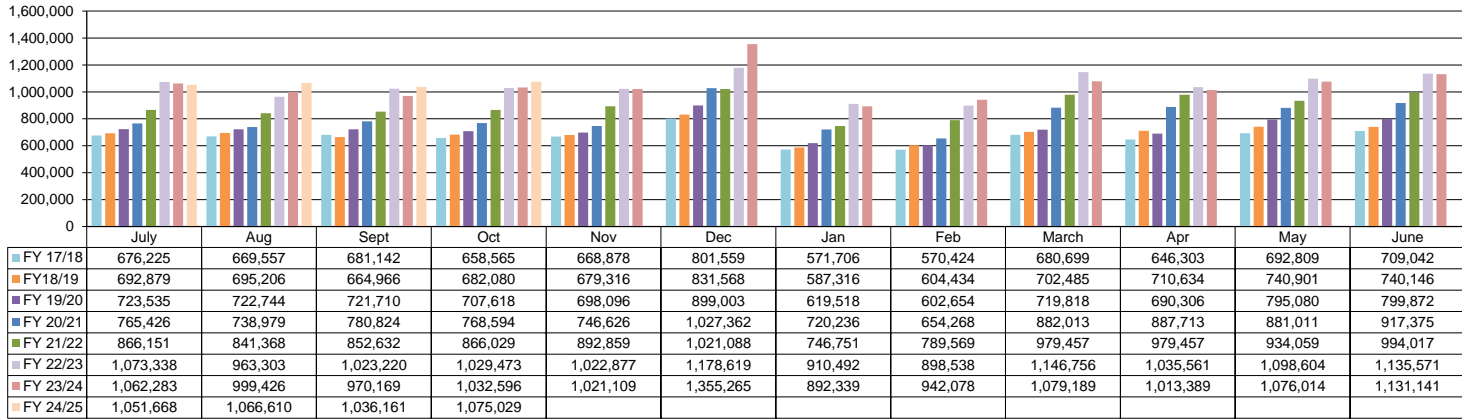
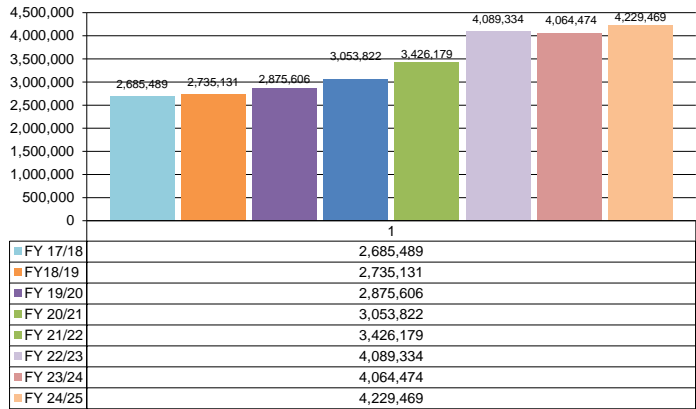


**Sales Tax**



**Sales Tax Revenue Year-to-Date**

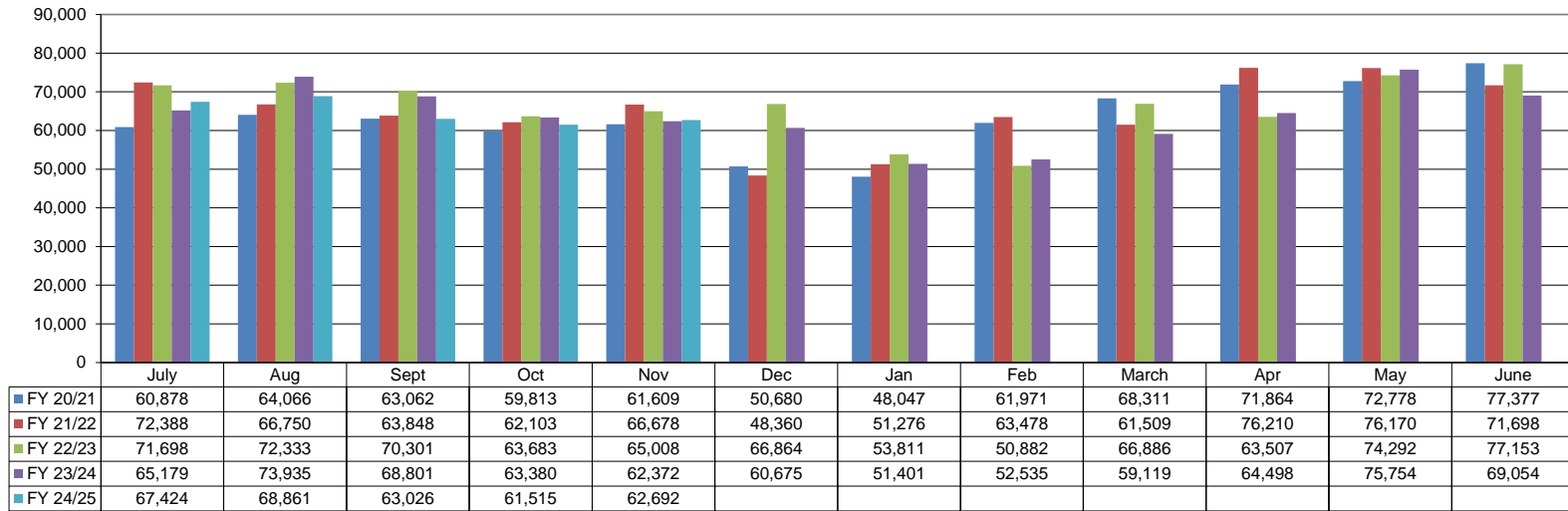


**\*COLLECTIONS IN THE CITY OF CROSSVILLE**

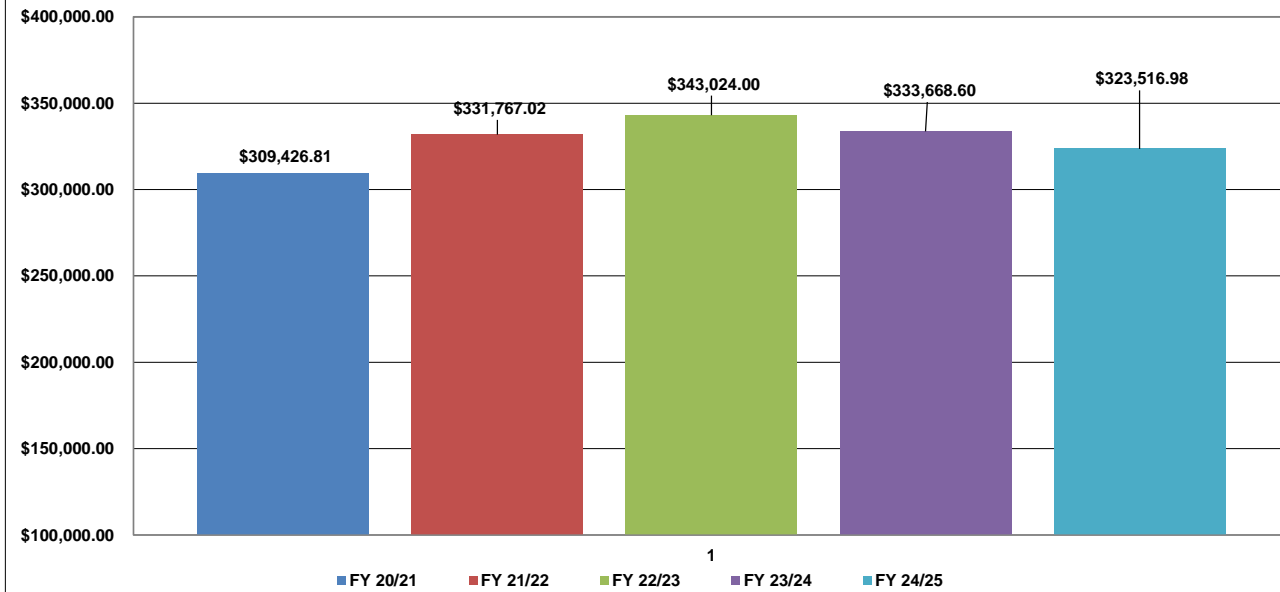
State of TN Cost of Administration	1.125%	\$ 24,549.59
Net Collections (sent to Trustee's office)		\$ 2,157,635.86
Local Option Out of State Distribution		\$ 13,997.54
Trustee of Cumberland County	1%	\$ 21,576.36
Net To Be Distributed		\$ 2,150,057.05
<b>CITY OF CROSSVILLE SPLIT</b>		
Check to City of Crossville		\$ 1,075,028.52
Check to Cumberland County Board of Education		\$ 1,075,028.52

\*Totals reported in December but actually collected in October

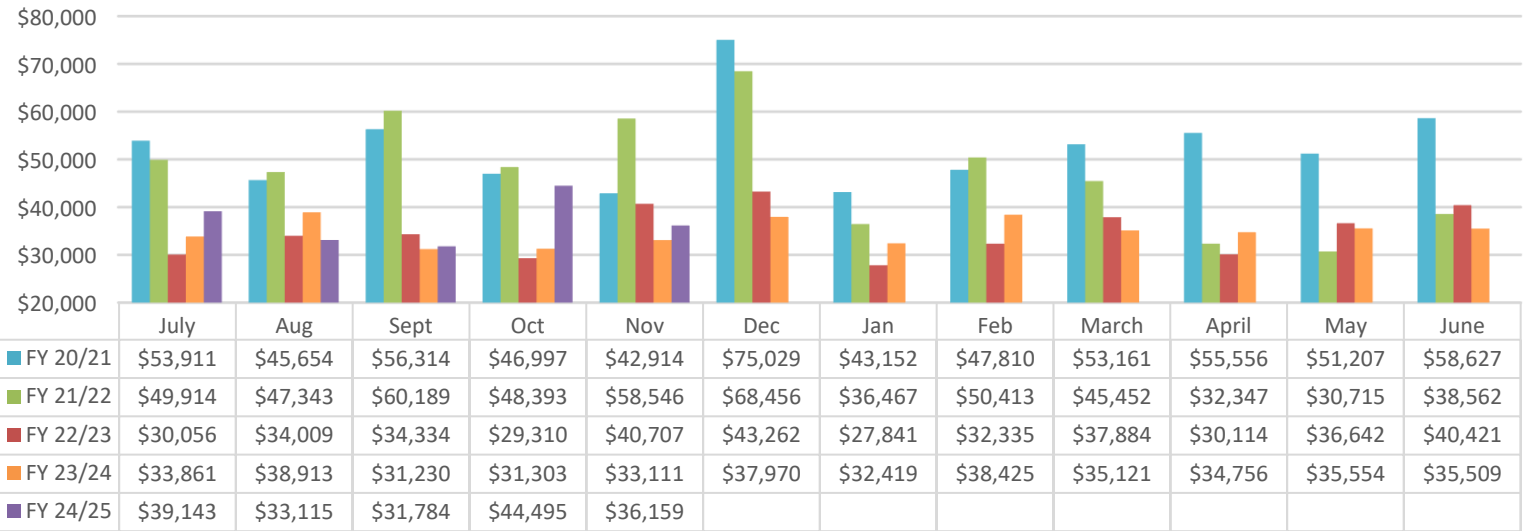
### Wholesale Beer Tax



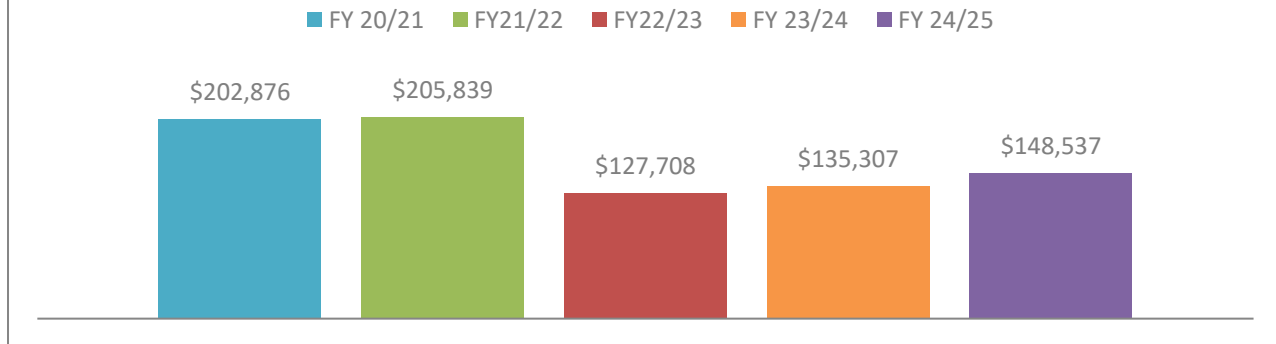
### Wholesale Beer Tax Revenue Year To Date



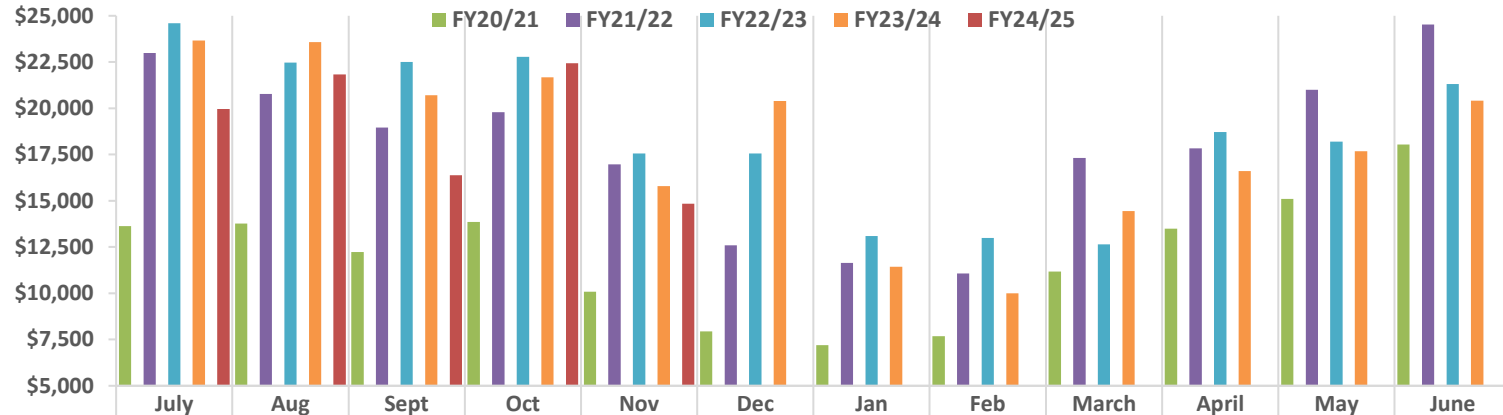
### Liquor Tax



### Liquor Tax Fiscal Year to Date

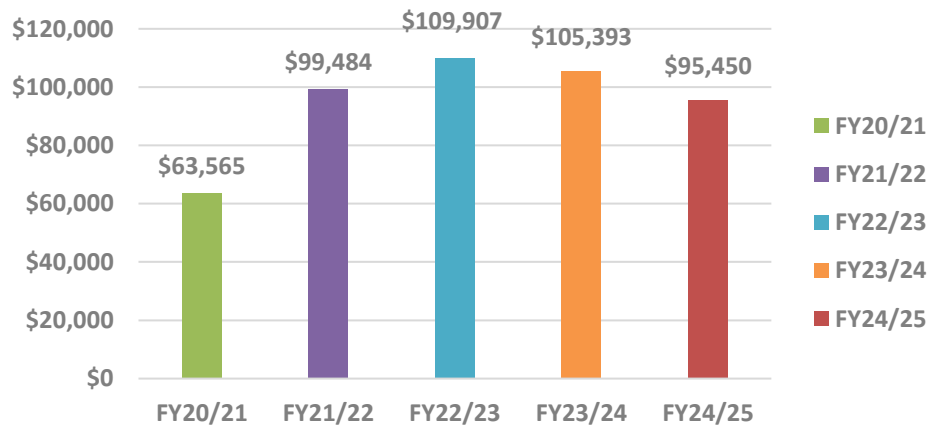


## HOTEL OCCUPANCY TAX



FY20/21	\$13,626	\$13,762	\$12,228	\$13,859	\$10,089	\$7,934	\$7,194	\$7,674	\$11,174	\$13,495	\$15,107	\$18,045
FY21/22	\$22,989	\$20,773	\$18,959	\$19,785	\$16,977	\$12,596	\$11,645	\$11,066	\$17,324	\$17,832	\$21,000	\$24,535
FY22/23	\$24,596	\$22,474	\$22,499	\$22,779	\$17,560	\$17,560	\$13,095	\$12,993	\$12,646	\$18,716	\$18,192	\$21,317
FY23/24	\$23,661	\$23,574	\$20,700	\$21,667	\$15,791	\$20,389	\$11,442	\$10,003	\$14,439	\$16,610	\$17,676	\$20,420
FY24/25	\$19,970	\$21,829	\$16,380	\$22,437	\$14,834							

## Hotel Occupancy Tax - Year to Date



Monthly Stats  
December 2024

CITATIONS		OFFENSES		ARRESTS	
Ran Stop Sign	1	Burglary	4	Burglary	2
Speeding	17	Theft from Vehicle	1	Theft from Building	2
Seatbelt Violation	5	Theft from Building	4	Shoplifting	6
Texting while Driving	1	Theft All Other	3	Assault	2
Due Care	2	Rape	1	Domestic Assault	3
Insurance Violation	14	Fraud	9	Viol. OP/Bond Conditions	1
Registration Violation	13	Death	3	Resist/Evading Arrest	2
Light Law Violation	17	Shoplifting	3	Drug Violation	14
Window Tint Violation	4	Runaway	1	Drug Equipment	11
Illegal Turn	1	Lost Property	3	DUI	10
Address Change Viol.	1	Vandalism	1	Viol. Of Implied Consent	2
		Forcible Fondling	1	DOR/DOS/No DL	14
		Drug Violation	2	Wepons Law Violation	5
		Overdose	1	Public Intoxication	11
		Counterfeit	1	Criminal Trespass	4
		Drug Equipment	1	Vandalism	1
		Intimidation	1	Criminal Impersonation	2
		False Report	1	Traffic Violations	2
		DCS/APS Referral	2	Embezzlement	1
		Stalking	1	Warrant	23
		Recovery	3	Disorderly Conduct	2
		Vehicle Theft	1	Contributing to a Minor	2
		Criminal Trespass	1	Tampering with Evidence	1
		Resist/Evading Arrest	1	Underage Consumption	2
		Property Damage	1	Viol. Of Open Container	1
		Missing Person	1	Reckless Driving	1
				Reckless Endangerment	1
<b>TOTAL</b>	<b>76</b>	<b>TOTAL</b>	<b>52</b>		
<b>SPEED WARNINGS</b>	<b>2</b>	<b>JUVENILE ARRESTS</b>		<b>TOTAL</b>	<b>128</b>
<b>WARNINGS</b>	<b>1</b>	Vaping Violation	17	<b>SOCIAL SERVICES</b>	
<b>Accidents</b>		Unruly Juvenile	4	<b>VICTIM CONTACTS</b>	<b>5</b>
Fatality	0	Violation of OP	1	<b>INFO/REFERAL/SERVICES</b>	<b>1</b>
With Injury	13	Shoplifting	1	<b>ROAD CALLS</b>	<b>1866</b>
Without Injury	41	Underage Consumption	3	<b>SCHOOL CALLS</b>	<b>509</b>
Minor	72	Assault	4	<b>ANIMAL CONTROL CALLS</b>	<b>42</b>
<b>TOTAL</b>	<b>126</b>	<b>TOTAL</b>	<b>30</b>	<b>TOTAL CALLS</b>	<b>2417</b>

\* Provided traffic and crowd control for the Christmas Parade.

SRO Monthly Report  
December 2024

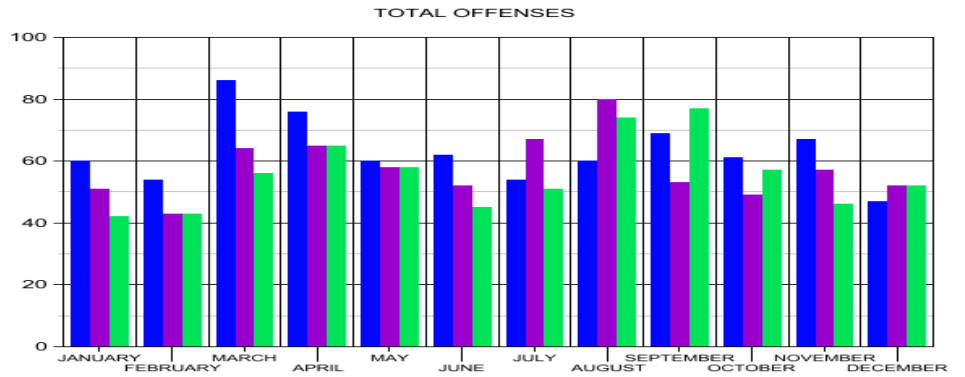
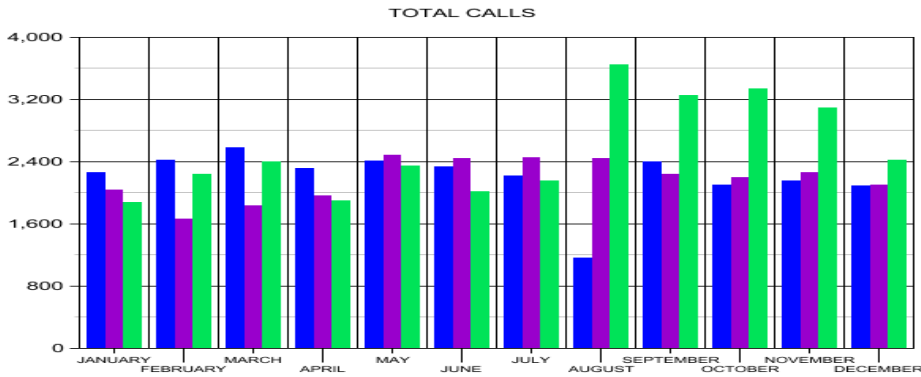
ACTIVITY		Martin	CCHS	SMHS	Phoenix	TOTAL
OFFENSE REPORTS		3	6	7	0	16
INCCIDENT REPORTS		0	1	3	0	4
ACCIDENT REPORTS		0	0	0	0	0
ARREST/CITATIONS ISSUED		3	6	6	0	15
ASSAULT		2	1	0	0	3
AGGRAVATED ASSAULT		0	0	0	0	0
DISORDERLY CONDUCT		0	2	0	0	2
VANDALISM		0	0	0	0	0
THEFT RELATED		1	1	1	0	3
WEAPON RELATED		0	0	0	0	0
TRAFFIC RELATED		0	0	0	0	0
ALCOHOL RELATED						
	POSSESSION	0	0	0	0	0
	UNDER INFLUENCE	0	0	0	0	0
TOBACCO RELATED						
	VAPE	0	3	7	1	11
	VAPE THC	0	3	0	0	3
DRUG RELATED						
	POSSESSION	0	0	2	0	2
	UNDER INFLUENCE	0	0	0	0	0
CONSULTATION SESSIONS						
WITH	STUDENTS	54	67	138	63	322
	PARENTS	7	8	32	2	49
	FACULTY	9	16	49	2	76
X-CURRICULAR ACTIVITIES		0	0	0	0	0
SCHOOL RELATED MEETINGS		0	0	0	1	1
TRAINING/RESEARCH		0	0	0	0	0
STUDENT SERVICES		0	0	0	0	0
CLASSROOM INSTRUCTION		0	0	2	0	2
UNSECURE DOORS		0	0	0	0	0
TOTALS		79	114	247	69	509



# CROSSVILLE POLICE DEPARTMENT STAT COMPARISONS

## YEAR TO YEAR— JUNE 2024

■ ■ ■  
**2022    2023    2024**

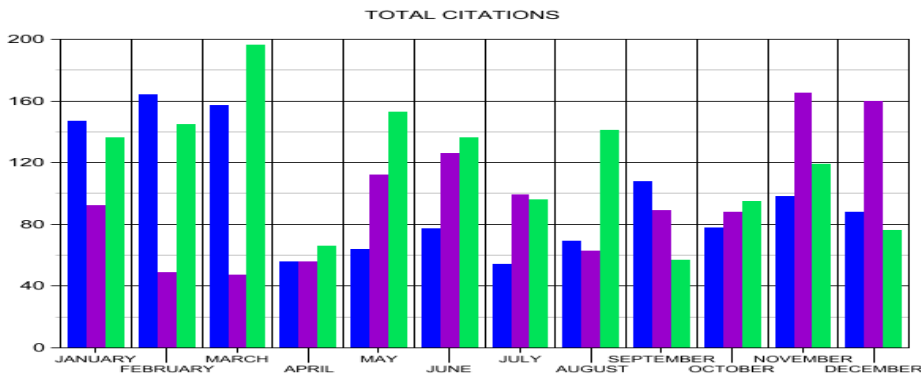


**CALLS**

**2022—26,461    2023—26,115    2024—30,665**

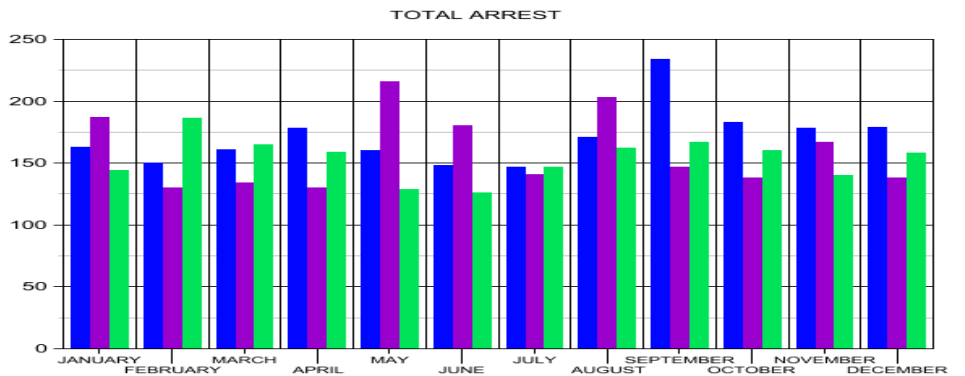
**OFFENSES**

**2022—756    2023—721    2024—666**



**CITATIONS**

**2022—1,170    2023—1,174    2024—1,422**



**ARREST**

**2022—1,973    2023—1,708    2024—1,685**



# CROSSVILLE POLICE DEPARTMENT

## STAT COMPARISONS

**DEC 24 TOTAL CALLS - 2,417**

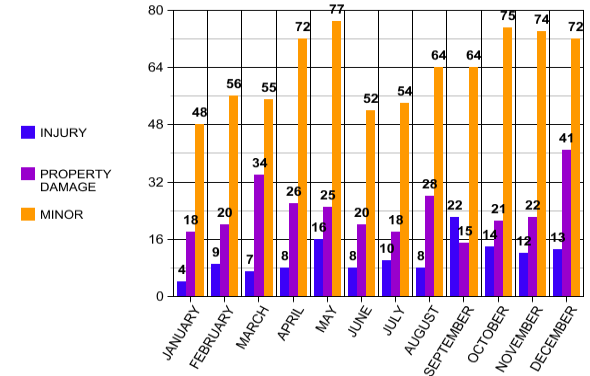
**NOV 24 TOTAL CALLS - 3,089**

**YEAR TO DATE - 27,576**

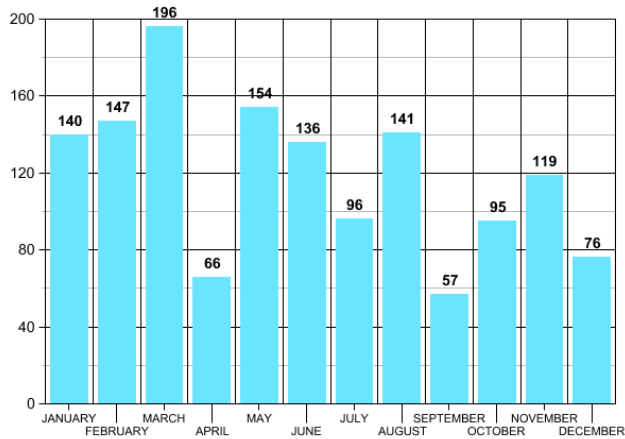
## SPECIAL EVENTS

**Christmas Parade**

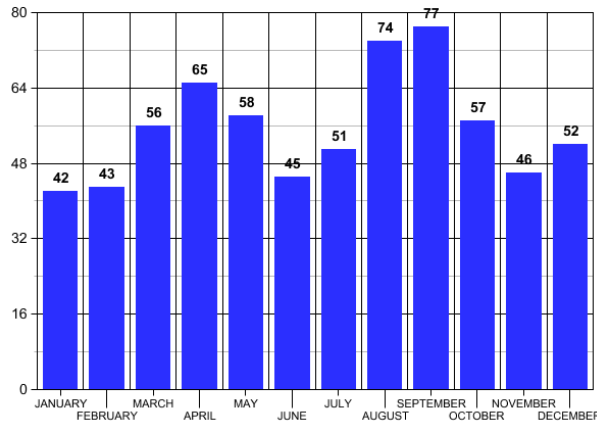
MONTHLY ACCIDENTS



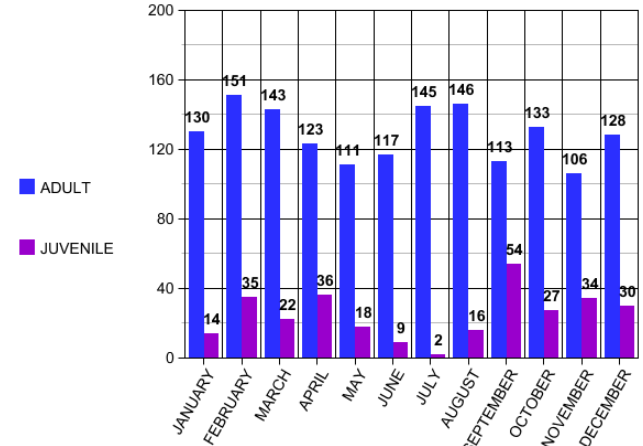
MONTHLY CITATIONS



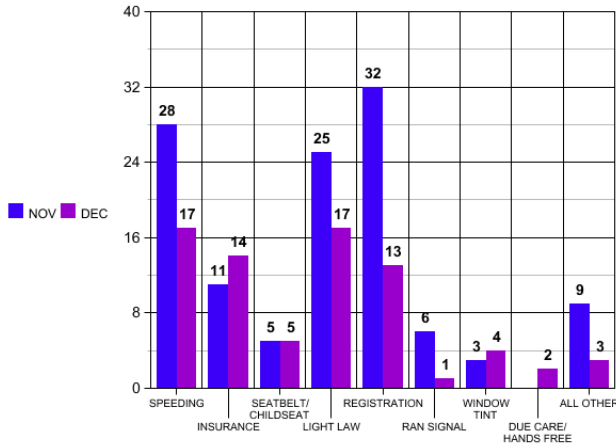
MONTHLY OFFENSES



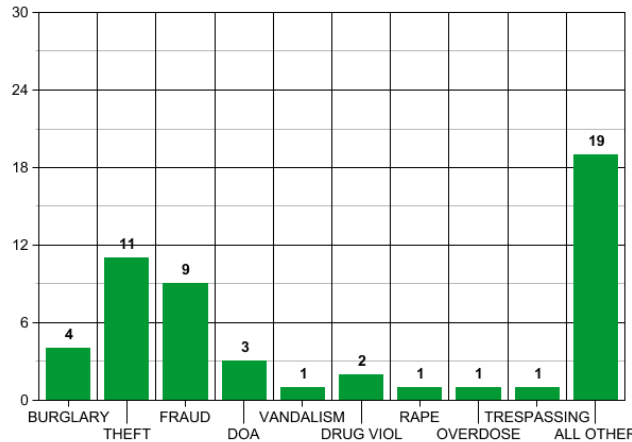
MONTHLY ARREST



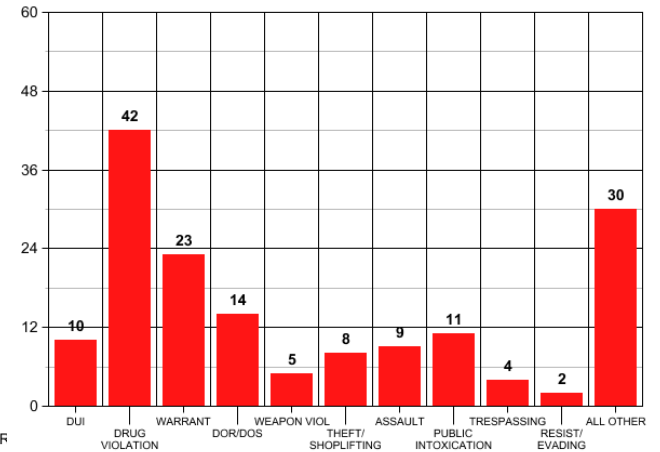
PREVIOUS MONTH CITATION COMPARISON



OFFENSE BY CATEGORY



ARREST BY CATEGORY





# Crossville Fire Dept.

Crossville, TN

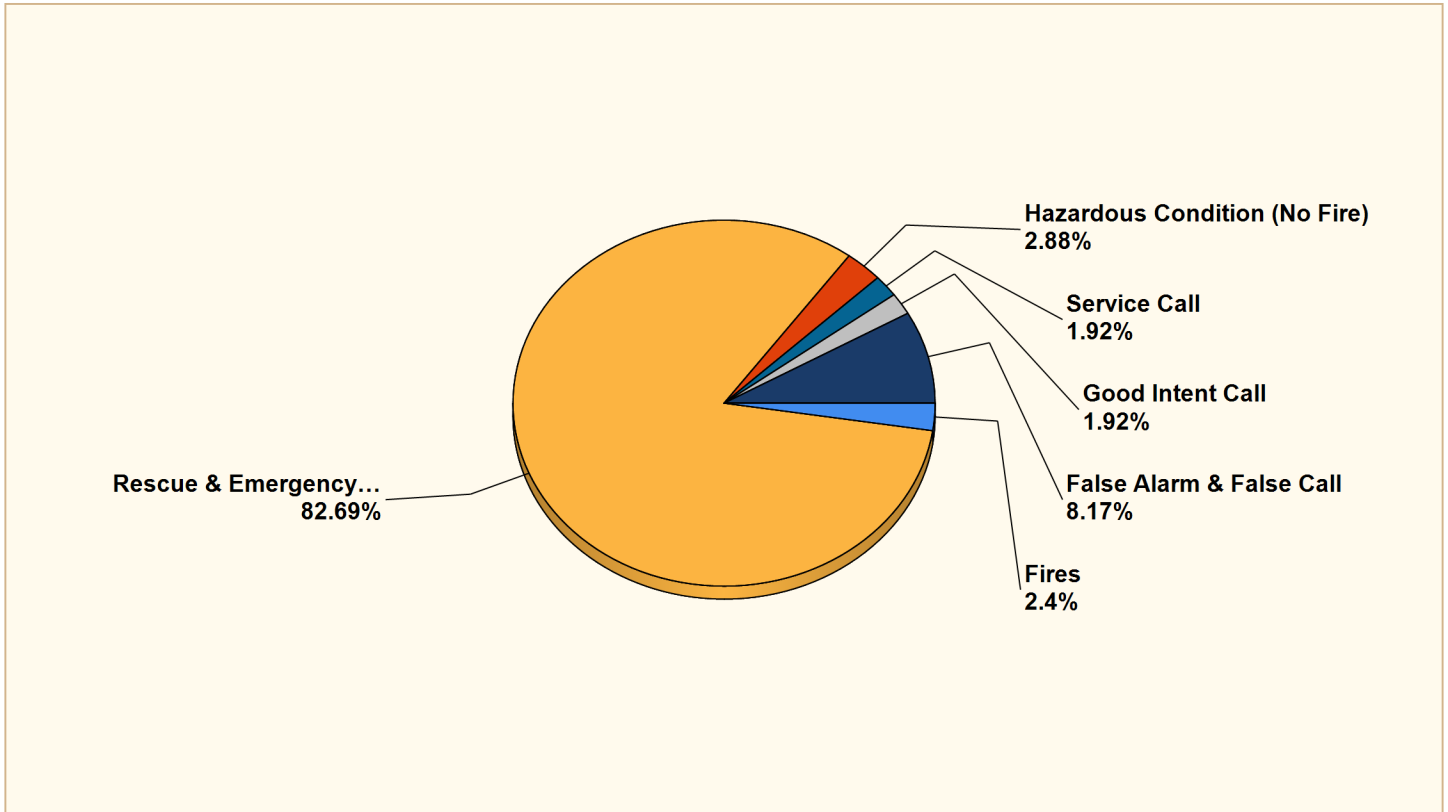
This report was generated on 1/3/2025 8:48:55 AM

CROSSVILLE



## Breakdown by Major Incident Types for Date Range

Zone(s): All Zones | Start Date: 12/01/2024 | End Date: 12/31/2024



MAJOR INCIDENT TYPE	# INCIDENTS	% of TOTAL
Fires	5	2.4%
Rescue & Emergency Medical Service	172	82.69%
Hazardous Condition (No Fire)	6	2.88%
Service Call	4	1.92%
Good Intent Call	4	1.92%
False Alarm & False Call	17	8.17%
<b>TOTAL</b>	<b>208</b>	<b>100%</b>

Only REVIEWED and/or LOCKED IMPORTED incidents are included. Summary results for a major incident type are not displayed if the count is zero.



### Detailed Breakdown by Incident Type

INCIDENT TYPE	# INCIDENTS	% of TOTAL
111 - Building fire	2	0.96%
118 - Trash or rubbish fire, contained	2	0.96%
131 - Passenger vehicle fire	1	0.48%
320 - Emergency medical service, other	1	0.48%
321 - EMS call, excluding vehicle accident with injury	148	71.15%
322 - Motor vehicle accident with injuries	18	8.65%
324 - Motor vehicle accident with no injuries.	5	2.4%
411 - Gasoline or other flammable liquid spill	1	0.48%
412 - Gas leak (natural gas or LPG)	1	0.48%
424 - Carbon monoxide incident	1	0.48%
440 - Electrical wiring/equipment problem, other	1	0.48%
441 - Heat from short circuit (wiring), defective/worn	1	0.48%
461 - Building or structure weakened or collapsed	1	0.48%
500 - Service Call, other	2	0.96%
561 - Unauthorized burning	2	0.96%
600 - Good intent call, other	1	0.48%
651 - Smoke scare, odor of smoke	2	0.96%
652 - Steam, vapor, fog or dust thought to be smoke	1	0.48%
700 - False alarm or false call, other	2	0.96%
711 - Municipal alarm system, malicious false alarm	1	0.48%
721 - Bomb scare - no bomb	1	0.48%
730 - System malfunction, other	1	0.48%
733 - Smoke detector activation due to malfunction	1	0.48%
735 - Alarm system sounded due to malfunction	1	0.48%
740 - Unintentional transmission of alarm, other	2	0.96%
741 - Sprinkler activation, no fire - unintentional	1	0.48%
745 - Alarm system activation, no fire - unintentional	7	3.37%
<b>TOTAL INCIDENTS:</b>	<b>208</b>	<b>100%</b>

Only REVIEWED and/or LOCKED IMPORTED incidents are included. Summary results for a major incident type are not displayed if the count is zero.



	<b>Consumption</b>	<b>Water loss - flushing</b>	<b>Water loss - leaks</b>	<b>Water loss-fire fighting</b>	<b>Total Internal Use</b>	<b>Unaccounted-for Water</b>	<b>Pumped Water</b>	<b>LOSS %</b>
<b>2023</b>								
January	97,204,700	1,029,288	158,994	1,350	1,189,632	23,639,568	122,033,900	19%
February	99,352,300	280,135	929,232	53,200	1,262,567	7,113,733	107,728,600	7%
March	81,619,500	593,713	2,016,336	500	2,610,549	36,473,251	120,703,300	30%
April	81,438,000	296,889	851,118	6,700	1,154,707	38,405,193	120,997,900	32%
May	94,928,100	323,566	1,962,690	10,200	2,296,456	30,542,044	127,766,600	24%
June	101,422,500	212,007	960,264	27,800	1,200,071	28,538,929	131,161,500	22%
July	99,325,500	28,940	724,620	13,150	766,710	35,603,190	135,695,400	26%
August	105,482,100	788,301	2,702,814	13,140	3,504,255	26,023,945	135,010,300	19%
September	105,282,800	4,188,377	590,844	59,195	4,838,416	11,620,584	121,741,800	10%
October	100,558,800	11,216	1,796,884	64,150	1,872,250	22,794,380	125,225,430	18%
November	105,902,000	97,408	590,078	8,855	696,341	9,398,859	115,997,200	8%
December	98,116,700	0	0	4,000	4,000	25,991,400	124,112,100	21%
<b>2024</b>								
January	88,553,100	378,481	3,495,413	0	3,873,894	39,582,706	132,009,700	30%
February	105,450,600	509,475	141,116	720	651,311	3,165,589	109,267,500	3%
March	90,362,500	293,661	382,776	25,360	701,797	19,023,803	110,088,100	17%
April	89,912,900	23,866	2,199,219	1,800	2,224,885	19,623,215	111,761,000	18%
May	95,249,300	60,692	2,820,340	6,835	2,887,867	22,702,133	120,839,300	19%
June	98,602,900	123,767	2,447,742	30,475	2,601,984	25,893,816	127,098,700	20%
July	115,335,300	238,550	3,193,598	12,180	3,444,328	15,916,372	134,696,000	12%
August	123,053,100	723,971	3,740,784	18,490	4,483,245	5,883,055	133,419,400	4%
September	113,992,200	1,244,809	2,244,280	7,735	3,496,824	3,370,977	120,860,000	3%
October	106,415,200	219,050	4,478,022	8,448	4,705,520	8,171,380	119,292,100	7%
November	100,404,600	98,871	1,509,121	3,539	1,611,531	3,160,369	105,176,500	3%
December	96,556,900	32,406	2,061,039	1,800	2,095,245	17,409,855	116,062,000	15%
<b>TOTAL:</b>								
6 mos	655,757,300	2,557,657	17,226,843	52,192	19,836,692	53,912,008	729,506,000	7%
12 mos	1,223,888,600	3,947,599	28,713,449	117,382	32,778,430	183,903,271	1,440,570,300	13%

# MONTHLY REPORT

## Street Department

### December 2024

---

#### **Street Department Work Orders:**

- Sweeper Truck
  - 1 load of debris, 7 locations
- Leaf removal
  - 146 loads of leaves, 313 locations
- Brush Removal
  - 12 Loads, 68 locations
- Clean catch basins
  - City Hall, Webb Avenue, Stanley Street, Cleveland Street, Harding Street, Braun Street, Evelyn Avenue
- Patching
  - Spruce Loop, Livingston Road, Myrtle Avenue, Harper Lane, Grandview Drive, Old Lantana Road, Dorton Way, Dorton Road, Dunbar Lane
- Culvert installs (New)
  - Elmo Drive and Our Way Loop

#### **Sign and Electrical Maintenance Work Orders:**

- Traffic Signal Repair/Maintenance
  - #9 127 @ Elmore Road – On flash
  - #35 West @ Old Lantana Road - Wavetronix
- Electrical Maintenance on Street Lights
  - Wire in new street light poles on Main Street
  - Stone Memorial High School – Beacon light on flash
- Sign repair/Maintenance and Fabricating letters
  - New stop signs at Rector Avenue @ W. First Street, Stanley Street @ Main Street, Thurman Avenue @ Stanley Street, Stanley Street @ East Street, Webb Avenue @ E. First Street, 70E @ Rockwood Avenue, Thurman Avenue @ Neecham Street. New 30 MPH speed limit sign at Storie Avenue and new 20 MPH speed limit sign at E. Adams Street.
  - Iris Lane – Stop signs, speed limit sign
  - Police Department – No parking signs
  - Wheeler Court – Stop sign
- Traffic Counters
  - Sparta Drive

## **Miscellaneous:**

- Beeper Call-outs:
  - Tree down on Ivanhoe Lane
  - 127 @ Elmore Road – traffic light on flash
- United Methodist Church – hazard clean-up
- Raise manholes on Wayne Avenue
- Prepare salt boxes and plows for inclement weather

# DECEMBER 2024 MONTHLY REPORT

---

## MAINTENANCE DEPARTMENT

**GENERAL MAINTENANCE WORK ORDERS COMPLETED:** 56

**SPECIAL PROJECTS/WORK ORDERS:**

- Fence at the landfill
- Put up Christmas decorations at City Hall
- Finish planting trees on Tennessee Avenue
- Assisted with wiring and installation of light poles on Main Street
- Clean up trash on Castleman Lane for Codes
- Located and repaired leak at Airport terminal
- Prepare salt trucks

**SERVICE TRUCK CALLS:** 28

**VEHICLE/EQUIPMENT SERVICES AND REPAIRS:**

- CODES
  - NONE
- AIRPORT
  - NONE
- CATOOSA
  - NONE
- FIRE
  - Engine 18 – Replace lock, top off fluid.
  - Unit 24 – Service.
- MAINTENANCE
  - Unit 211 – Installed and wired salt box.
- WATER TRANSMISSION/SEWER
  - Unit 457 – Service.
  - Unit 405 – Service.
- STREET
  - Small leaf vac – Replace bearings, spindle, and adjust belt.
  - Unit 641 – Service. Replaced plow cylinders and hoses. Replaced oil dipstick, replace plow cylinders and hoses. Add oil. Replace light and pigtail on bed cover (red). Replace mid-turn flasher/marker.
  - Unit 614 – Service; replace pivot eyes, pivot bearings and pivot pins.
  - Unit 629 – Replace shaft and bearings.

- Unit 649 – Drain and refill hydraulic tank for water contamination. Reseal, fill neck & plug in top of tank.
- Unit 640 – Service.
- Unit 642 – Batteries.
- POLICE
  - Unit 77 – Replaced plugs and coil packs.
  - Unit 29 – Service. Battery.
  - Unit 68 – Service, wiper blades, right headlight bulb and pigtail.
  - Unit 18 – Wiper motor, left headlight assembly.
  - Unit 4 – Service, air filter, cabin air filter.
  - Unit 19 – Service, right headlight assembly.
  - Unit 71 – Service, wipers, front pads, and rotors.
  - Unit 24 – Service.
  - Unit 43 – Service, wiper blades and air filter.
  - Unit 36 – Service.
  - Unit 67 – Service.
  - Unit 45 – Check under car for damage, patch seat trim until receives new one.
  - Unit 2 – Service.
- PARKS & RECREATION
  - Riding mower – Replace broken axle, bearings & seals. Replaced hub and fill with oil. Sharpen blades.
  - Unit 711 – Service, air filter, cabin air filter, wiper blades.
- WATER TREATMENT
  - NONE
- IT DEPARTMENT
  - NONE
- EMERGENCY MANAGEMENT
  - Unit 144 – Service.
- ENGINEERING
  - NONE
- CEMETERY
  - NONE
- STORM WATER
  - NONE
- VEOLIA
  - NONE
- CENTRAL STAFF
  - NONE

# DECEMBER 2024 Maintenance Report

## Meadowpark Park Lake

### General Maintenance:

- ❖ Changed monthly water filters for machines
- ❖ Serviced Dehumidifiers
- ❖ Serviced even number motors and pumps
- ❖ Changed caustic tubes in pumps
- ❖ Changed poly tubes in pumps
- ❖ Cleaned out all venturi ports
- ❖ Changed all Lights to no ballast led
- ❖ Cleaned ports for ROF and LOH meters
- ❖ Changed out some outlets and installed switched outlets
- ❖ Changed miox cell
- ❖ Repaired filter room heater
- ❖ Replaced light on homestead tank and new control boards
- ❖ Changed out miox tube pump

### Continuing Projects:

- ❖ Jesco pump for post miox
- ❖ New bicarb stands for raw pumphouse
- ❖ Fence addition and new gate placement

## Holiday Hills

### General Maintenance:

- ❖ Changed monthly water filters for machines
- ❖ Serviced Dehumidifiers
- ❖ Serviced even number motors and pumps
- ❖ Changed caustic tubes in pumps
- ❖ Changed poly tubes in pumps
- ❖ Serviced Air pumps
- ❖ Installed new pressure regulator and gauge for the water softener
- ❖ Replaced head on water softener
- ❖ Had dehumidifiers worked on

### Unexpected Repairs:

- ❖ Water softner

### Continuing Projects:

- ❖ Pump changeouts and plumbing for pre and post miox
- ❖ New plumbing and chemical drops in the finished water line in basement
- ❖ Fence moved and new pump storage building
- ❖ Fence repair



# Utility Maintenance

Dec-24  
Monthly Report

**Locations:** 276

**Backflows Tested:** 15

**Grinder Pumps Sold:** 0

**Preliminary Inspections:** 0

**Final Inspections:** 1

**Replacement Pumps** 2

**Grinder Pumps Repairs** 12

<b><u>Meter:</u></b>	Turn-Ons	16
	Turn-Offs	19
	Occupant Changes	65
	Reinstates	31
	Checks, Replacement, Repair	16
	Water Taps	2
	Main Line Leaks	5
	Service Repairs	5

**Total Water Loss:** 805,362 gallons

**Sewer Taps** 5

**Sewer Line Repairs** 6

**Graves** 6

<b><u>Pipe Installed</u></b>	80' of 3/4" copper
	1' of 1" copper
	0' of 2" copper
	9' of 6" PVC
	0' 12" PVC
	4' 2" PVC
	58' of 4" pvc
	0' of 3/4 PVC
	0' of 1" PVC
	0 of 4" HDPE
	0' of 2" HDPE

0' of 10" pvc  
0' of 8" pvc

### Monthly Summary

Replaced approximate eiy 2 3/4  
water meters due to meter or AMR malfunctioning  
Read meters, Did service orders and customer complaints  
tested 15 backflows devices  
done dead end line flushing  
fixed water leaks  
made water and sewer taps

#### Water leaks repaired:

121 Malver drive  
281 West First street  
1705 Sparta hwy  
468 Sparta hwy  
212 Windermere drive  
273 Washington street  
27 Shorline drive  
Webb ave.  
137 Dunbar drive  
182 Clinton Wright lane

#### Water Taps:

1863 Sawmill road  
102 Elmo drive

#### Sewer Taps

95 East First street  
2849 Dunbar road (Tansi Emerg.)  
1132 Crabtree road  
941 East Deer Creek drive  
102 Elmo drive

#### Sewer Line Repairs:

327 4th street  
207 Maple street  
686 Sparta hwy  
110 Canary court  
78 Canary court  
151 Dunbar lane

**Grinder pump finals**

148 Skyview Meadow drive

**Grave Services**

Irene Friend

Thomas Price

Sadie Gibbons

Nancy Peterson

Marjorie Sue Saterlee

Finn Phillips

**Next Months Forcast**

Replace AMR meters & ERTs as needed

Do water & sewer taps & graves

Repair Grinder pumps & cleanings & maint. checks

Test Backflows

Hydrant testing and/or maintenance

Start sewer line Extension on Canary Drive

Work on finishing dead end line flushing list

Start water and sewer line extensions on North Side drive

CATOOSA DEPARTMENT  
WATER LOST  
DECEMBER 2024

<b>MASTER PUMPS</b>	<b>WATER PURCHASED</b>		
70-NORTH	11,818,010		
127 HWY	13,873,673		
GENESIS	5,323,700		
62 HWY	0		
<b>TOTAL</b>	<b>31,015,383</b>		
	<b>WATER SOLD</b>		
<b>MASTER PUMP TOTALS</b>	31,015,383		
LESS CUSTOMERS	17,881,800		
LESS 200 ACCOUNTS	3,794,400		
	9,339,183	<b>% of Loss</b>	<b>30%</b>
<b>FIRE DEPARTMENT</b>			
TANK CLEANING & FILLING	-		
METERED FILLING			
METERED FLUSHING	60		
UNMETERED FLUSHING			
UNMETERED LEAK	1,288,023		
BILL ADJUSTMENTS			
METERED LEAKS			
BULK SALES			
<b>TOTAL</b>	<b>8,051,100</b>	<b>Total % Loss</b>	<b>26%</b>

# Crossville Leisure Services

# Receivable Totals by Category

12/1/2024 To 12/31/2024

## Programs

CYBS Youth Baseball	\$931.56	12
CYBS Youth Softball	\$853.93	11
CYBS Youth T-ball/Coach Pitch	\$853.93	11
	<b>\$2,639.42</b>	<b>34</b>

## POS

Recreation	\$3.00	1
Palace	\$9,929.00	1,573
	<b>\$9,932.00</b>	<b>1,574</b>

## Facilities

Crossville Depot Meeting Room	\$2,352.81	20
Palace Theatre Green Room	\$25.00	1
Pickleball Court 1	\$20.70	5
Pickleball Court 2	\$20.70	5
Pickleball Court 3	\$20.70	5
Pickleball court 4	\$20.70	5
Pickleball Court 5	\$12.42	6
Pickleball Court 6	\$4.14	2
	<b>\$2,477.17</b>	<b>49</b>

## Palace Events December 2024

<b>PALACE-PRODUCED EVENTS</b>	<b>Event Date</b>	<b>Artist Fee</b>	<b># Tickets</b>	<b>Ticket Revenue</b>	<b>ACTUAL Ticket</b>	<b>Concessions Revenue</b>	<b>Sound Tech</b>	<b>NET P/L</b>
Movie: Nightmare Before Christmas	December 3	\$ (225.00)	47	\$235.00	\$ 235.00	\$ 156.00		\$ 166.00
Movie: The Polar Express	December 4	\$ (225.00)	111	\$555.00	\$ 555.00	\$ 397.00		\$ 727.00
Movie: Scrooged	December 10	\$ (225.00)	23	\$115.00	\$ 115.00	\$ 97.00		\$ (13.00)
Movie: Holiday Inn	December 11	\$ (225.00)	23	\$ 115.00	\$ 115.00	\$ 76.00		\$ (34.00)
Movie: The Grinch	December 13	\$ (225.00)	44	\$ 220.00	\$ 220.00	\$ 229.00		\$ 224.00
Movie: White Christmas	December 18	\$ (225.00)	47	\$ 235.00	\$ 235.00	\$ 155.00		\$ 165.00
Movie: Muppet Christmas Carol	December 18	\$ (225.00)	39	\$ 195.00	\$ 195.00	\$ 123.00		\$ 93.00
<b>TOTALS:</b>		<b>\$ (1,575.00)</b>	<b>334</b>	<b>\$1,670.00</b>	<b>\$ 1,670.00</b>	<b>\$ 1,233.00</b>	<b>\$ -</b>	<b>\$ 1,328.00</b>
<i>* = Ticket splits</i>								
<b>RENTALS</b>	<b>EVENT DATE</b>	<b>RENT</b>	<b># Tickets</b>	<b>Ticket Revenue</b>	<b>OUR FEES</b>	<b>Concessions Revenue</b>	<b>Sound Tech</b>	<b>NET P/L</b>
Bullock Scholarship Fund Elf Fundraiser	December 6	\$ 225.00	221	-	\$ (225.00)	\$ 855.00		\$ 855.00
Military Museum Concert Fundraiser	December 7	\$ 350.00	300			\$ 258.00	\$ (125.00)	\$ 483.00
COCCO	December 11-13	\$ 125.00	-	-		\$ 163.00		\$ 288.00
Rotary Christmas Vacation Fundraiser	December 17	\$ 225.00	132		\$ (225.00)	\$ 430.00		\$ 430.00
Lucas Variety Show Fundraiser	December 19	\$ 350.00	300			\$ 514.00	\$ (125.00)	\$ 739.00
Lot of Love Wonderful Life Fundraiser	December 20	\$ 225.00	95		\$ (225.00)	\$ 280.00		\$ 280.00
<b>TOTALS:</b>		<b>\$ 1,500.00</b>	<b>1048</b>	<b>\$ -</b>	<b>\$ (675.00)</b>	<b>\$ 2,500.00</b>	<b>\$ (250.00)</b>	<b>\$ 3,075.00</b>
<b>OTHER</b>	<b>EVENT DATE</b>	<b>RENT/License</b>	<b># Tickets</b>	<b>Ticket Revenue</b>	<b>NET TICKET REVENUE</b>	<b>Concessions Revenue</b>	<b>Sound Tech</b>	<b>NET P/L</b>
Cookies with Santa	December 5	\$ (225.00)				\$ 12.00		\$ (213.00)
Avery Trace Middle School	December 6	\$ (225.00)	178	-		\$ 890.00		\$ 665.00
Pleasant Hill School	December 12	\$ (225.00)	119			\$ 595.00		\$ 370.00
North Cumberland School	December 16	\$ (225.00)	97			\$ 485.00		\$ 260.00
Bledsoe County Middle School	December 19	\$ (225.00)	56			\$ 280.00		\$ 55.00
<b>TOTALS:</b>		<b>\$ (1,125.00)</b>	<b>450</b>			<b>\$ 2,262.00</b>		<b>\$ 1,137.00</b>
<b>TOTALS December: 20 events</b>		<b>\$ (1,200.00)</b>	<b>1,832</b>	<b>\$1,670.00</b>	<b>\$ 995.00</b>	<b>\$ 5,995.00</b>	<b>\$ (250.00)</b>	<b>\$ 5,540.00</b>

# Permits Break Down Report

	City & County Mechanical	City & County Plumbing	City Commercial	City Residential	County Commercial	County Residential	Land Disturbance Permits	Sign	Total Permits	County Fees Paid	City Fees Paid	Total Fees Paid
July 2024	35	9	3	11	0	0	3	4	65	\$1,230.00	\$9,315.00	\$10,545.00
August 2024	32	7	4	11	0	0	0	4	58	\$855.00	\$8,127.00	\$8,982.00
September 2024	21	11	8	11	0	0	1	8	60	\$855.00	\$14,909.00	\$15,764.00
October 2024	23	8	5	8	1	1	1	5	52	\$9,529.00	\$6,940.00	\$16,469.00
November 2024	22	8	7	5	0	0	0	1	43	\$645.00	\$7,463.00	\$8,108.00
December 2024	11	4	5	5	0	0	1	0	26	\$660.00	\$5,740.00	\$6,400.00
January 2025	0	1	1	1	0	0	0	0	3	\$0.00	\$1,223.00	\$1,223.00
<b>Total</b>	<b>144</b>	<b>48</b>	<b>33</b>	<b>52</b>	<b>1</b>	<b>1</b>	<b>6</b>	<b>22</b>	<b>307</b>	<b>\$13,774.00</b>	<b>\$53,717.00</b>	<b>\$67,491.00</b>

## Engineering Projects Report January 8, 2025

Project	Current Status	Dates
<b>TDOT 127 North Utility Relocation Section 1</b>	The utilities for this project are almost complete and the Contractor lacks about 400 feet of 6 inch water line and they have started installation.	Target Completion Date June 30, 2025
<b>TDOT 127 North Utility Relocation Section 4 (Fentress Cumberland County Line)</b>	The portion of this project that is the City's water utility relocation is complete and a final punch list will be created after the road work is completed.	Target Completion Date August 31, 2026
<b>TDOT 127 North Utility Relocation Section 2</b>	This project is tentatively scheduled to be bid June 2026. The Engineer is reviewing the easements that will be required for the water relocations.	
<b>TDOT 127 North Utility Relocation Section 3</b>	This project is tentatively scheduled to be bid June 2026. The Engineer is reviewing the easements that will be required for the water relocations.	
<b>Northwest Connector Phase 3</b>	The utilities for this project are complete with the exception of final clean up and relocating the water line at Mizkan's driveway.	Total Completion Date July 21, 2023 Finish from Genesis To Stout May 31, 2022
<b>Northwest Connector Phase 2</b>	All acquisition has been completed by the City. TDOT has certified the ROW and we are now waiting for TDOT to program the construction in the TDOT budget. This project is not in TDOT's three year plan.	
<b>Interstate Drive Extension West of Genesis Road</b>	The ROW plans have been reviewed by TDOT and the Engineer has updated the plans and the acquisition has started.	
<b>Downtown Sidewalks</b>	The Contractor only lacks a handrail and the material in the planters in phase 1.1 and 1.2. The sidewalk has been placed in phase 1.3 and asphalt and cleanup remains. The contractor is working on the demolition of Phase 1.4. The City Street Department has installed the street lights from Lantana to Fourth Street on the east side of Main Street.	Completion Date May 1st 2025
<b>Old Lantana Road, County Seat and Southbend Waterline Replacement</b>	The City has reviewed the plans and the Engineer is revising the plans. A construction start date will be established once the easements are acquired.	
<b>Quail Hollow Court</b>	The Exhibit "A" document required for the sale of the property will be updated when the Airport Layout Plan is updated.	
<b>Main Street and Lantana Traffic Signal Replacement</b>	The Contractor has completed all of their contract. The Engineering Department is working on closing the project out with TDOT.	Completion date August 22, 2024
<b>Fourth Street and West Avenue Traffic Signal Replacement</b>	The ROW plans have been approved by TDOT. A utility coordination meeting is forthcoming. This project has low priorities because the City will not have STP funds to fund construction for three to five years.	
<b>Meadow Park Water Filtration Plant Sewer Project</b>	The Engineer has created the exhibits for the easements. The City is in the process of acquiring the easements.	Schedule will be forthcoming
<b>Raw Water Study (Meadow Park Lake Expansion)</b>	It has been determined that the savings identified by the additional SQT work did not make the TDEC mitigation significantly more financially feasible. The Engineers are now reviewing the process of "ecosystem services" as a process of reducing the amount of mitigation.	
<b>Underwood Street Sidewalk</b>	Acquisition documents will be turned over to the City Attorney so that City Staff can negotiate the acquisitions.	
<b>Airport ALP</b>	The final Airport Layout Plan has approved by the FAA. The City has not received the final approved documents.	
<b>TDOT SR 1 Highway 70 Bridge Replacement (Sparta Highway) Utility Relocation</b>	The contractor started September 11th 2023 and will now have the road closed through the end of January 2025. The Contractor has completed about 53% of the water and 3% of the sewer relocation and has not installed any components since last month.	Bid Letting December 9, 2022
<b>TDOT SR 24 Highway 70 North Bridge Replacement Utility Relocation</b>	The City has received revised plans from TDOT and the original water and sewer design will be evaluated in the coming months. This project will be bid May 2025 and will include a road closure.	Bid Letting August 19, 2022 DELAYED
<b>Little Obed Pedestrian Bridge and Greenway</b>	The City has received a preliminary layout which will require 3 easements. The route has been surveyed and the archeological study has been completed. The City has received the clearance of the CDBG environmental review record.	
<b>Airport Box Hangars</b>	The Whisper Aero hangar is complete and will be removed from this project. The City is awaiting the contracts on the four 60 x 60 hangars before starting the drainage improvements.	
<b>Truck Route</b>	A survey has been posted on Facebook and on the City's website. This is a requirement of the truck restriction.	
<b>Airport Terminal Building</b>	The Contractor has completed the punch list items and the City is waiting on closeout documents and the final pay request.	
<b>ARPA Sewer I&amp;I Project.</b>	This project is nearly complete with one line replacement and one manhole replacement.	Completion Date January 12th 2025
<b>Creston Road ARPA Waterline Project</b>	The preconstruction meeting has been held and the contract is in the process of being signed by all parties. The start date will be February 10, 2025.	
<b>East Ridge Sewer Extension</b>	The developer has paid the fees and the plans have been approved by TDEC.	
<b>Peavine Sewer Expansion</b>	The plans are finished and the City is acquiring easements for this project.	
<b>Genesis Road and 127 Sewer Expansion</b>	Plans have been approved by TDEC and a TDOT permit has been issued. The City is currently acquiring easements.	
<b>Little Obed Pump Station and Jail Bar Screen Installation</b>	The contractor is in the process of installing the grinder pump at the Tansi emergency station.	
<b>New Fire Station 2</b>	The excavation is underway and the Contractor has blasted several times.	
<b>TDOT I-40 Bridge Widening over 70 North</b>	The TDOT plans have changed and the City will currently only be required to install 2 water valves.	
<b>Deer Creek Sewer</b>	Deer Creek's TDEC permit has been approved and the fees have been paid.	
<b>Indian Woods Village Sewer</b>	The fees have been paid and we are waiting on plan submission.	
<b>Water Filtration Plant Upgrade</b>	The switch gear for the main Meadow Park building has been replaced. The switch gear for the pump building is scheduled to be delivered in February. All other work has been completed.	
<b>YMCA Indoor Recreation Project</b>	The contractor is receiving bids on all trades.	
<b>Private Developments</b>		
<b>The Gardens Phase 8 Plat 3</b>	The City is holding a financial guarantee for a temporary Cul-de-sac or the next phase to start.	
<b>The Gardens Phase 8 Plat 4A</b>	The City is holding a financial guarantee for a temporary Cul-de-sac or the next phase to start.	
<b>Sky View Meadow Subdivision Phase 2 &amp; 3</b>	All roads, water and sewer are complete. The stormwater retention structures have not been completed and the City is holding a financial guarantee for this work.	
<b>Genesis Plaza</b>	This phase is complete and will be removed from this report.	
<b>The Grove</b>	The City is holding a financial guarantee for a temporary Cul-de-sac or the next phase to start.	
<b>Homestead Junction</b>	The City is holding a financial guarantee for road construction that has not started.	



## **Airport Committee Meeting Report from FBO: January 6, 2025**

November 2024 Fuel Flow: 6,645 gallons

Jet A- 4,628 gallons

Avgas- 2,017 gallons

**December 2024 Fuel Flow: 5,215 gallons**

**Jet A- 3,835 gallons**

**Avgas- 1,380 gallons**

Last December 2023 Fuel Flow: 6,179 gallons

Jet A – 3,927 gallons

Avgas – 2,252 gallons

Fuel sales were down in December over November and down from last December 2023. We don't have anything specific to attribute to the change in Jet A fuel sales month over month other than multiple IFR days that can happen this time of year. Avgas was off significantly due to a slowdown in flight training as the high school contract comes to a close. We still anticipate an increase in Jet A fuel sales over the next year with an addition of two turbine aircraft based at CSV and Mastercorp adding a Jet back to their fleet.

The maintenance shop remains busy and fully booked. We have delivered multiple JMB VL3 aircraft over the past 30 days that were assembled and certified at CSV. Additionally, we have a Tecnam P212 commuter aircraft in maintenance performing an annual inspection prior to delivery to a private owner that will base the aircraft in Florida.

The instrument approach to Runway 26 is fully operational for night approaches with the release of the update of Navigation Data from the FAA on December 26. This was a result of the repairs being completed for the runway approach lights. Additionally, we now have the approval of an instrument approach procedure for Runway 8 that will allow aircraft to descend to 250 above touchdown. This has been in the works for several years and will be welcomed by transient and based pilots. This will have a big impact on aircraft being able to operate out of CSV on low ceiling days where the winds favor runway 8. The VOR-A approach off the Hinch Mountain VOR is no longer commissioned.

6 Months interest in  
November and May  
Principal payment in May

					6/30/2024	Due May		6/30/2025
	PAY	INT		LOAN	PRINCIPLE	INTEREST	LOAN	
	<u>OUT</u>	<u>RATE</u>		<u>BALANCE</u>	<u>PAYMENT</u>	<u>PAYMENT</u>	<u>BALANCE</u>	
<b>GENERAL FUND</b>								
2020 Series A1 Bonds	2021	2037	4.00%	\$ 3,790,000	\$ 65,000	\$ 82,650	\$ 3,725,000	
2020 Series B Bonds	2021	2028	4.27%	\$ 1,110,000	\$ 270,000	\$ 15,418	\$ 840,000	
2020 Series A2 Bonds	2021	2037	3.00%	\$ 980,000	\$ 65,000	\$ 20,250	\$ 915,000	
				\$ -	\$ -	\$ -	\$ -	
				<u>\$ 5,880,000</u>	<u>\$ 400,000</u>	<u>\$ 118,318</u>	<u>\$ 5,480,000</u>	

Water & Sewer Fund

2020 Series C Bonds	0.80534	2050	4.00%	\$ 28,215,000	\$ 610,000	\$ 636,166	\$ 27,605,000	
Catoosa's Share	0.19466			\$ 5,487,483	\$ 118,743	\$ 123,836	\$ 5,368,740	
				<u>\$ 22,727,517</u>	<u>\$ 491,257</u>	<u>\$ 512,330</u>	<u>\$ 22,236,260</u>	
2020 Sries D Bonds		2027	4.19%	\$ 620,000	\$ 210,000	\$ 7,936	\$ 410,000	
				<u>\$ 23,347,517</u>	<u>\$ 701,257</u>	<u>\$ 520,266</u>	<u>\$ 22,646,260</u>	

CATOOSA

2020 Series C Bonds		2050	4.00%	\$ 5,487,483	\$ 118,743	\$ 123,836	\$ 5,368,740	
5/20/2021 RUD Plateau tank	40 yrs	2061	1.75	\$ 857,355	\$ 16,380	\$ 14,591	\$ 857,355	
4/11/2022 RUD Plateau tank		40	2061	1.5	\$ 301,796	\$ 5,896	\$ 4,490	\$ 301,796
				<u>\$ 6,344,838</u>	<u>\$ 135,123</u>	<u>\$ 138,427</u>	<u>\$ 6,226,095</u>	

**TOTALS (WATER & SEWER FUND)**

**\$ 29,692,355 \$ 836,380 \$ 658,693 \$ 28,872,355**

TOTAL ALL FUNDS

\$ 35,572,355 \$ 1,236,380 \$ 777,011 \$ 34,352,355

Grant Agency	Project	ARRA	Amount			Money Spent	Money Received	To Be Received
			Grant	Local	Total			
<b>AWARDED:</b>								
Dept. of Justice	Bulletproof vests	No	\$ 2,200.00	\$ 2,200.00	\$ 4,400.00			
THSO Alcohol Saturation/Checkpoint Grant	Alcohol Saturation-	No	\$ 20,000.00	\$ -	\$ 20,000.00		\$ 372.49	\$ 19,627.51
HIDTA	Drug Task Force		\$ 19,000.00	\$ -	\$ 19,000.00		\$ 1,019.26	\$ 17,980.74
TDOT-Aeronautics	Airport Layout Plan		\$ 190,000.00	\$ 10,000.00	\$ 200,000.00	\$ 215,892.17	\$ 186,847.03	\$ -
TDOT-Aeronautics	Airport Lighting		\$ 153,395.00	\$ 1,835.00	\$ 155,230.00	\$ 147,072.61	\$ 146,054.92	\$ -
TDOT-TAP	Downtown Sidewalks/Lights		\$ 2,393,388.00	\$ 757,508.00	\$ 3,150,896.00	\$ 1,457,398.33	\$ 249,646.51	\$ -
TDOT-Aeronautics	Terminal Airport		\$ 1,062,293.00	\$ 49,723.00	\$ 1,112,016.00	\$ 1,117,072.63	\$ 638,559.85	\$ -
TDOT-Aeronautics	Maintenance 23-		\$ 20,000.00	\$ -	\$ -	\$ -	\$ 15,005.16	
TNECD	Spec Building FY24-		\$ 4,523,950.35	\$ 238,102.65	\$ 4,762,053.00	\$ 17,255.00	\$ -	\$ -
<b>TOTALS</b>			<b>\$ 3,840,276.00</b>	<b>\$ 771,543.00</b>	<b>\$ 3,549,526.00</b>	<b>\$ 83,475.00</b>		