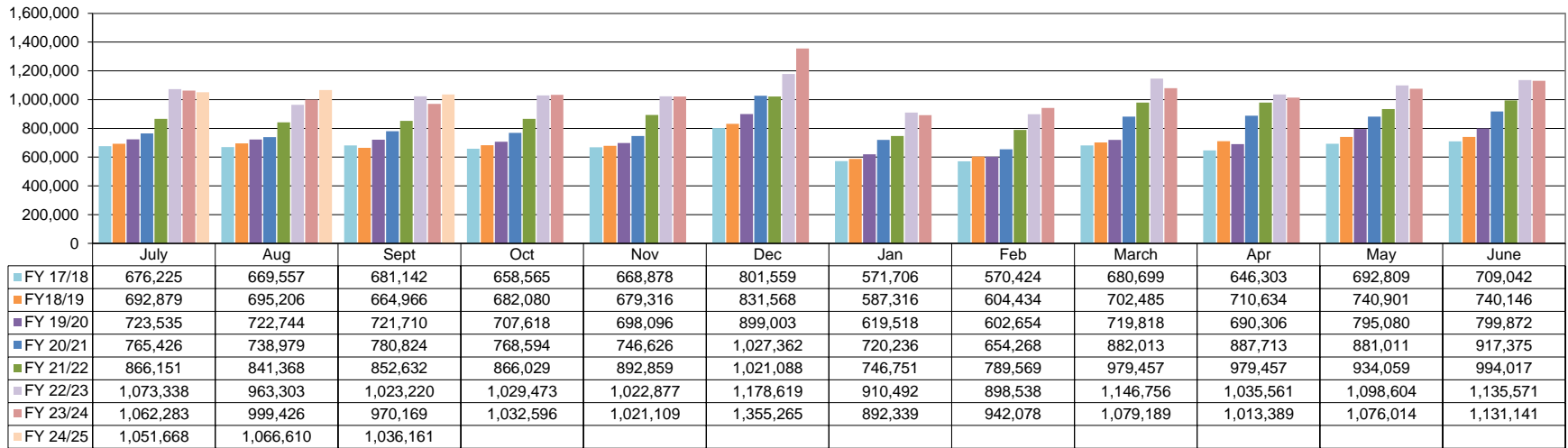
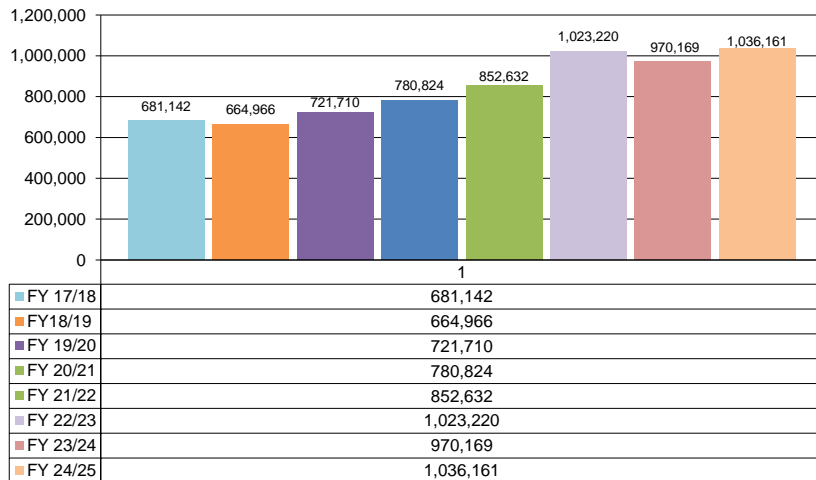


Sales Tax



Sales Tax Revenue Year-to-Date

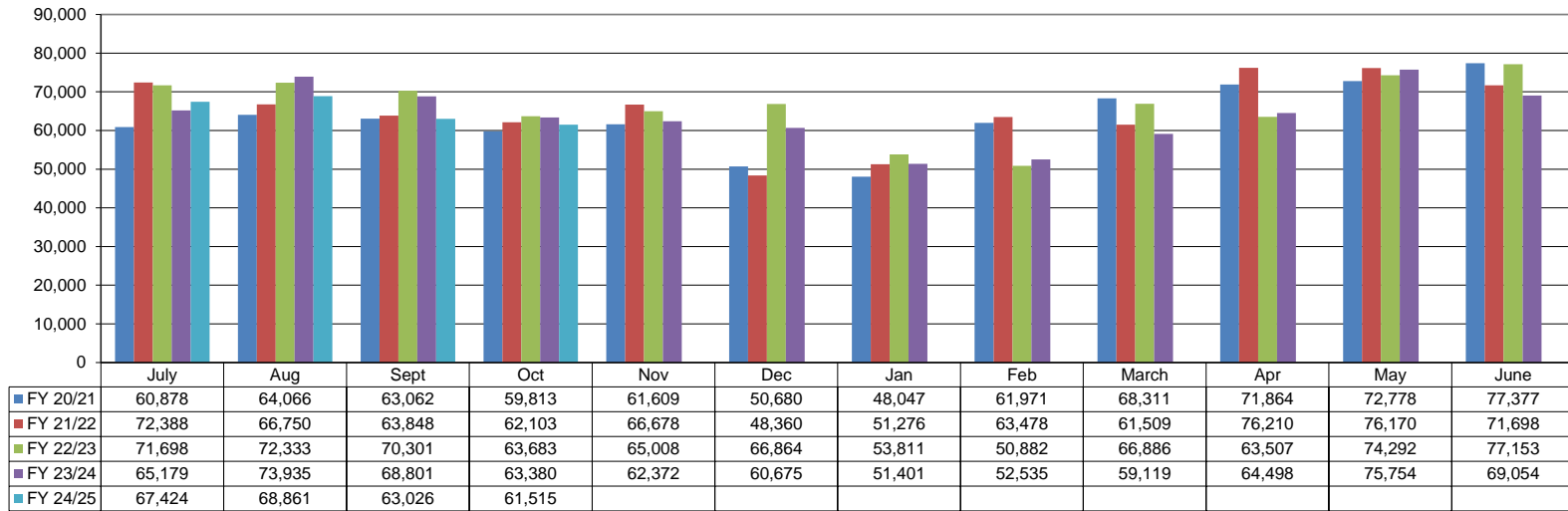


*COLLECTIONS IN THE CITY OF CROSSVILLE

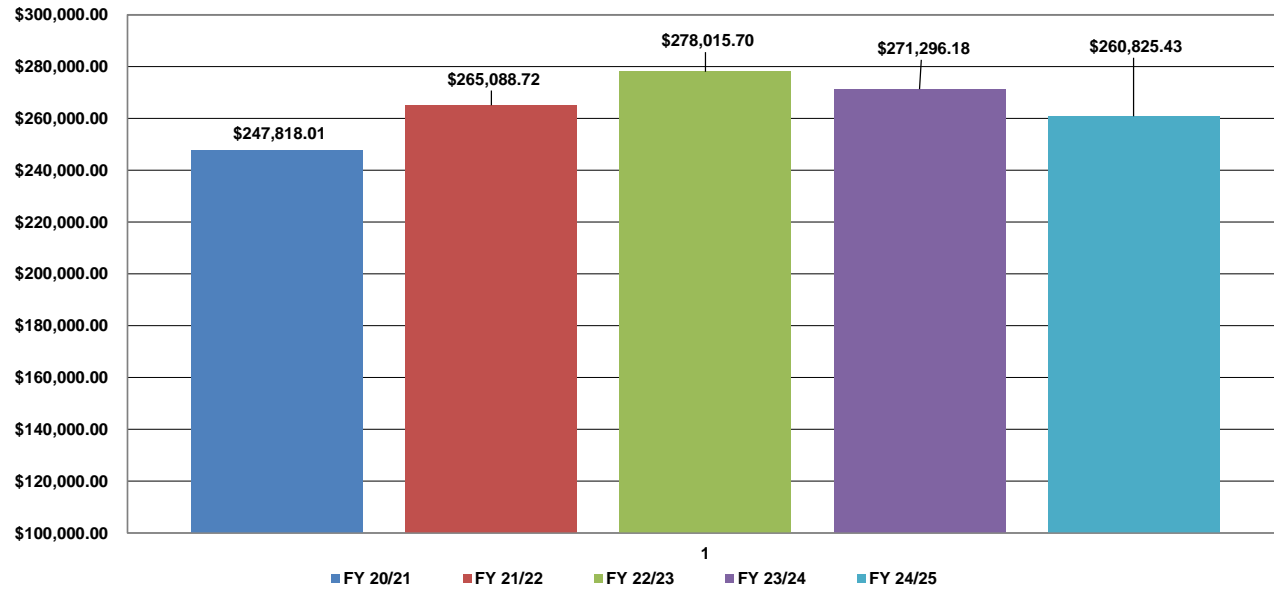
State of TN Cost of Administration	1.125%	\$ 23,605.33
Net Collections (sent to Trustee's office)		\$ 2,074,645.94
Local Option Out of State Distribution		\$ 18,423.18
Trustee of Cumberland County	1%	\$ 20,746.46
Net To Be Distributed		\$ 2,072,322.66
CITY OF CROSSVILLE SPLIT		
Check to City of Crossville		\$ 1,036,161.33
Check to Cumberland County Board of Education		\$ 1,036,161.33

*Totals reported in November but actually collected in September

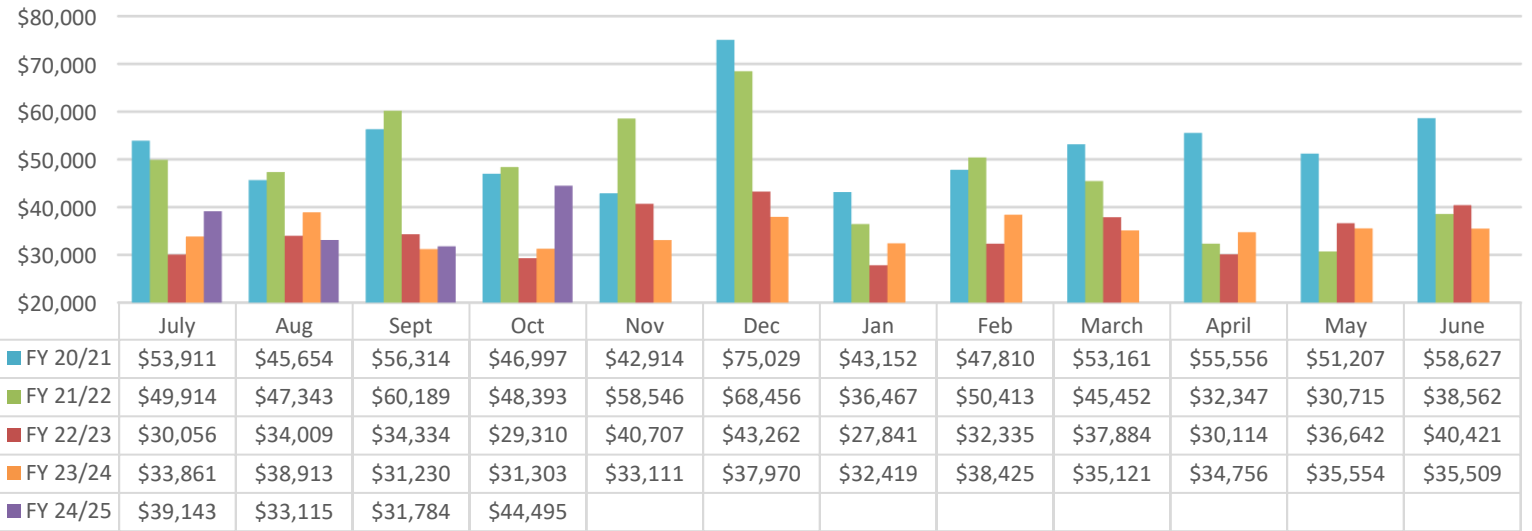
Wholesale Beer Tax



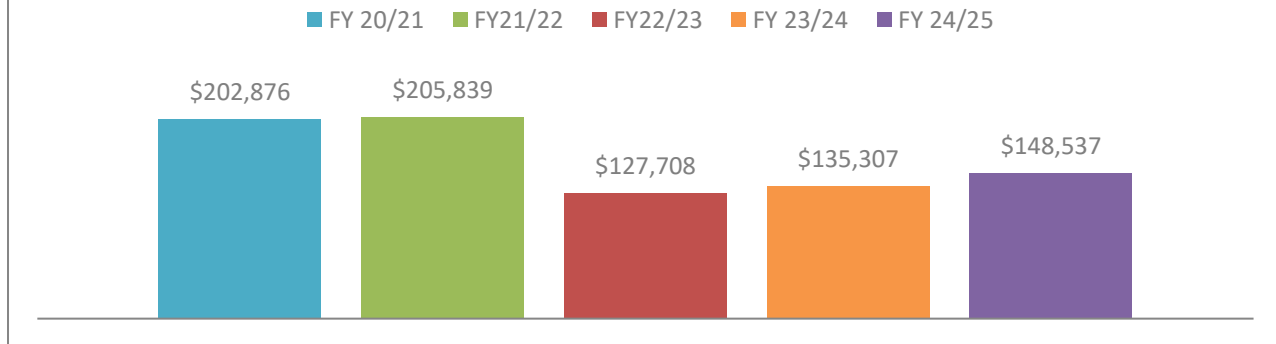
Wholesale Beer Tax Revenue Year To Date



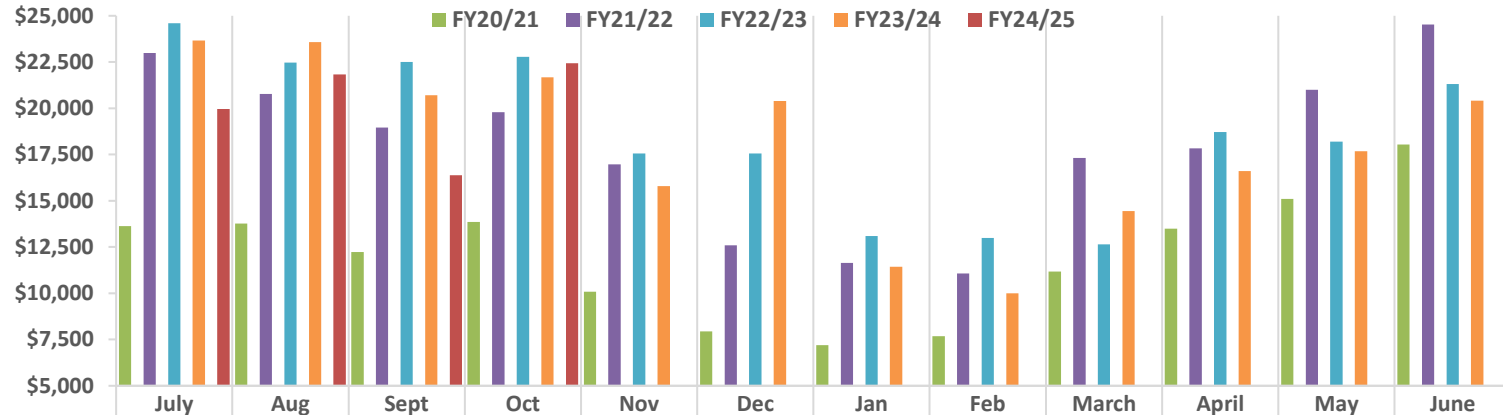
Liquor Tax



Liquor Tax Fiscal Year to Date

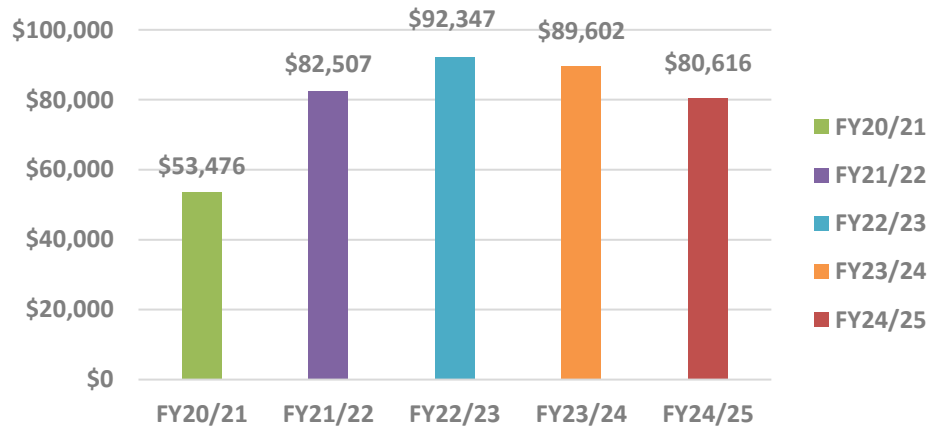


HOTEL OCCUPANCY TAX



FY20/21	\$13,626	\$13,762	\$12,228	\$13,859	\$10,089	\$7,934	\$7,194	\$7,674	\$11,174	\$13,495	\$15,107	\$18,045
FY21/22	\$22,989	\$20,773	\$18,959	\$19,785	\$16,977	\$12,596	\$11,645	\$11,066	\$17,324	\$17,832	\$21,000	\$24,535
FY22/23	\$24,596	\$22,474	\$22,499	\$22,779	\$17,560	\$17,560	\$13,095	\$12,993	\$12,646	\$18,716	\$18,192	\$21,317
FY23/24	\$23,661	\$23,574	\$20,700	\$21,667	\$15,791	\$20,389	\$11,442	\$10,003	\$14,439	\$16,610	\$17,676	\$20,420
FY24/25	\$19,970	\$21,829	\$16,380	\$22,437								

Hotel Occupancy Tax - Year to Date



SRO Monthly Report
November 2024

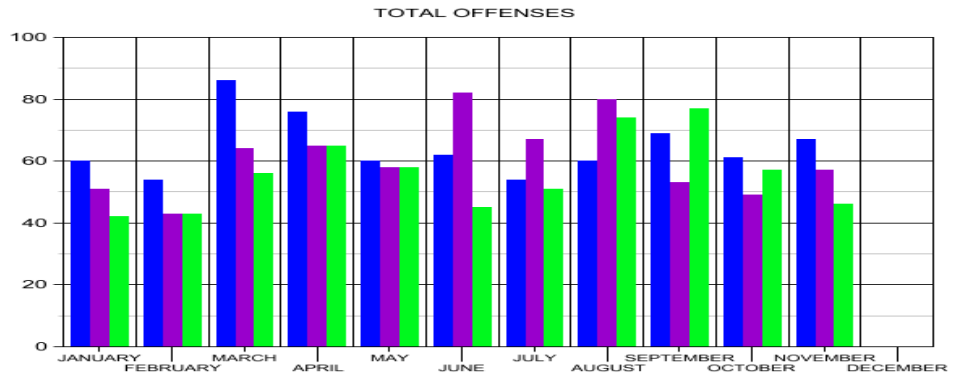
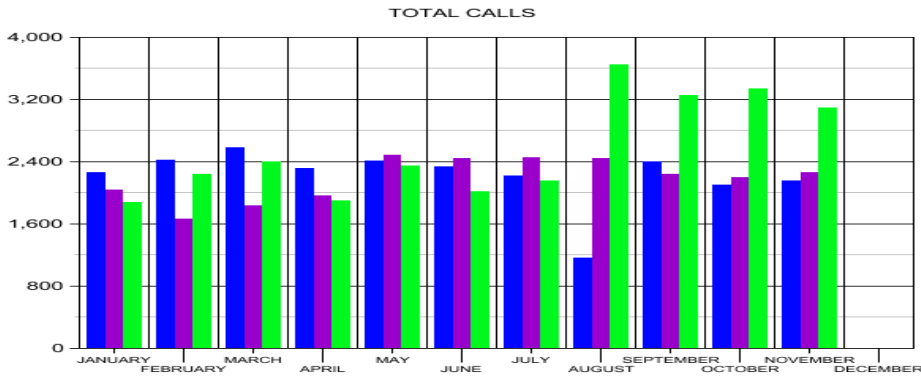
ACTIVITY		Martin	CCHS	SMHS	Phoenix	TOTAL
OFFENSE REPORTS		1	4	11	0	16
INCCIDENT REPORTS		0	5	0	5	10
ACCIDENT REPORTS		0	0	0	0	0
ARREST/CITATIONS ISSUED		1	9	17	5	32
ASSAULT		1	0	0	0	1
AGGRAVATED ASSAULT		0	0	0	0	0
DISORDERLY CONDUCT		0	1	2	0	3
VANDALISM		0	1	0	0	1
THEFT RELATED		0	0	1	0	1
WEAPON RELATED		0	0	1	0	1
TRAFFIC RELATED		0	0	1	0	1
ALCOHOL RELATED						
	POSSESSION	0	0	0	0	0
	UNDER INFLUENCE	0	0	8	0	8
TOBACCO RELATED						
	VAPE	0	1	11	2	14
	VAPE THC	0	2	0	3	5
DRUG RELATED						
	POSSESSION	0	0	1	0	1
	UNDER INFLUENCE	0	0	0	0	0
CONSULTATION SESSIONS						
WITH	STUDENTS	97	132	241	75	545
	PARENTS	46	23	67	10	146
	FACULTY	124	71	96	10	301
X-CURRICULAR ACTIVITIES		0	0	1	0	1
SCHOOL RELATED MEETINGS		0	0	5	1	6
TRAINING/RESEARCH		0	0	0	0	0
STUDENT SERVICES		0	2	0	0	2
CLASSROOM INSTRUCTION		0	7	9	0	16
UNSECURE DOORS		0	11	0	0	11
TOTALS		270	269	472	111	1122



CROSSVILLE POLICE DEPARTMENT STAT COMPARISONS

YEAR TO YEAR— JUNE 2024

■ ■ ■
2022 2023 2024

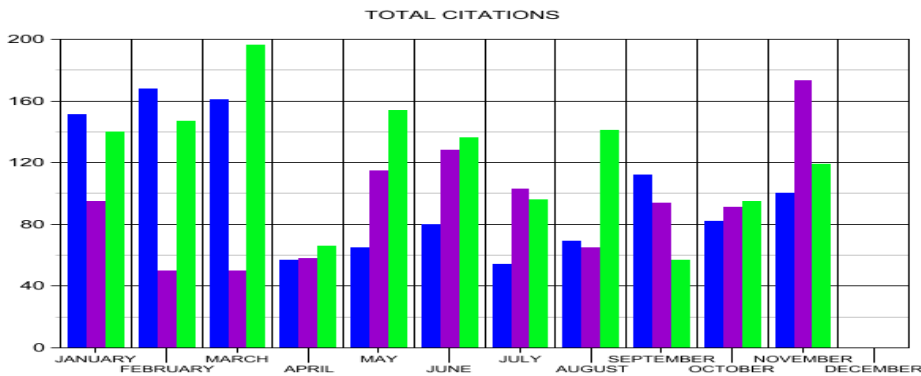


CALLS

2022—24,367 2023—24,013 2024—28248

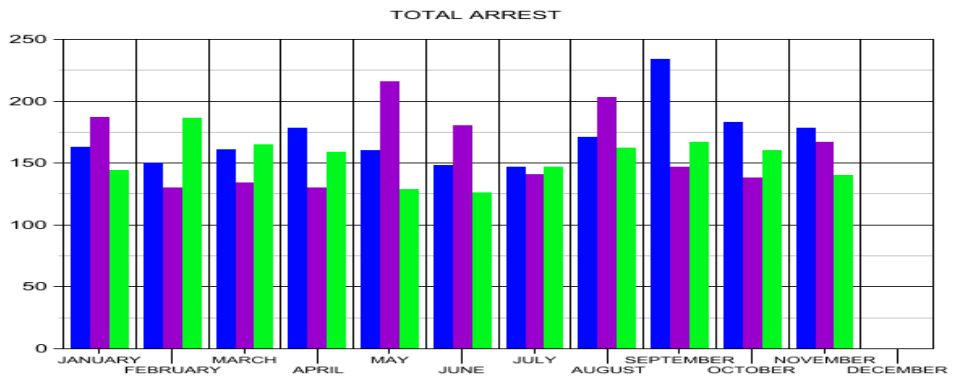
OFFENSES

2022—709 2023—669 2024—614



CITATIONS

2022—1,081 2023—1,007 2024—1,346



ARREST

2022—1,794 2023—1,570 2024—1,527



CROSSVILLE POLICE DEPARTMENT

STAT COMPARISONS

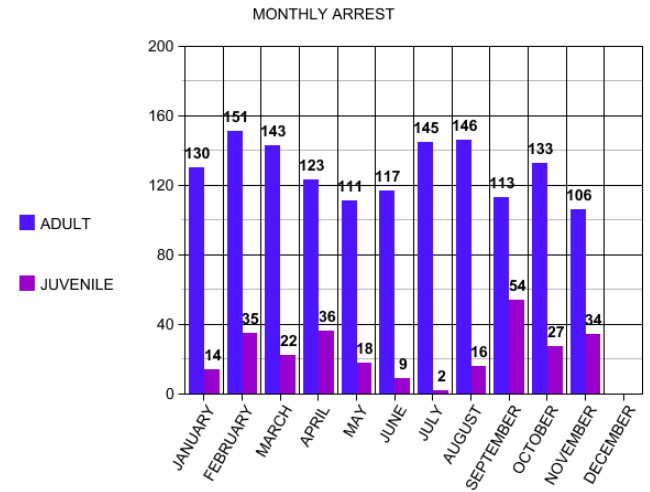
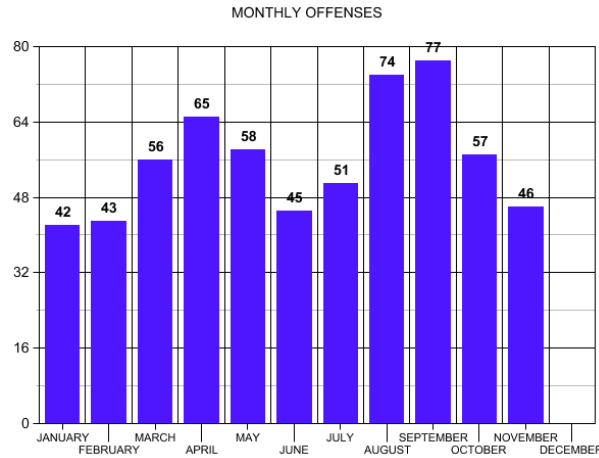
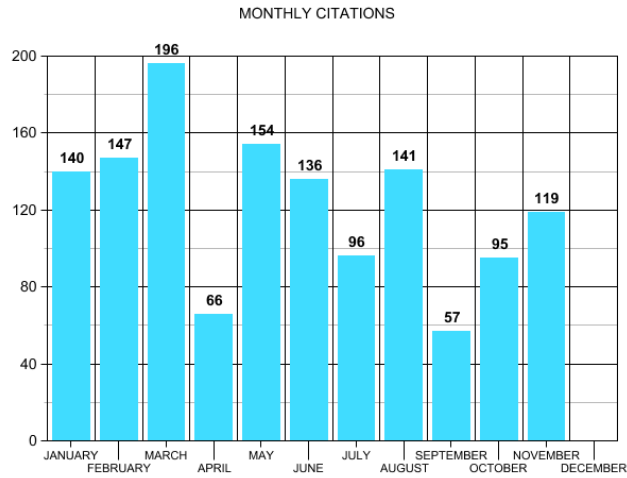
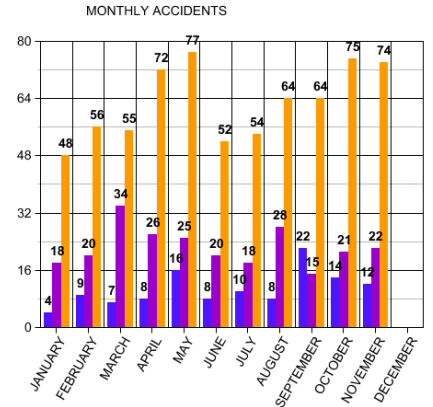
NOV 24 TOTAL CALLS - 3,089

OCT 24 TOTAL CALLS - 3,334

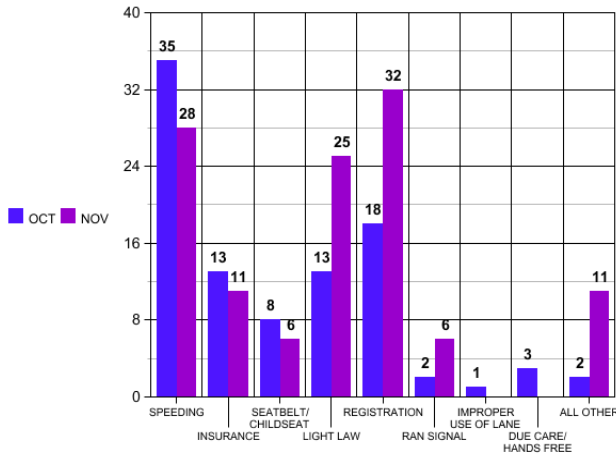
YEAR TO DATE - 25,159

SPECIAL EVENTS

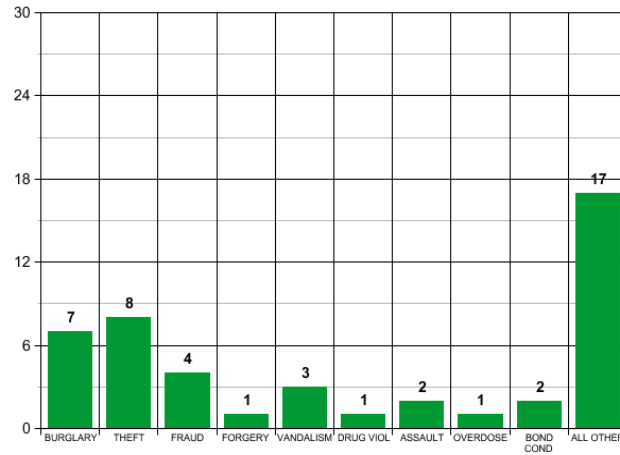
Veteran Parade
Flag Ceremony Garrison
Thso DUI checkpoint Crossville



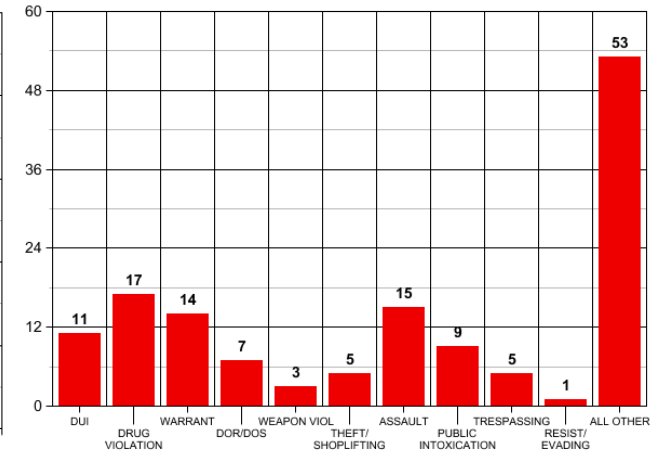
PREVIOUS MONTH CITATION COMPARISON



OFFENSE BY CATEGORY



ARREST BY CATEGORY



Crossville Fire Dept.

Crossville, TN

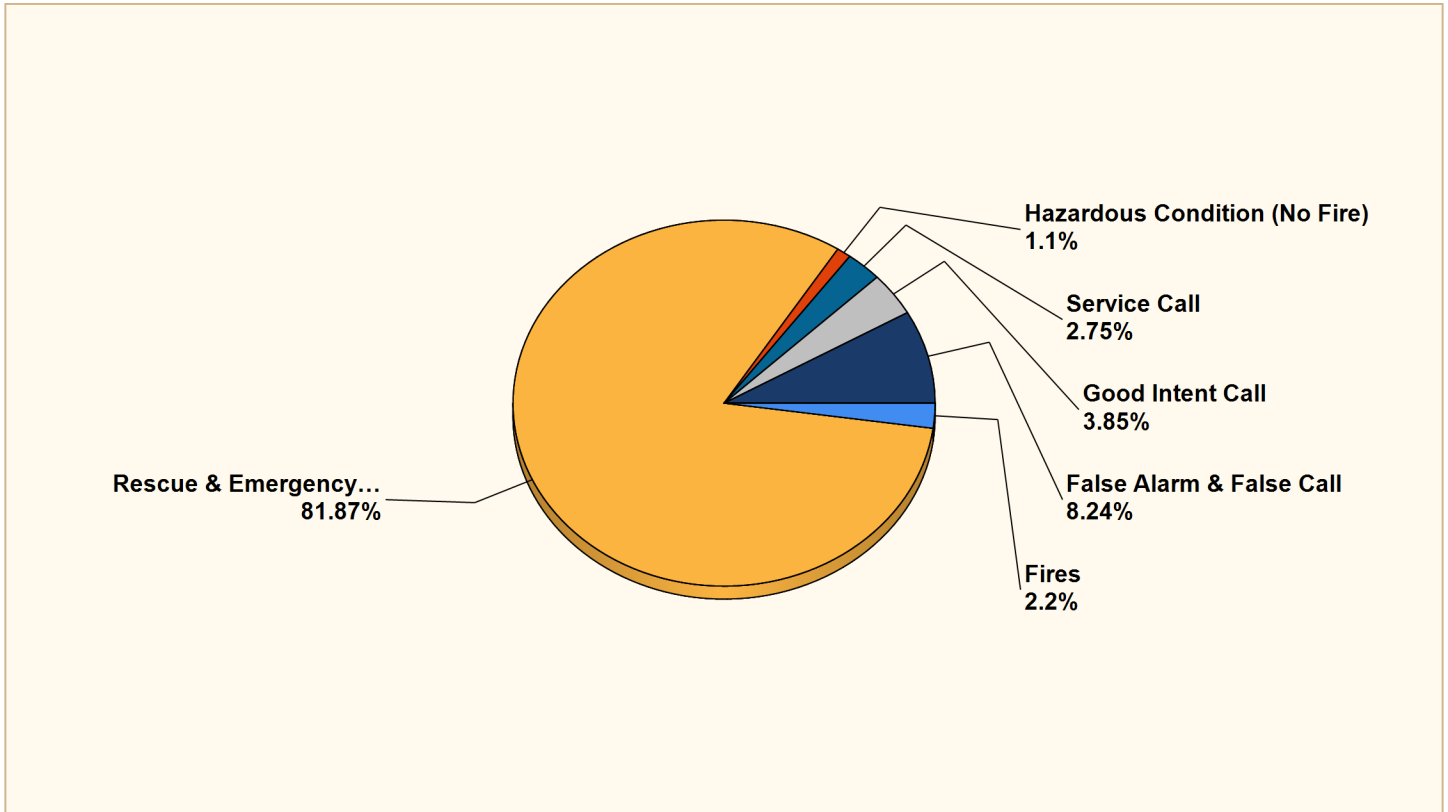
This report was generated on 12/2/2024 8:43:09 AM

CROSSVILLE



Breakdown by Major Incident Types for Date Range

Zone(s): All Zones | Start Date: 11/01/2024 | End Date: 11/30/2024



MAJOR INCIDENT TYPE	# INCIDENTS	% of TOTAL
Fires	4	2.2%
Rescue & Emergency Medical Service	149	81.87%
Hazardous Condition (No Fire)	2	1.1%
Service Call	5	2.75%
Good Intent Call	7	3.85%
False Alarm & False Call	15	8.24%
TOTAL	182	100%

Only REVIEWED and/or LOCKED IMPORTED incidents are included. Summary results for a major incident type are not displayed if the count is zero.



Detailed Breakdown by Incident Type

INCIDENT TYPE	# INCIDENTS	% of TOTAL
111 - Building fire	2	1.1%
113 - Cooking fire, confined to container	1	0.55%
122 - Fire in motor home, camper, recreational vehicle	1	0.55%
311 - Medical assist, assist EMS crew	2	1.1%
320 - Emergency medical service, other	1	0.55%
321 - EMS call, excluding vehicle accident with injury	134	73.63%
322 - Motor vehicle accident with injuries	11	6.04%
341 - Search for person on land	1	0.55%
411 - Gasoline or other flammable liquid spill	1	0.55%
444 - Power line down	1	0.55%
500 - Service Call, other	3	1.65%
522 - Water or steam leak	1	0.55%
551 - Assist police or other governmental agency	1	0.55%
611 - Dispatched & cancelled en route	2	1.1%
631 - Authorized controlled burning	2	1.1%
651 - Smoke scare, odor of smoke	3	1.65%
700 - False alarm or false call, other	1	0.55%
733 - Smoke detector activation due to malfunction	1	0.55%
736 - CO detector activation due to malfunction	1	0.55%
740 - Unintentional transmission of alarm, other	1	0.55%
743 - Smoke detector activation, no fire - unintentional	3	1.65%
745 - Alarm system activation, no fire - unintentional	8	4.4%
TOTAL INCIDENTS:	182	100%

Only REVIEWED and/or LOCKED IMPORTED incidents are included. Summary results for a major incident type are not displayed if the count is zero.



	Consumption	Water loss - flushing	Water loss - leaks	Water loss-fire fighting	Total Internal Use	Unaccounted-for Water	Pumped Water	LOSS %
2023								
January	97,204,700	1,029,288	158,994	1,350	1,189,632	23,639,568	122,033,900	19%
February	99,352,300	280,135	929,232	53,200	1,262,567	7,113,733	107,728,600	7%
March	81,619,500	593,713	2,016,336	500	2,610,549	36,473,251	120,703,300	30%
April	81,438,000	296,889	851,118	6,700	1,154,707	38,405,193	120,997,900	32%
May	94,928,100	323,566	1,962,690	10,200	2,296,456	30,542,044	127,766,600	24%
June	101,422,500	212,007	960,264	27,800	1,200,071	28,538,929	131,161,500	22%
July	99,325,500	28,940	724,620	13,150	766,710	35,603,190	135,695,400	26%
August	105,482,100	788,301	2,702,814	13,140	3,504,255	26,023,945	135,010,300	19%
September	105,282,800	4,188,377	590,844	59,195	4,838,416	11,620,584	121,741,800	10%
October	100,558,800	11,216	1,796,884	64,150	1,872,250	22,794,380	125,225,430	18%
November	105,902,000	97,408	590,078	8,855	696,341	9,398,859	115,997,200	8%
December	98,116,700	0	0	4,000	4,000	25,991,400	124,112,100	21%
2024								
January	88,553,100	378,481	3,495,413	0	3,873,894	39,582,706	132,009,700	30%
February	105,450,600	509,475	141,116	720	651,311	3,165,589	109,267,500	3%
March	90,362,500	293,661	382,776	25,360	701,797	19,023,803	110,088,100	17%
April	89,912,900	23,866	2,199,219	1,800	2,224,885	19,623,215	111,761,000	18%
May	95,249,300	60,692	2,820,340	6,835	2,887,867	22,702,133	120,839,300	19%
June	98,602,900	123,767	2,447,742	30,475	2,601,984	25,893,816	127,098,700	20%
July	115,335,300	238,550	3,193,598	12,180	3,444,328	15,916,372	134,696,000	12%
August	123,053,100	723,971	3,740,784	18,490	4,483,245	5,883,055	133,419,400	4%
September	113,992,200	1,244,809	2,244,280	7,735	3,496,824	3,370,977	120,860,000	3%
October	106,415,200	219,050	4,478,022	8,448	4,705,520	8,171,380	119,292,100	7%
November	100,404,600	98,871	1,509,121	3,539	1,611,531	3,160,369	105,176,500	3%
December								
TOTAL:								
6 mos	657,803,300	2,649,018	17,613,546	80,867	20,343,431	62,395,969	740,542,700	8%
12 mos	1,225,448,400	3,915,193	26,652,410	119,582	30,687,185	192,484,816	1,448,620,400	13%

MONTHLY REPORT

Street Department

November 2024

Street Department Work Orders:

- Sweeper Truck
 - 56 loads of debris, 139 locations
- Leaf removal
 - 168 loads of leaves, 306 locations
- Brush Removal
 - 8 Loads, 23 locations
- Concrete Work
 - E. First Street - Sidewalk
- Durapatching
 - Guinevere Lane, Old Lantana Road, Phillips Drive, Fawn Loop, Old Mail Road, Southridge, Dayton Avenue, Park Trace
- Patching
 - Stanley Street
- Paving
 - Crabtree Drive & River Otter Drive

Sign and Electrical Maintenance Work Orders:

- Traffic Signal Repair/Maintenance
 - #35 West Avenue @ Old Lantana Road
 - #35 West Avenue @ Old Lantana Road
 - #29 West Avenue @ Elmore
 - #4 127 @ E. First Street
- Electrical Maintenance on Street Lights
 - Performed street light check
 - Street lights on 127N by Sonic
- Misc. Work with bucket truck
 - Take TCAT banners
 - Christmas lights
- Sign repair/Maintenance and Fabricating letters
 - Albert Frye Road & Peavine Road, Old Mail Road, Dogwood Avenue, Post Office, Volunteer Heights, Lantana Road (Green ball stickers), New gate signs.
- Traffic Counters
 - Sparta Drive

Miscellaneous:

- Beeper Call-outs:
 - Water valve lid on Webb Avenue
 - Reset red light on E. First Street @ Main Street
- Assistance to other departments:
 - Concrete repair to driveway on Holly Tree Drive
 - Clean out ponds at Meadow Park Treatment Plant
- Assist with car auction at Public Works
- Change out lights at Duer Soccer Complex
- Rebuilt five lights at Centennial Parks
- Removed tree from roadway on Riverbend Drive
- Unload Street light poles & unwrap
- Catch Basin

NOVEMBER 2024 MONTHLY REPORT

MAINTENANCE DEPARTMENT

GENERAL MAINTENANCE WORK ORDERS COMPLETED: 67

SPECIAL PROJECTS/WORK ORDERS:

- Plant trees on Tennessee Avenue
- Repair leaks in Snodgrass basement
- Found roof leak at the Airport and repaired

SERVICE TRUCK CALLS: 36

VEHICLE/EQUIPMENT SERVICES AND REPAIRS:

- CODES
 - Unit 317 - Service
- AIRPORT
 - NONE
- CATOOSA
 - Unit 1207 – Service
- FIRE
 - NONE
- MAINTENANCE
 - Unit 205 – Service
- WATER TRANSMISSION/SEWER
 - Unit 433 – Replaced right rear oil hub cap
 - Unit 402 – Service
 - Unit 408 – Service
 - Unit 460 – Radiator
 - Unit 452 (Vac Machine) – Replaced locking screw and socket
- STREET
 - Unit 604 – Service
 - Unit 620 – Replace light bar, fabricate brackets to fit; wire up lights on bar to switch; clean & seal holes in roof.
 - Unit 615 – Transmission cooler lines
 - Unit 621 – Replaced hose clamp rubber bushings
- POLICE
 - Unit 74 – Service, rear brakes & rotors, replace battery, replace left-front wheel bearing hub, replace right-rear wheel bearing hub
 - Unit 18 – Service, replace rear brakes, replaced wipers

- Unit 18 – Wiper motor
- Taurus – Build brackets and remount light bar in rear window
- Units 15, 20, 34 & 14 – Install radar
- Units 15, 20, 34, 14, 33 & 32 – Install power inverter
- Unit 35 – Service
- Unit 38 – Service, front pads & rotors, rear pads & rotors
- Unit 16 – Canister vent valve
- Unit 8 – Service, cabin air filter
- Unit 45 – Service
- Unit 01 – Service
- PARKS & RECREATION
 - Meadow Park Lake Generator – Replace block heater pump, top off coolant
 - Gator – Ignition switch
- WATER TREATMENT
 - NONE
- IT DEPARTMENT
 - NONE
- EMERGENCY MANAGEMENT
 - NONE
- ENGINEERING
 - Unit 305 – Service
- CEMETERY
 - NONE
- STORM WATER
 - NONE
- VEOLIA
 - NONE
- CENTRAL STAFF
 - NONE

Utility Maintenance

Nov-24
Monthly Report

Locations: 301

Backflows Tested: 30

Grinder Pumps Sold: 1

Preliminary Inspections: 4

Final Inspections: 1

Replacement Pumps 0

Grinder Pumps Repairs 18

<u>Meter:</u>	Turn-Ons	22
	Turn-Offs	25
	Occupant Changes	61
	Reinstates	49
	Checks, Replacement, Repair	17
	Water Taps	6
	Main Line Leaks	8
	Service Repairs	3

Total Water Loss: 587,760.8 gallons

Sewer Taps 5

Sewer Line Repairs 3

Graves 11

Pipe Installed

966' of 3/4" copper
0' of 1" copper
0' of 2" copper
218' of 6" PVC
0' 12" PVC
1' 2" PVC
150' of 4" pvc
2' of 3/4 PVC
0' of 1" PVC
0 of 4" HDPE
0' of 2" HDPE

0' of 10" pvc
76' of 8" pvc

Monthly Summary

Replaced approximate ely 3 3/4
water meters due to meter or AMR malfunctioning
Read meters, Did service orders and customer complaints
tested 30 backflows devices
done dead end line flushing
fixed water leaks
made water and sewer taps

Water leaks repaired:

151 Old Jamestown Hwy.

Greendale drive
68 Sunset Lane
35 East Lane
453 Hinch Mnt. View
26 Camelia Drive
83 Kearney Drive
68 Sunset Lane
73 Grant Circle
184 Hood Drive
131 Storie Avrnue

Water Taps:

24 Dorton Way
157 Skyview Meadow Drive
158 Skyview Meadow Drive
168 Skyview Meadow Drive
97 Holiday Cove drive
285 Mckinely Lane L67

Sewer Taps

24 Dorton Way
157 Skyview Meadow Drive
158 Skyview Meadow Drive
168 Skyview Meadow Drive
97 Holiday Cove drive

Sewer Line Repairs:

97 Holiday Cove Drive
End of Stone Drive
245 Grove loop

Grinder pump finals

768 Wilson Lane

Grave Services

John D. and Frances L. Kinnunen

Linda K. Smith

Teresa Meadows

James and Isla Faye Hoy

Steve Charles Cates

Darrin Stryker

Evelyn Dybzinski

Ann Calahan

Joann E. Jackson

Glenn Stimpson

Mary Helen Swing

Next Months Forcast

Replace AMR meters & ERTs as needed

Do water & sewer taps & graves

Repair Grinder pumps & cleanings & maint. checks

Test Backflows

Hydrant testing and/or maintenance

Start sewer line Extension on Canary Drive

Work on finishing dead end line flushing list

Start water and sewer line extensions on North Side drive

November 2024 Maintenance Report

Holiday Hills Water

General Maintenance:

- ❖ Changed monthly water filters for machines
- ❖ Serviced Dehumidifiers
- ❖ Serviced even number motors and pumps
- ❖ Changed caustic tubes in pumps
- ❖ Changed poly tubes in pumps
- ❖ Serviced Air pumps
- ❖ Replaced moix pump tube in post pump
- ❖ Replaced rupture disc in miox

Unexpected Repairs:

- ❖ Miox tube
- ❖ Rupture disc

Continuing Projects:

- ❖ Pump changeouts and plumbing for pre and post miox
- ❖ New plumbing and chemical drops in the finished water line in basement
- ❖ Fence moved and new pump storage building
- ❖ Fence repair

Meadow Park Lake

General Maintenance:

- ❖ Changed monthly water filters for machines
- ❖ Serviced Dehumidifiers
- ❖ Serviced even number motors and pumps
- ❖ Changed caustic tubes in pumps
- ❖ Changed poly tubes in pumps
- ❖ Cleaned out all venturi ports
- ❖ Pumped sludge pond #1
- ❖ Cleaned ports for ROF and LOH meters
- ❖ Changed One way fittings on pre miox pump
- ❖ Replaced packing in transfer pump #2
- ❖ New diaphragm in pre moix #1 pump
- ❖ Cleaned out drying beds for new sludge
- ❖ Built table for Jesco pump and welded a stand to hold fixtures
- ❖ Made repairs to Homestead tank vent screen and new placards

November 2024 Maintenance Report

Unexpected Repairs:

- ❖ Miox pre pump #1 check valves and diaphragm

Continuing Projects:

- ❖ Jesco pump for post miox
- ❖ New bicarb stands for raw pumphouse
- ❖ Fence addition and new gate placement

CATOOSA DEPARTMENT
WATER LOST
NOVEMBER 2024

MASTER PUMPS	WATER PURCHASED		
70-NORTH	14,047,160		
127 HWY	16,986,868		
GENESIS	7,430,400		
62 HWY	0		
TOTAL	38,464,428		
	WATER SOLD		
MASTER PUMP TOTALS	38,464,428		
LESS CUSTOMERS	21,246,100		
LESS 200 ACCOUNTS	6,246,600		
	10,971,728	% of Loss	29%
FIRE DEPARTMENT			
TANK CLEANING & FILLING	-		
METERED FILLING			
METERED FLUSHING	18,983		
UNMETERED FLUSHING	1,970		
UNMETERED LEAK	999,278		
BILL ADJUSTMENTS			
METERED LEAKS			
BULK SALES			
TOTAL	9,951,497	Total % Loss	26%

Facilities

Crossville Depot Meeting Room	\$2,106.22	16
Pickleball Court 1	\$49.76	12
Pickleball Court 2	\$49.76	12
Pickleball Court 3	\$51.83	12
Pickleball court 4	\$58.04	14
Pickleball Court 5	\$53.90	18
Pickleball Court 6	\$31.13	9
Pickleball Court 7	\$24.92	6
Pickleball Court 8	\$16.64	3
Warner Field 1	\$283.50	2
	\$2,725.70	104

POS

Palace	\$4,985.00	1,342
Recreation	\$24.00	8
	\$5,009.00	1,350

Palace Events November 2024

PALACE-PRODUCED EVENTS	Event Date	Artist Fee	# Tickets	Ticket Revenue	ACTUAL Ticket	Concessions Revenue	Sound Tech	NET P/L
Liquid Velvet*	November 1	\$ (1,380.40)	127	\$2,425.00	\$ 2,339.76	\$ 177.00	\$ (150.00)	\$ 986.36
Thomas Pandolfi	November 2	\$ (2,000.00)	86	\$1,503.00	\$ 1,455.36	\$ 84.00	\$ (125.00)	\$ (585.64)
"Long Hard Streak" documentary	November 8	\$ (800.00)	147	\$735.00	\$ 735.00	\$ 318.00		\$ 253.00
Music City Stones*	November 9	\$ (2,775.50)	167	\$ 3,965.00	\$ 3,807.80	\$ 213.00	\$ (250.00)	\$ 995.30
Movie: Home Alone	November 12	\$ (405.00)	114	\$ 570.00	\$ 570.00	\$ 437.00		\$ 602.00
Movie: A Christmas Story	November 14	\$ (405.00)	84	\$ 420.00	\$ 420.00	\$ 347.00		\$ 362.00
TOTALS:		\$ (7,765.90)	725	\$9,618.00	\$ 9,327.92	\$ 1,576.00	\$ (525.00)	\$ 2,613.02
<i>* = Ticket splits</i>								
RENTALS	EVENT DATE	RENT	# Tickets	Ticket Revenue	OUR FEES	Concessions Revenue	Sound Tech	NET P/L
Donald James Parker movie event	November 4	\$ 450.00				\$ 116.00		\$ 566.00
Jet Theatrix	November 21-23	\$ 250.00				\$ 1,043.00		\$ 1,293.00
Open Mic Night	November 26					\$ 49.00	\$ (125.00)	\$ (76.00)
TOTALS:		\$ 700.00	0	\$ -	\$ -	\$ 1,208.00	\$ (125.00)	\$ 1,783.00
OTHER	EVENT DATE	RENT/License	# Tickets	Ticket Revenue	NET TICKET REVENUE	Concessions Revenue	Sound Tech	NET P/L
Cumberland Fellowship group	November 26	\$ (225.00)	118			\$ 590.00		\$ 365.00
TOTALS:		\$ (225.00)	118			\$ 590.00		\$ 365.00
TOTALS November: 18 events		\$ (7,290.90)	843	\$9,618.00	\$ 9,327.92	\$ 3,374.00	\$ (650.00)	\$ 4,761.02

Permits Break Down Report

	City & County Mechanical	City & County Plumbing	City Commercial	City Residential	County Commercial	County Residential	Land Disturbance Permits	Sign	Total Permits	County Fees Paid	City Fees Paid	Total Fees Paid
July 2024	35	9	3	11	0	0	3	4	65	\$1,230.00	\$9,315.00	\$10,545.00
August 2024	32	7	4	11	0	0	0	4	58	\$855.00	\$8,127.00	\$8,982.00
September 2024	21	11	8	11	0	0	1	8	60	\$855.00	\$14,909.00	\$15,764.00
October 2024	23	8	5	8	1	1	1	5	52	\$9,529.00	\$6,940.00	\$16,469.00
November 2024	22	8	7	5	0	0	0	1	43	\$645.00	\$7,463.00	\$8,108.00
Total	133	43	27	46	1	1	5	22	278	\$13,114.00	\$46,754.00	\$59,868.00

Engineering Projects Report December 6, 2024

Project	Current Status	Dates
TDOT 127 South Utility Relocation	The utilities have been completed on this project. And this project will be removed from this list.	Target Completion Date June 30, 2024
TDOT 127 North Utility Relocation Section 1	The utilities for this project are almost complete and the Contractor lacks about 400 feet of 6 inch water line which will be installed after a deep cut is excavated.	Target Completion Date June 30, 2025
TDOT 127 North Utility Relocation Section 4 (Fentress Cumberland County Line)	The portion of this project that is the City's water utility relocation is complete and a final punch list will be created after the road work is completed.	Target Completion Date August 31, 2026
TDOT 127 North Utility Relocation Section 2	This project is tentatively scheduled to be bid October \ November 2025. The Engineer is reviewing the easements that will be required for the water relocations.	
TDOT 127 North Utility Relocation Section 3	This project is tentatively scheduled to be bid October \ November 2025. The Engineer is reviewing the easements that will be required for the water relocations.	
Northwest Connector Phase 3	The utilities for this project are complete with the exception of final clean up and relocating the water line at Mizkan's driveway.	Total Completion Date July 21, 2023 Finish from Genesis To Stout May 31, 2022
Northwest Connector Phase 2	All acquisition has been completed by the City. TDOT has certified the ROW and we are now waiting for TDOT to program the construction in the TDOT budget. This project is not in TDOT's three year plan.	
Interstate Drive Extension West of Genesis Road	The ROW plans have been reviewed by TDOT and the Engineer has updated the plans and the acquisition has started.	
Downtown Sidewalks	The Contractor only lacks a handrail and the material in the planters in phase 1.1 and 1.2. Half of the sidewalk has been placed in phase 1.3 and the other half of phase 1.3 has been demoed. City crews are installing the new light poles and will be installing the wire in the coming weeks.	Completion Date May 1st 2025
Old Lantana Road, County Seat and Southbend Waterline Replacement	The City has reviewed the plans and the Engineer is revising the plans. A construction start date will be established once the easements are acquired.	
Quail Hollow Court	The Exhibit "A" document required for the sale of the property will be updated when the Airport Layout Plan is updated.	
Main Street and Lantana Traffic Signal Replacement	The Contractor has completed all of their contract. The Engineering Department is working on closing the project out with TDOT.	Completion date August 22, 2024
Fourth Street and West Avenue Traffic Signal Replacement	The ROW plans have been approved by TDOT. A utility coordination meeting is forthcoming. This project has low priorities because the City will not have STP funds to fund construction for three to five years.	
Meadow Park Water Filtration Plant Sewer Project	The Engineer has created the exhibits for the easements. The City is in the process of acquiring the easements.	Schedule will be forthcoming
Raw Water Study (Meadow Park Lake Expansion)	It has been determined that the savings identified by the additional SQT work did not make the TDEC mitigation significantly more financially feasible. The Engineers are now reviewing the process of "ecosystem services" as a process of reducing the amount of mitigation.	
Underwood Street Sidewalk	Acquisition documents will be turned over to the City Attorney so that City Staff can negotiate the acquisitions.	
Airport ALP	The final Airport Layout Plan has approved by the FAA. The City has not received the final approved documents.	
TDOT SR 1 Highway 70 Bridge Replacement (Sparta Highway) Utility Relocation	The contractor started September 11th 2023 and will now have the road closed through the end of January 2025 . The Contractor has completed about 53% of the water and 3% of the sewer relocation.	Bid Letting December 9, 2022
TDOT SR 24 Highway 70 North Bridge Replacement Utility Relocation	The City has received revised plans from TDOT and the original water and sewer design will be evaluated in the coming months. This project will be bid May 2025 and will include a road closure.	Bid Letting August 19, 2022 DELAYED
Little Obed Pedestrian Bridge and Greenway	The City has received a preliminary layout which will require 3 easements. The route has been surveyed and the archeological study has been completed. The City has received the clearance of the CDBG environmental review record.	
Airport Box Hangars	The Whisper Aero hangar is complete and will be removed from this project. The City is awaiting the contracts on the four 60 x 60 hangars before starting the drainage improvements.	
Truck Route	A survey has been posted on Facebook and on the City's website. This is a requirement of the truck restriction.	
Airport Terminal Building	The Contractor has completed the punch list items and the City is waiting on closeout documents and the final pay request.	
ARPA Sewer I&I Project.	This project is nearly complete with one line replacement and one manhole replacement.	Completion Date January 12th 2025
Creston Road ARPA Waterline Project	The construction contract is on the City Council agenda for approval.	
East Ridge Sewer Extension	The developer has paid the fees and the plans have been approved by TDEC.	
Peavine Sewer Expansion	The plans are finished and the City is acquiring easements for this project.	
Genesis Road and 127 Sewer Expansion	Plans have been approved by TDEC and a TDOT permit has been issued. The City is currently acquiring easements.	
Little Obed Pump Station and Jail Bar Screen Installation	The contractor has started submitting material submittals.	
New Fire Station 2	The contractor has started excavation.	
TDOT I-40 Bridge Widening over 70 North	The TDOT plans have changed and the City will currently only be required to install 2 water valves.	
Deer Creek Sewer	Deer Creek's TDEC permit has been approved and the fees have been paid.	
Indian Woods Village Sewer	The fees have been paid and we are waiting on plan submission.	
Water Filtration Plant Upgrade	The switch gear for the main Meadow Park building has been replaced. The switch gear for the pump building is scheduled to be delivered in February.	
YMCA Indoor Recreation Project	The contractor is receiving bids on all trades.	
Private Developments		
The Gardens Phase 8 Plat 3	The City is holding a financial guarantee for a temporary Cul-de-sac or the next phase to start.	
The Gardens Phase 8 Plat 4A	The City is holding a financial guarantee for a temporary Cul-de-sac or the next phase to start.	
Sky View Meadow Subdivision Phase 2 & 3	All roads, water and sewer are complete. The stormwater retention structures have not been completed and the City is holding a financial guarantee for this work.	
Genesis Plaza	This phase is complete and will be removed from this report.	
The Grove	The City is holding a financial guarantee for a temporary Cul-de-sac or the next phase to start.	
Homestead Junction	The City is holding a financial guarantee for road construction that has not started.	

Airport Committee Meeting Report from FBO: December 2, 2024

October 2024 Fuel Flow: 10,780 gallons

Jet A- 5,170

Avgas- 5,610

November 2024 Fuel Flow: 6.645 gallons

Jet A- 4,628

Avgas- 2,017

Last November 2023 Fuel Flow: 11,235 gallons

Jet A -8,425gallons

Avgas -2,810 gallons

Fuel sales were down in November over October and down from last November 2023. We don't have anything specific to attribute to the change in fuel sales month over month. We anticipate an increase in Jet A fuel sales over the next year with an addition of two turbine aircraft based at CSV and Mastercorp adding a Jet back to their fleet.

The maintenance shop remains busy and fully booked.

The instrument approaches to Runway 26 will be fully operational for night approaches with the release of the next update of Navigation Data from the FAA on December 26. This was a result of the repairs being completed for the runway approach lights. Additionally, we anticipate the approval of an instrument approach procedure for Runway 8 in the next update that will allow aircraft to descend to 250 above touchdown. This has been in the works for several years and will be welcomed by transient and based pilots. This will have a big impact on aircraft being able to operate out of CSV on low ceiling days where the winds favor runway 8.

6 Months interest in
November and May
Principal payment in May

					6/30/2024	Due May		6/30/2025
	PAY	INT			LOAN	PRINCIPLE	INTEREST	LOAN
	<u>OUT</u>	<u>RATE</u>			<u>BALANCE</u>	<u>PAYMENT</u>	<u>PAYMENT</u>	<u>BALANCE</u>
GENERAL FUND								
2020 Series A1 Bonds	2021	2037	4.00%	\$	3,790,000	\$ 65,000	\$ 82,650	\$ 3,725,000
2020 Series B Bonds	2021	2028	4.27%	\$	1,110,000	\$ 270,000	\$ 15,418	\$ 840,000
2020 Series A2 Bonds	2021	2037	3.00%	\$	980,000	\$ 65,000	\$ 20,250	\$ 915,000
					\$ -	\$ -	\$ -	\$ -
					<u>\$ 5,880,000</u>	<u>\$ 400,000</u>	<u>\$ 118,318</u>	<u>\$ 5,480,000</u>

Water & Sewer Fund

2020 Series C Bonds	0.80534	2050	4.00%	\$	28,215,000	\$ 610,000	\$ 636,166	\$ 27,605,000
Catoosa's Share	0.19466				\$ 5,487,483	\$ 118,743	\$ 123,836	\$ 5,368,740
					<u>\$ 22,727,517</u>	<u>\$ 491,257</u>	<u>\$ 512,330</u>	<u>\$ 22,236,260</u>
2020 Sries D Bonds		2027	4.19%	\$	620,000	\$ 210,000	\$ 7,936	\$ 410,000
					<u>\$ 23,347,517</u>	<u>\$ 701,257</u>	<u>\$ 520,266</u>	<u>\$ 22,646,260</u>

CATOOSA

2020 Series C Bonds		2050	4.00%	\$	5,487,483	\$ 118,743	\$ 123,836	\$ 5,368,740
5/20/2021 RUD Plateau tank	40 yrs	2061	1.75	\$	857,355	\$ 16,380	\$ 14,591	\$ 857,355
4/11/2022 RUD Plateau tank		40	2061	1.5	\$ 301,796	\$ 5,896	\$ 4,490	\$ 301,796
					<u>\$ 6,344,838</u>	<u>\$ 135,123</u>	<u>\$ 138,427</u>	<u>\$ 6,226,095</u>

TOTALS (WATER & SEWER FUND) \$ 29,692,355 \$ 836,380 \$ 658,693 \$ 28,872,355

TOTAL ALL FUNDS \$ 35,572,355 \$ 1,236,380 \$ 777,011 \$ 34,352,355

Grant Agency	Project	ARRA	Amount			Money Spent	Money Received	To Be Received
			Grant	Local	Total			
AWARDED:								
Dept. of Justice THSO Alcohol Saturation/Checkpoint Grant	Bulletproof vests	No	\$ 2,200.00	\$ 2,200.00	\$ 4,400.00			
HIDTA	Alcohol Saturation- Drug Task Force Overtime	No	\$ 20,000.00	\$ -	\$ 20,000.00		\$ 372.49	\$ 19,627.51
TDOT-Aeronautics	Airport Layout Plan		\$ 19,000.00	\$ -	\$ 19,000.00		\$ 977.25	\$ 18,022.75
TDOT-Aeronautics	Airport Lighting Rehab		\$ 190,000.00	\$ 10,000.00	\$ 200,000.00	\$ 215,892.17	\$ 186,847.03	\$ -
TDOT-TAP	Airport Maintenance 23-24		\$ 153,395.00	\$ 1,835.00	\$ 155,230.00	\$ 147,072.61	\$ 146,054.92	\$ -
TDOT-Aeronautics	Downtown Sidewalks/Lights		\$ 2,393,388.00	\$ 757,508.00	\$ 3,150,896.00	\$ 1,198,509.79	\$ 249,646.51	\$ -
TDOT-Aeronautics	Terminal Renovations		\$ 1,062,293.00	\$ 49,723.00	\$ 1,112,016.00	\$ 1,117,072.63	\$ 638,559.85	\$ -
TNECD	Spec Building FY24-25		\$ 15,000.00	\$ -	\$ -	\$ 5,231.29	\$ 4,969.73	\$ 261.56
TOTALS			\$ 3,840,276.00	\$ 771,543.00	\$ 3,549,526.00			