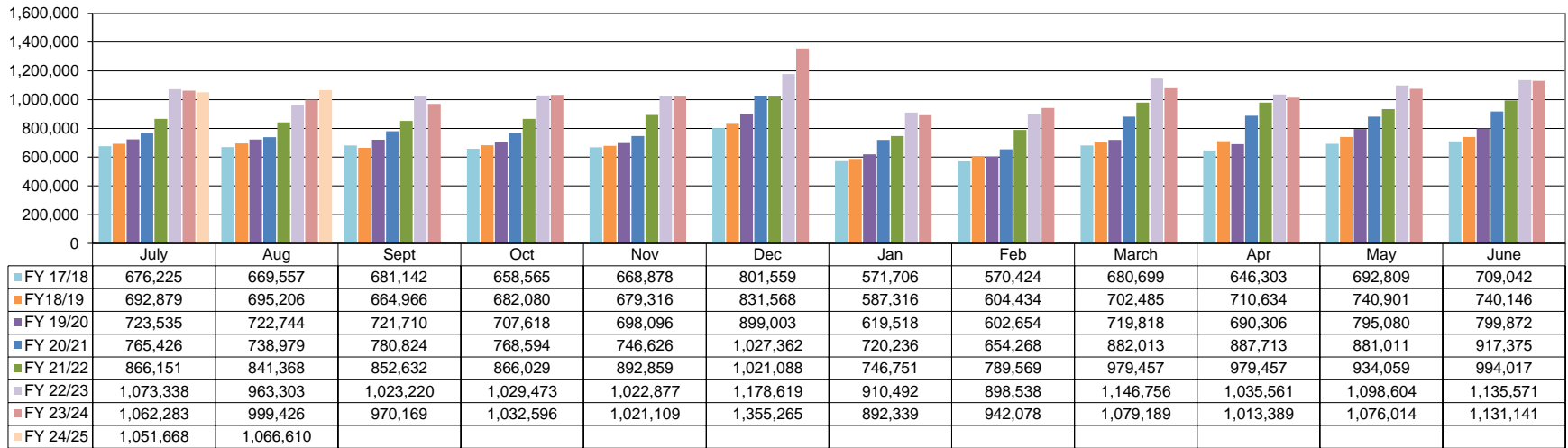
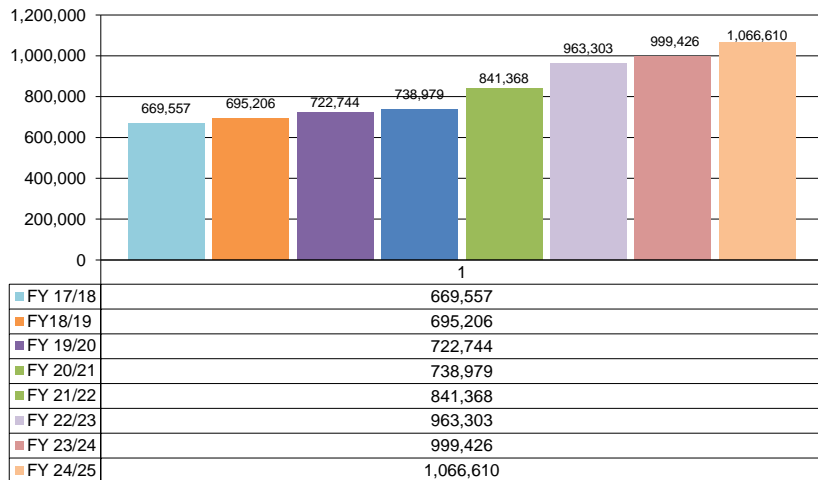


Sales Tax



Sales Tax Revenue Year-to-Date

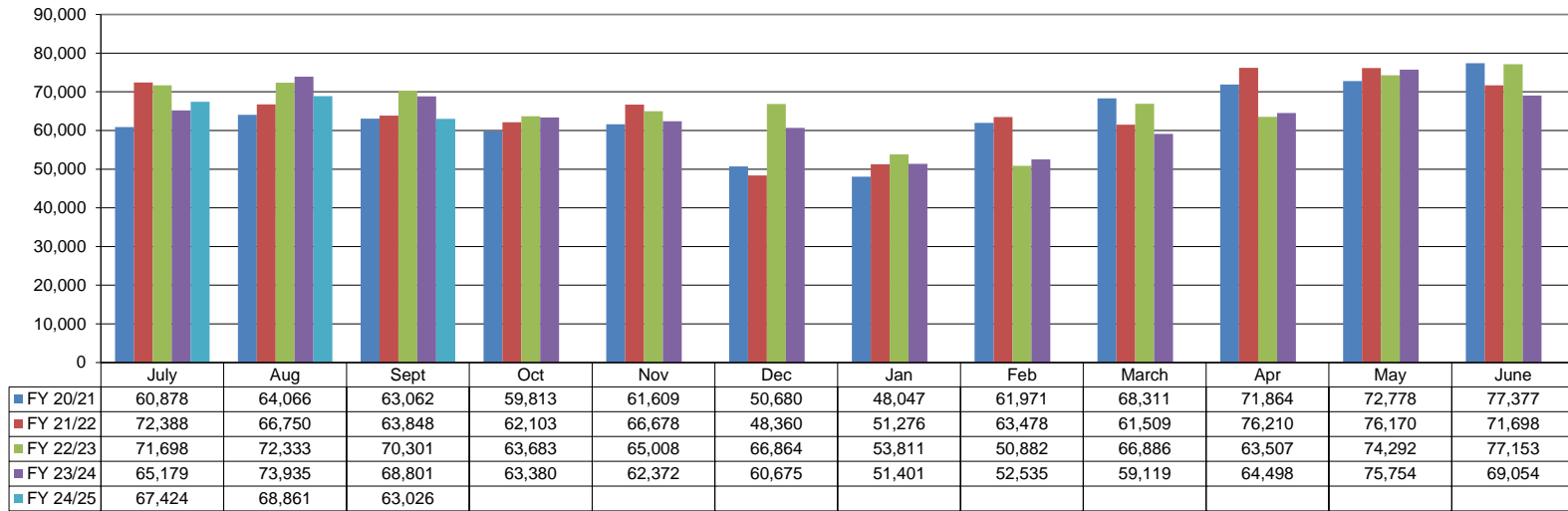


*COLLECTIONS IN THE CITY OF CROSSVILLE

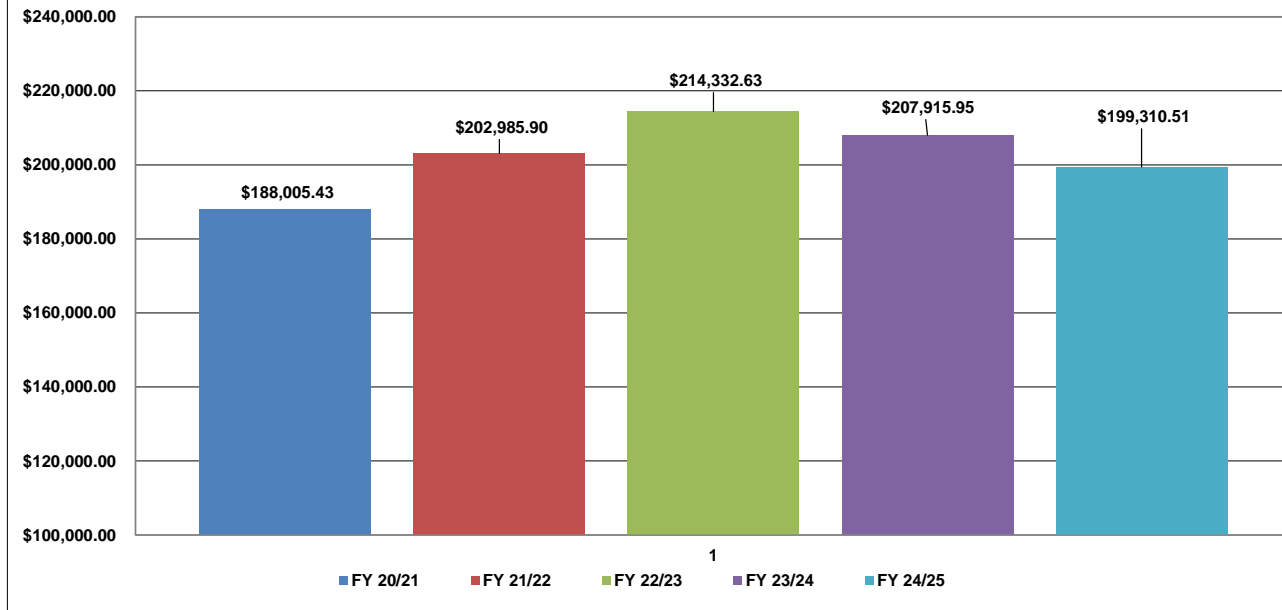
State of TN Cost of Administration	1.125%	\$ 24,307.34
Net Collections (sent to Trustee's office)		\$ 2,136,345.15
Local Option Out of State Distribution		\$ 18,239.00
Trustee of Cumberland County	1%	\$ 21,363.45
Net To Be Distributed		\$ 2,133,220.70
CITY OF CROSSVILLE SPLIT		
Check to City of Crossville		\$ 1,066,610.35
Check to Cumberland County Board of Education		\$ 1,066,610.35

*Totals reported in October but actually collected in August

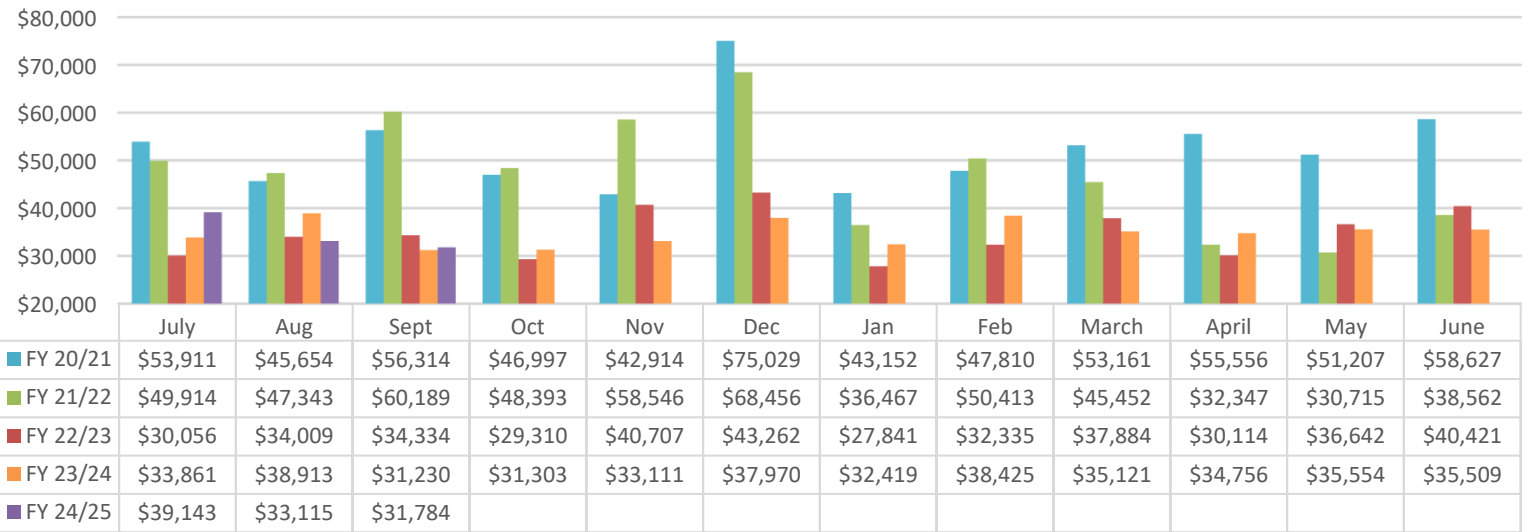
Wholesale Beer Tax



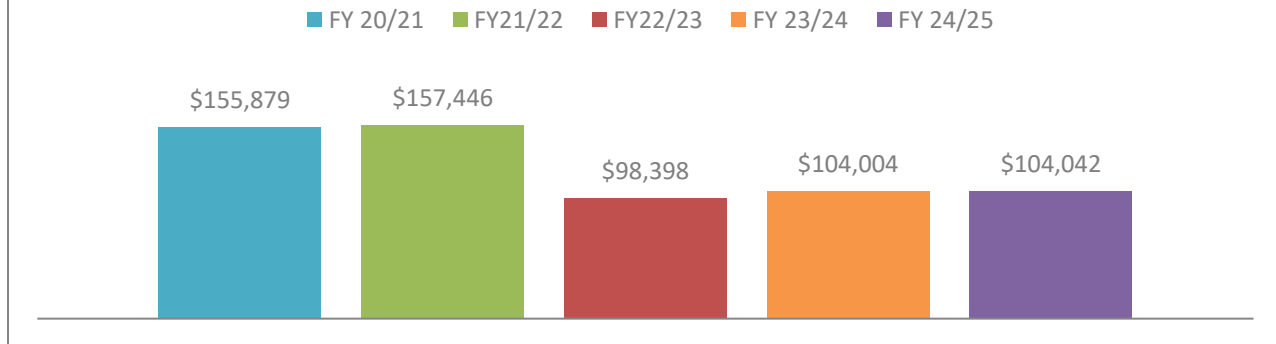
Wholesale Beer Tax Revenue Year To Date



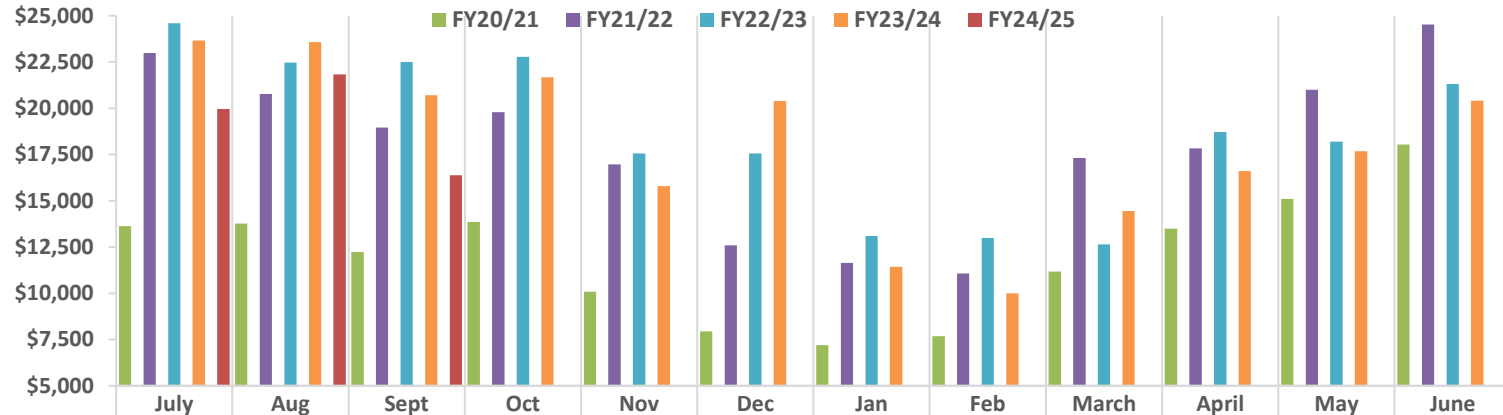
Liquor Tax



Liquor Tax Fiscal Year to Date

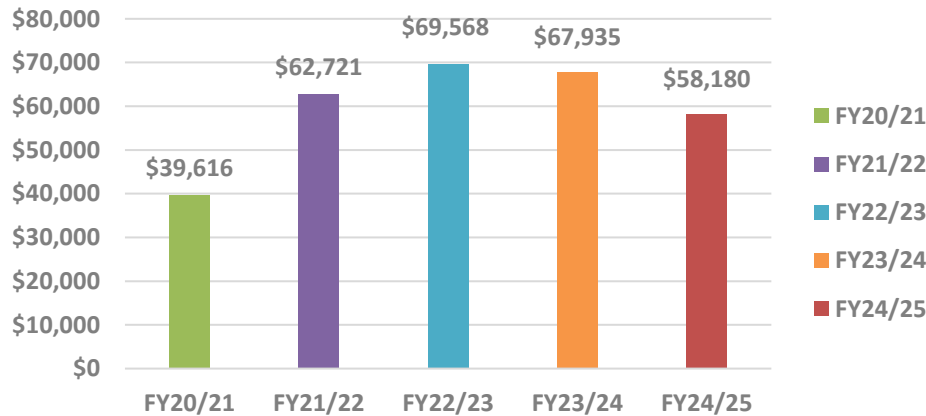


HOTEL OCCUPANCY TAX



FY20/21	\$13,626	\$13,762	\$12,228	\$13,859	\$10,089	\$7,934	\$7,194	\$7,674	\$11,174	\$13,495	\$15,107	\$18,045
FY21/22	\$22,989	\$20,773	\$18,959	\$19,785	\$16,977	\$12,596	\$11,645	\$11,066	\$17,324	\$17,832	\$21,000	\$24,535
FY22/23	\$24,596	\$22,474	\$22,499	\$22,779	\$17,560	\$17,560	\$13,095	\$12,993	\$12,646	\$18,716	\$18,192	\$21,317
FY23/24	\$23,661	\$23,574	\$20,700	\$21,667	\$15,791	\$20,389	\$11,442	\$10,003	\$14,439	\$16,610	\$17,676	\$20,420
FY24/25	\$19,970	\$21,829	\$16,380									

Hotel Occupancy Tax - Year to Date



Monthly Stats
October 2024

CITATIONS		OFFENSES		ARRESTS	
Ran Stop Sign	1	Burglary	4	Theft from Vehicle	1
Speeding	35	Theft from Vehicle	4	Theft All Other	1
Seatbelt Violation	8	Theft from Building	2	Shoplifting	5
Improper Passing	1	Theft All Other	3	Assault	3
Texting While Driving	3	Weapons Law Violation	1	Domestic Assault	8
Insurance Violation	13	Fraud	4	Viol. OP/Bond Conditions	4
Registration Violation	18	Assault	2	Resist/Evading Arrest	4
Light Law Violation	13	Shoplifting	3	Drug Violation	10
Improper Use of Lane	1	Drug Violation	2	Drug Equipment	7
Ran Traffic Light	1	Lost Property	10	DUI	6
Impeding Traffic	1	Vandalism	2	Hit & Run	2
		Embezzlement	1	DOR/DOS/No DL	8
		Dog Bite	1	Wepons Law Violation	7
		Counterfeit	1	Public Intoxication	11
		Theft of Vehicle Parts	2	Criminal Trespass	2
		Drug Equipment	1	Vandalism	1
		Domestic Assault	1	Criminal Impersonation	4
		Viol. OP/Bond Condition	1	Traffic Violations	4
		Property Damage	1	Disorderly Conduct	1
		Forcible Fondling	1	Warrant	36
		Recovery	2	Reckless Endangerment	4
		Vehicle Theft	2	Misuse of 911	1
		Arson	1	Tampering with Evidence	1
		Sexual Assault	1	Underage Consumption	1
		Hit & Run	2	Obstruction of Legal Writ	1
		Overdose	1		
		Extortion	1		
TOTAL	95	TOTAL	57		
SPEED WARNINGS	6	JUVENILE ARRESTS		TOTAL	133
WARNINGS	5	Vaping Violation	9	SOCIAL SERVICES	
Accidents		Resist/Evade Arrest	3	VICTIM CONTACTS	8
Fatality	0	DUI	1	INFO/REFERAL/SERVICES	7
With Injury	14	Assault	10	ROAD CALLS	2011
Without Injury	21	Underage Consumption	2	SCHOOL CALLS	1289
Minor	75	Threats of Mass Viol.	2	ANIMAL CONTROL CALLS	34
TOTAL	110	TOTAL	27	TOTAL CALLS	3334

* October 5th provided security and crowd control from Fly In.

* October 24th participated in THSO Checkpoint in Benton, TN.

* October 26th participated in Drug Take Back.

SRO Monthly Report
October 2024

ACTIVITY		Martin	CCHS	SMHS	Phoenix	TOTAL
OFFENSE REPORTS		0	13	6	0	19
INCCIDENT REPORTS		1	4	4	7	16
ACCIDENT REPORTS		0	0	0	0	0
ARREST/CITATIONS ISSUED		1	13	6	6	26
ASSAULT		0	4	4	2	10
AGGRAVATED ASSAULT		0	0	0	0	0
DISORDERLY CONDUCT		0	3	0	1	4
VANDALISM		0	0	0	0	0
THEFT RELATED		0	0	0	0	0
WEAPON RELATED		0	0	0	0	0
TRAFFIC RELATED		0	0	0	0	0
ALCOHOL RELATED						
	POSSESSION	0	0	0	0	0
	UNDER INFLUENCE	0	0	0	0	0
TOBACCO RELATED						
	VAPE	1	3	2	2	8
	VAPE THC	0	3	0	0	3
DRUG RELATED						
	POSSESSION	0	0	0	0	0
	UNDER INFLUENCE	0	0	0	0	0
CONSULTATION SESSIONS						
WITH	STUDENTS	55	144	372	68	639
	PARENTS	18	32	110	5	165
	FACULTY	75	75	183	5	338
X-CURRICULAR ACTIVITIES		0	0	3	0	3
SCHOOL RELATED MEETINGS		0	0	1	0	1
TRAINING/RESEARCH		2	0	1	0	3
STUDENT SERVICES		29	4	2	0	35
CLASSROOM INSTRUCTION		0	0	12	0	12
UNSECURE DOORS		0	7	0	0	7
TOTALS		182	305	706	96	1289

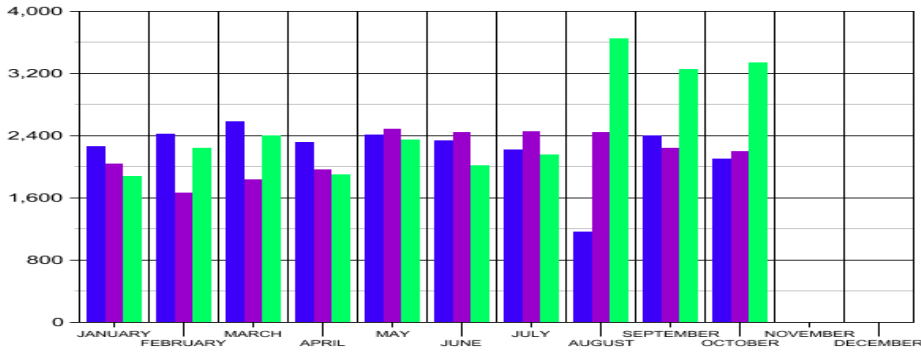


CROSSVILLE POLICE DEPARTMENT STAT COMPARISONS

YEAR TO YEAR— JUNE 2024

■ ■ ■
2022 2023 2024

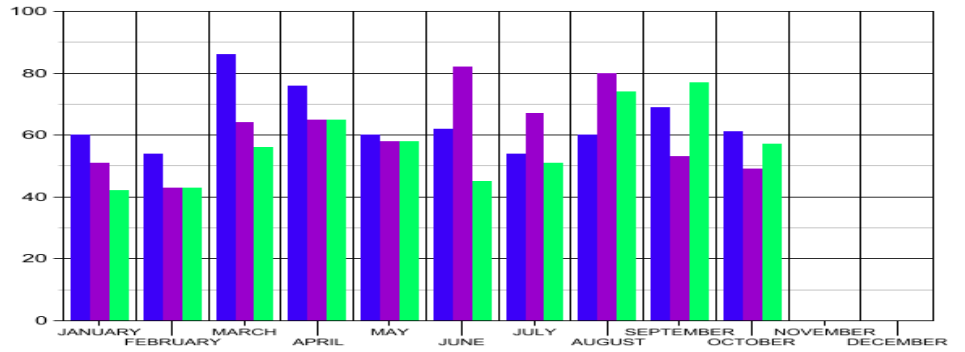
TOTAL CALLS



CALLS

2022—22,208 2023—21,748 2024—25,159

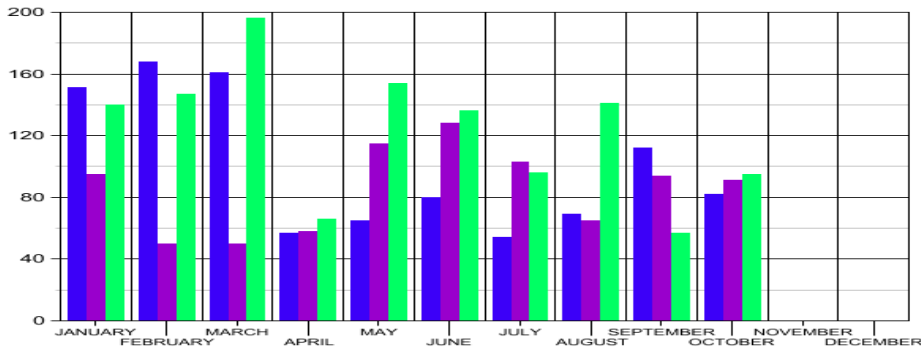
TOTAL OFFENSES



OFFENSES

2022—642 2023—612 2024—568

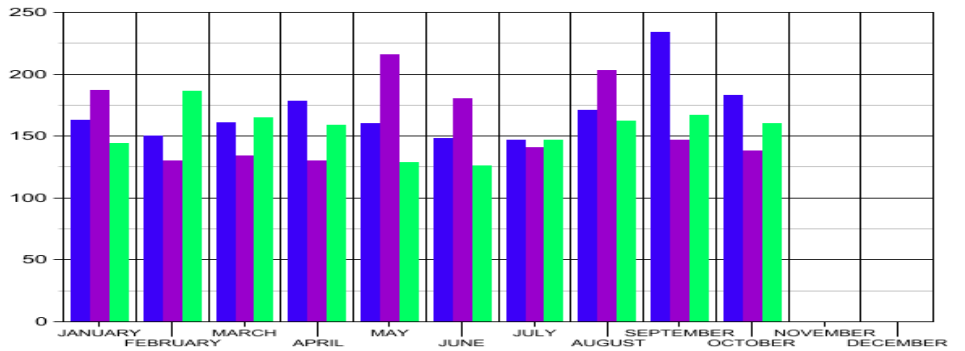
TOTAL CITATIONS



CITATIONS

2022—981 2023—834 2024—1,227

TOTAL ARREST



ARREST

2022—1,794 2023—1,570 2024—1,527



CROSSVILLE POLICE DEPARTMENT

STAT COMPARISONS

OCT 24 TOTAL CALLS - 3,334

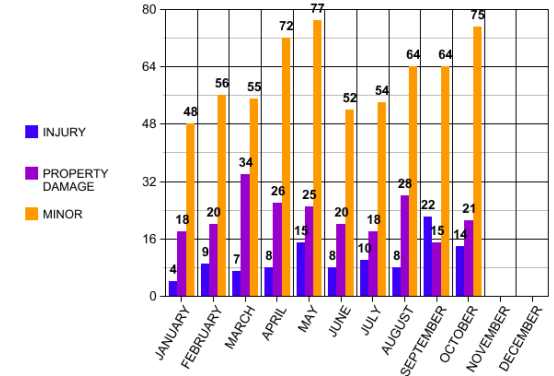
SEPT 24 TOTAL CALLS - 3,248

YEAR TO DATE - 25,159

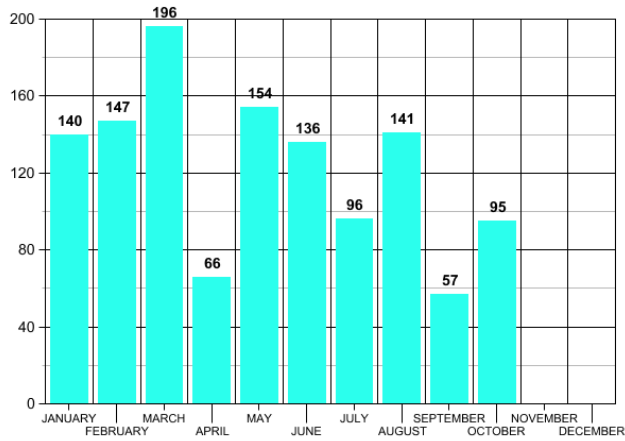
SPECIAL EVENTS

**Fly In
Thso Checkpoint
Drug Take Back**

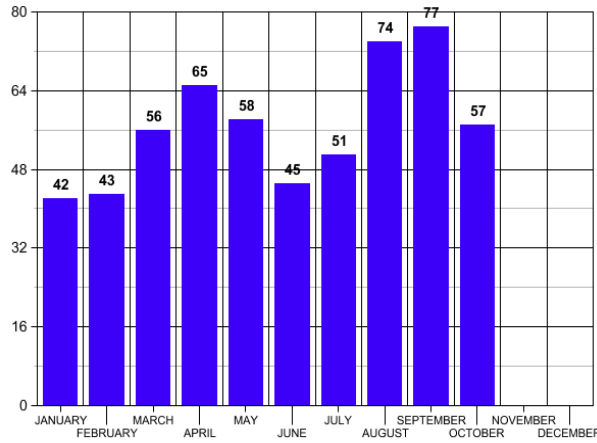
MONTHLY ACCIDENTS



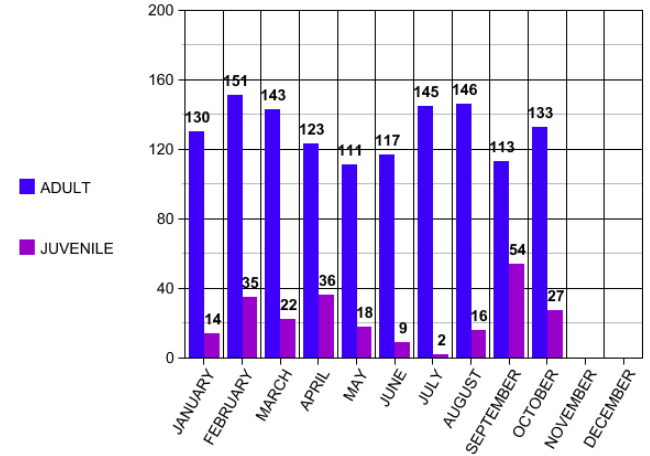
MONTHLY CITATIONS



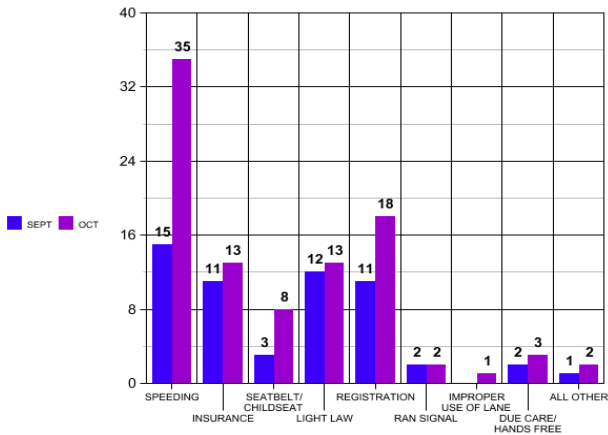
MONTHLY OFFENSES



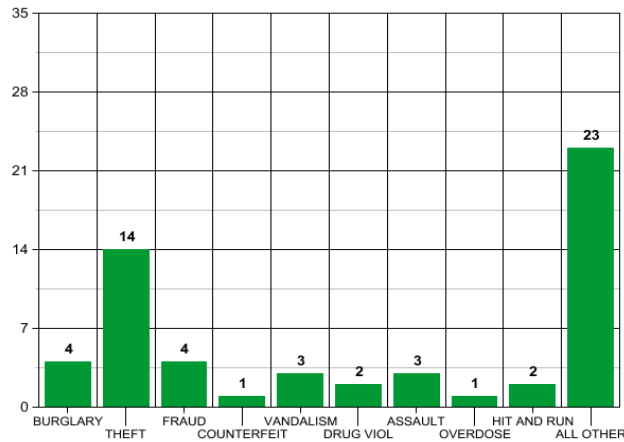
MONTHLY ARREST



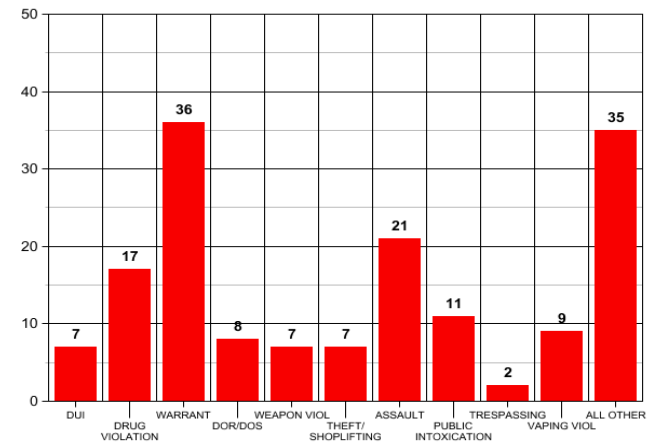
PREVIOUS MONTH CITATION COMPARISON



OFFENSE BY CATEGORY



ARREST BY CATEGORY



Crossville Fire Dept.

Crossville, TN

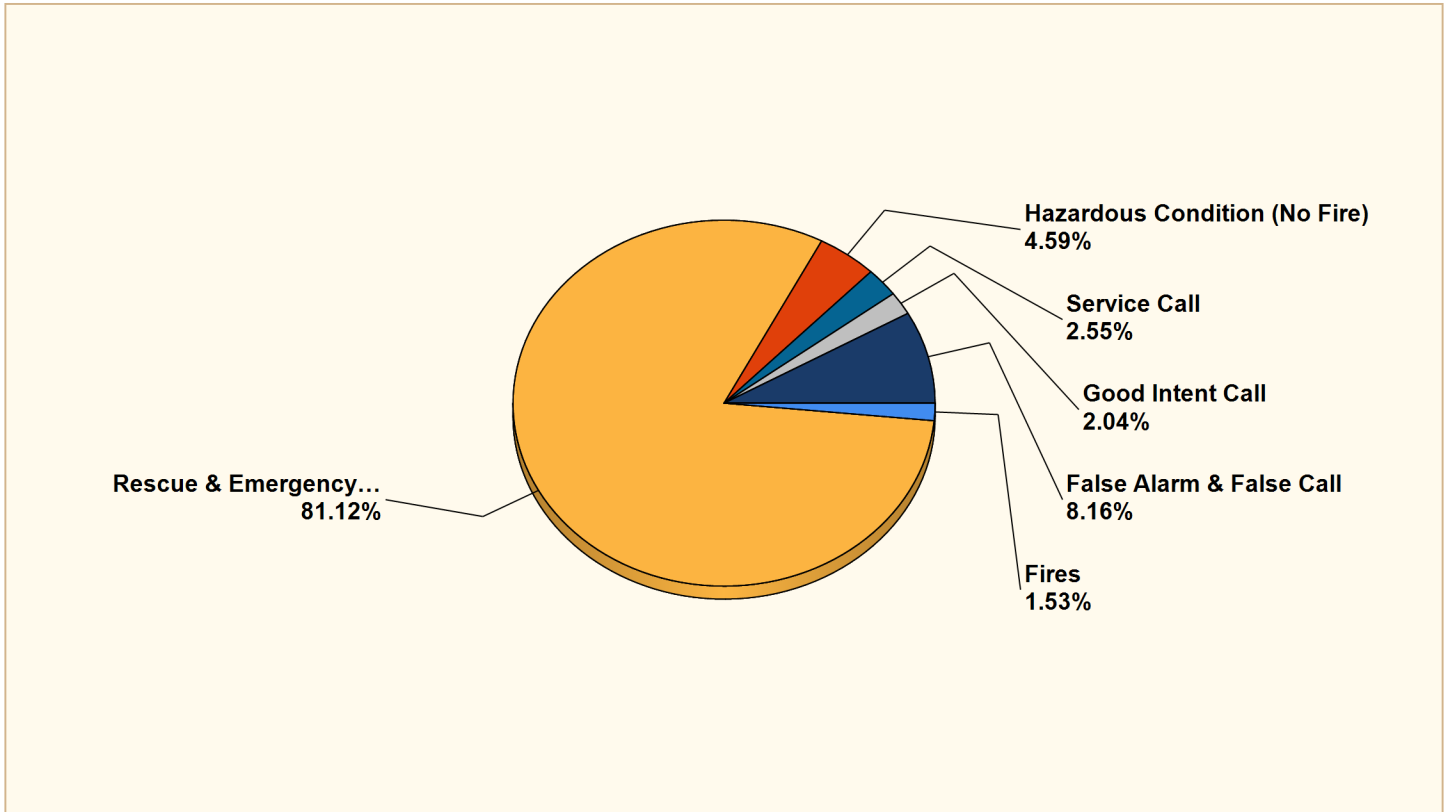
This report was generated on 11/1/2024 7:51:35 AM

CROSSVILLE



Breakdown by Major Incident Types for Date Range

Zone(s): All Zones | Start Date: 10/01/2024 | End Date: 10/31/2024



MAJOR INCIDENT TYPE	# INCIDENTS	% of TOTAL
Fires	3	1.53%
Rescue & Emergency Medical Service	159	81.12%
Hazardous Condition (No Fire)	9	4.59%
Service Call	5	2.55%
Good Intent Call	4	2.04%
False Alarm & False Call	16	8.16%
TOTAL	196	100%

Only REVIEWED and/or LOCKED IMPORTED incidents are included. Summary results for a major incident type are not displayed if the count is zero.



Detailed Breakdown by Incident Type

INCIDENT TYPE	# INCIDENTS	% of TOTAL
111 - Building fire	1	0.51%
131 - Passenger vehicle fire	1	0.51%
141 - Forest, woods or wildland fire	1	0.51%
300 - Rescue, EMS incident, other	1	0.51%
311 - Medical assist, assist EMS crew	1	0.51%
320 - Emergency medical service, other	1	0.51%
321 - EMS call, excluding vehicle accident with injury	140	71.43%
322 - Motor vehicle accident with injuries	14	7.14%
324 - Motor vehicle accident with no injuries.	1	0.51%
341 - Search for person on land	1	0.51%
411 - Gasoline or other flammable liquid spill	3	1.53%
412 - Gas leak (natural gas or LPG)	2	1.02%
413 - Oil or other combustible liquid spill	1	0.51%
422 - Chemical spill or leak	1	0.51%
440 - Electrical wiring/equipment problem, other	2	1.02%
500 - Service Call, other	3	1.53%
551 - Assist police or other governmental agency	1	0.51%
561 - Unauthorized burning	1	0.51%
611 - Dispatched & cancelled en route	3	1.53%
671 - HazMat release investigation w/no HazMat	1	0.51%
700 - False alarm or false call, other	1	0.51%
730 - System malfunction, other	1	0.51%
735 - Alarm system sounded due to malfunction	2	1.02%
742 - Extinguishing system activation	1	0.51%
743 - Smoke detector activation, no fire - unintentional	2	1.02%
744 - Detector activation, no fire - unintentional	1	0.51%
745 - Alarm system activation, no fire - unintentional	8	4.08%
TOTAL INCIDENTS:	196	100%

Only REVIEWED and/or LOCKED IMPORTED incidents are included. Summary results for a major incident type are not displayed if the count is zero.



	Consumption	Water loss - flushing	Water loss - leaks	Water loss-fire fighting	Total Internal Use	Unaccounted-for Water	Pumped Water	LOSS %
2023								
January	97,204,700	1,029,288	158,994	1,350	1,189,632	23,639,568	122,033,900	19%
February	99,352,300	280,135	929,232	53,200	1,262,567	7,113,733	107,728,600	7%
March	81,619,500	593,713	2,016,336	500	2,610,549	36,473,251	120,703,300	30%
April	81,438,000	296,889	851,118	6,700	1,154,707	38,405,193	120,997,900	32%
May	94,928,100	323,566	1,962,690	10,200	2,296,456	30,542,044	127,766,600	24%
June	101,422,500	212,007	960,264	27,800	1,200,071	28,538,929	131,161,500	22%
July	99,325,500	28,940	724,620	13,150	766,710	35,603,190	135,695,400	26%
August	105,482,100	788,301	2,702,814	13,140	3,504,255	26,023,945	135,010,300	19%
September	105,282,800	4,188,377	590,844	59,195	4,838,416	11,620,584	121,741,800	10%
October	100,558,800	11,216	1,796,884	64,150	1,872,250	22,794,380	125,225,430	18%
November	105,902,000	97,408	590,078	8,855	696,341	9,398,859	115,997,200	8%
December	98,116,700	0	0	4,000	4,000	25,991,400	124,112,100	21%
2024								
January	88,553,100	378,481	3,495,413	0	3,873,894	39,582,706	132,009,700	30%
February	105,450,600	509,475	141,116	720	651,311	3,165,589	109,267,500	3%
March	90,362,500	293,661	382,776	25,360	701,797	19,023,803	110,088,100	17%
April	89,912,900	23,866	2,199,219	1,800	2,224,885	19,623,215	111,761,000	18%
May	95,249,300	60,692	2,820,340	6,835	2,887,867	22,702,133	120,839,300	19%
June	98,602,900	123,767	2,447,742	30,475	2,601,984	25,893,816	127,098,700	20%
July	115,335,300	238,550	3,193,598	12,180	3,444,328	15,916,372	134,696,000	12%
August	123,053,100	723,971	3,740,784	18,490	4,483,245	5,883,055	133,419,400	4%
September	113,992,200	1,244,809	2,244,280	7,735	3,496,824	3,370,977	120,860,000	3%
October	106,415,200	219,050	4,478,022	8,448	4,705,520	8,171,380	119,292,100	7%
November								
December								
TOTAL:								
6 mos	652,648,000	2,610,839	18,924,765	84,163	21,619,767	81,937,733	756,205,500	11%
12 mos	1,230,945,800	3,913,730	25,733,367	124,898	29,771,995	198,723,305	1,459,441,100	14%

MONTHLY REPORT

Street Department

October 2024

Street Department Work Orders:

- Sweeper Truck
 - Loads of debris - 19, locations - 215
- Reshape shoulders & ditch lines
 - Dayton Avenue
- New culvert installs
 - School Street
 - Old Mail Road
 - Willow Ridge Drive
- Replace culvert
 - Dayton Avenue
- Brush Removal
 - Loads - 33, locations - 194
- Concrete Work
 - Fourth Street, Park Trace, Stanley Street, Holly Tree Drive, Henry Street
- Road/Concrete Sawing
 - Holly Tree Drive
- Crack Sealing
 - Tennessee Avenue
- Patching – Sparta Drive
- Repair Minor Drainage
 - Park Trace, Stanley Street
- Prepare equipment for leaf removal season

Sign and Electrical Maintenance Work Orders:

- Traffic Signal Repair/Maintenance
 - Azalia & Old Lantana Road – Yellow light
 - Peavine @ Town Center – Yellow bulb out
 - 127 @ Industrial Blvd. – Call out
- Electrical Maintenance on Street Lights
 - 127 (By Wells Road)
- Preventive maintenance on signals
 - Miller Avenue & Livingston Road
- Misc. Work with bucket truck – Take down Relay for Life banners
- Sign repair/Maintenance and Fabricating letters
 - 25 Signs/Locations

- Traffic Counters
 - Sparta Drive

Miscellaneous:

- Splash Pad sun shades
- Recreation Center lot
- Turner Park trail – Change out lights
- Digital signs for Children’s program on Main Street
- Duer Soccer Complex lights
- TCAT Ground breaking
- Beeper Call-outs:
 - Red light at 5 Points
 - Red light on flash at E. First & Main Street
 - Red light at Woodlawn & Genesis
- Assistance to other departments:
 - Concrete patch driveway
 - Road closure on Stanley Street

OCTOBER 2024 MONTHLY REPORT

MAINTENANCE DEPARTMENT

GENERAL MAINTENANCE WORK ORDERS COMPLETED: 112

SPECIAL PROJECTS/WORK ORDERS:

- Prepare for ground breaking for the Recreation Center
- Work at and prepare for the Fly-In
- Repair handrail at Warner 4
- Set-up dog pen for the police department
- Paint the window and door trim at the Palace
- Mow and clean up lot for codes
- Set up one sun shade at Garrison Park

SERVICE TRUCK CALLS: 26

VEHICLE/EQUIPMENT SERVICES AND REPAIRS:

- CODES
 - NONE
- AIRPORT
 - NONE
- CATOOSA
 - Unit 1208 – Radiator assembly, hydra-boost unit.
- FIRE
 - Unit 541 – Service.
- MAINTENANCE
 - Unit 202 – Service.
- WATER TRANSMISSION/SEWER
 - Unit 439 – Service.
 - Unit 403 – Service, front pads, rear pads, glow plug control module, bed marker light, clock spring, DEF heater assembly.
- STREET
 - Unit 615 – Repaired lights.
 - Unit 633 – Service.
 - Unit 629 – Service.
 - Unit 642 – PTO relay.

- POLICE
 - Removed old equipment from fourteen (14) old police vehicles.
 - Unit 01 – Replace tail light bulb, check for codes for engine misfire (none found).
Test drove to troubleshoot source of misfire. No service needed.
 - Unit 43 – Install radar.
 - Unit 40 – Service, air filter.
 - Units 14, 15, 20, 32, 33, 34 – Install police radios.
 - Unit 64 – Service, replace front brakes and rotors.
 - Unit 10 – Service.
- PARKS & RECREATION
 - Unit 720 – Rear wheel cylinders.
 - Unit 753 – Service, wiper blades.
 - Unit 730 – Oil cooler lines, muffler, replace broke motor bolts.
- WATER TREATMENT
 - Unit 903 – Service.
 - Unit 905 – Service.
 - Chevy 2500HD – Service, repaired light wiring.
- IT DEPARTMENT
 - NONE
- EMERGENCY MANAGEMENT
 - NONE
- ENGINEERING
 - NONE
- CEMETERY
 - Cemetery Kubota mower – Service, replaced blades.
- STORM WATER
 - NONE
- VEOLIA
 - Unit 804 – Replaced chain in front auger.
- CENTRAL STAFF
 - NONE

Utility Maintenance

Oct-24
Monthly Report

Locations: 373

Backflows Tested: 28

Grinder Pumps Sold: 4

Preliminary Inspections: 4

Final Inspections: 3

Replacement Pumps 4

Grinder Pumps Repairs 20

<u>Meter:</u>	Turn-Ons	29
	Turn-Offs	32
	Occupant Changes	71
	Reinstates	36
	Checks, Replacement, Repair	22
	Water Taps	4
	Main Line Leaks	8
	Service Repairs	4

Total Water Loss: 2,185,737.1 gallons

Sewer Taps 2

Sewer Line Repairs 8

Graves 3

<u>Pipe Installed</u>	92' of 3/4" copper
	5' of 1" copper
	0' of 2" copper
	24' of 6" PVC
	0' 12" PVC
	9' 2" PVC
	680' of 4" pvc
	0' of 3/4 PVC
	0' of 1" PVC
	0 of 4" HDPE
	0' of 2" HDPE

0' of 10" pvc
0' of 8" pvc

Monthly Summary

Replaced approximately 3 3/4
water meters due to meter or AMR malfunctioning
Read meters, Did service orders and customer complaints
tested 28 backflows devices
done dead end line flushing
fixed water leaks
made water and sewer taps

Water leaks repaired:

90 Holiday Court
68 Sunset Lane
42 Shoreline Drive
44 Old Jamestown Hwy.
White Oak Circle
1251 N. Main Street
370 Scarlett Drive
Hawthorn Circle
264 Camelia Drive
Hickory Hollow Circle
Wild Plum Lane
918 Hwy 68

Water Taps:

324 Wild Plum drive
Park Street
1939 Hwy. 70 East
161 Dewey Drive L.9

Sewer Taps

Park Street
161 Dewey Drive L.9

Sewer Line Repairs:

3381 North Main Street
215 Southgate Drive
131 Netherton Lane
80 Benwick Drive

200 Hawthorn Loop
274 Hawthorn Loop
296 Holly Tree Drive
151 Homestead Drive

Grinder pump finals

141 Skyview Meadow Drive
138 Skyview Meadow Drive
35 Sydnet Court

Grave Services

Kelley and Barbara Amber
Joshua Paul Young
Margie B. Henderson

Next Months Forcast

Replace AMR meters & ERTs as needed
Do water & sewer taps & graves
Repair Grinder pumps & cleanings & maint. checks
Test Backflows
Hydrant testing and/or maintenance
Start sewer line Extension on Canary Drive
Work on finishing dead end line flushing list
Start water and sewer line extensions on North Side drive

October 2024 Maintenance Report

Meadow Park Lake

General Maintenance:

- ❖ Changed monthly water filters for machines
- ❖ Serviced Dehumidifiers
- ❖ Serviced even number motors and pumps
- ❖ Changed caustic tubes in pumps
- ❖ Changed poly tubes in pumps
- ❖ Cleaned out all venturi ports
- ❖ Changed miox tube in #1
- ❖ Cleaned ports for ROF and LOH meters
- ❖ Replaced roof vent fan assembly
- ❖ Repaired water line off the meter to the raw pumphouse

Unexpected Repairs:

- ❖ Miox tube

Continuing Projects:

- ❖ Jesco pump for post miox
- ❖ New bicarb stand for raw pumphouse
- ❖ Fence addition and new gate placement

Holiday Hills

General Maintenance:

- ❖ Changed monthly water filters for machines
- ❖ Serviced Dehumidifiers
- ❖ Serviced even number motors and pumps
- ❖ Changed caustic tubes in pumps
- ❖ Changed poly tubes in pumps
- ❖ Serviced Air pumps
- ❖ Hooked up new poly pump
- ❖ Repaired electric in chem room
- ❖ Service miox machine 1
- ❖ Fixed water valve in miox machine
- ❖ Added more smaller holed fence at the intake to catch leaves

Unexpected Repairs:

- ❖ Valve in miox

Continuing Projects:

- ❖ Pump changeouts and plumbing for pre and post miox

October 2024 Maintenance Report

- ❖ New plumbing and chemical drops in the finished water line in basement
- ❖ Fence moved and new pump storage building
- ❖ Fence repair

CATOOSA DEPARTMENT
WATER LOST
OCTOBER 2024

MASTER PUMPS	WATER PURCHASED		
70-NORTH	12,078,230		
127 HWY	14,190,176		
GENESIS	6,794,300		
62 HWY	0		
TOTAL	33,062,706		
	WATER SOLD		
MASTER PUMP TOTALS	33,062,706		
LESS CUSTOMERS	18,700,700		
LESS 200 ACCOUNTS	5,105,900		
	9,256,106	% of Loss	28%
FIRE DEPARTMENT			
TANK CLEANING & FILLING	-		
METERED FILLING			
METERED FLUSHING	5,425		
UNMETERED FLUSHING	430		
UNMETERED LEAK	2,505,480		
BILL ADJUSTMENTS			
METERED LEAKS			
BULK SALES			
TOTAL	6,744,771	Total % Loss	20%

October 2024 Tournament Information

10/5/2024

- Girl's fastpitch (8u 10u)
 - PGF softball association:
 - 26 Teams from: TN & KY & GA
 - Knoxville, Morristown, Oak Ridge, Kingston, Oliver springs, Maryville, Cookeville, Murray, London, Oglethorpe, Dalton,
 - 21 hotel rooms

10/26/2024 – 10/27/2024

- ALL- IN Soccer Tournament: Spooktacular
 - 40 Teams from: GA, TN, KY, OH, AL, NC
 - 89 Hotel Rooms: (only heard back from 16 of the 39 teams)

Facilities

Centennial Park Shelter 2	\$76.76	3
Centennial Park Shelter 3	\$67.28	2
Crossville Depot Meeting Room	\$628.00	7
Duer Field 12 (State)	\$77.63	1
Pickleball Court 1	\$20.70	5
Pickleball Court 2	\$24.84	6
Pickleball Court 3	\$37.26	9
Pickleball court 4	\$45.54	11
Pickleball Court 5	\$43.47	15
Pickleball Court 6	\$37.12	14
Pickleball Court 7	\$22.77	8
Pickleball Court 8	\$12.42	5
	\$1,093.79	86

POS

Palace	\$5,632.75	1,004
Recreation	\$24.00	8
	\$5,656.75	1,012

Account Credit

Account Credit	\$6.00	1
	\$6.00	1

Palace Events October 2024

PALACE-PRODUCED EVENTS	Event Date	Artist Fee	# Tickets	Ticket Revenue	ACTUAL Ticket	Concessions Revenue	Sound Tech	NET P/L
Movie: The Wolfman	October 1	\$ (225.00)	20	\$100.00	\$ 100.00	\$ 71.00		\$ (54.00)
Movie: Children of the Corn	October 2	\$ (225.00)	27	\$135.00	\$ 135.00	\$ 121.00		\$ 31.00
Movie: Tales from the Crypt	October 3	\$ (225.00)	3	\$15.00	\$ 15.00	\$ 15.00		\$ (195.00)
Movie: Lost Boys	October 3	\$ (225.00)	33	\$ 165.00	\$ 165.00	\$ 159.00		\$ 99.00
Movie: Psycho	October 8	\$ (225.00)	10	\$ 50.00	\$ 50.00	\$ 58.00		\$ (117.00)
Movie: 13 Ghosts	October 10	\$ (225.00)	8	\$ 40.00	\$ 40.00	\$ 21.00		\$ (164.00)
Movie: Sleepy Hollow	October 11	\$ (225.00)	37	\$ 185.00	\$ 185.00	\$ 156.00		\$ 116.00
Melissa Ellis with Wendell Werner*	October 12	\$ (1,064.00)	68	\$ 1,330.00	\$ 1,289.96	\$ 145.00	\$ (200.00)	\$ 170.96
Movie: Halloweentown	October 15	\$ (225.00)	47	\$ 235.00	\$ 235.00	\$ 218.00		\$ 228.00
Movie: Haunted Mansion	October 16	\$ (225.00)	74	\$ 370.00	\$ 370.00	\$ 250.00		\$ 395.00
Movie: Hocus Pocus (2 showings)	October 17	\$ (450.00)	156	\$ 780.00	\$ 780.00	\$ 308.00		\$ 638.00
Movie: Pet Semetary	October 23	\$ (225.00)	1	\$ 5.00	\$ 5.00	\$ 5.00		\$ (215.00)
Movie: Psycho	October 24	\$ (225.00)	30	\$ 150.00	\$ 150.00	\$ 76.00		\$ 1.00
Movie: Child's Play	October 24	\$ (225.00)	7	\$ 35.00	\$ 35.00	\$ 15.00		\$ (175.00)
Soul Sacrifice: A Santana Tribute	October 25	\$ (3,768.00)	228	\$ 5,475.00	\$ 5,275.12	\$ 519.00	\$ (200.00)	\$ 1,826.12
Movie: War of the Worlds	October 29	\$ (225.00)	8	\$ 40.00	\$ 40.00	\$ 28.00		\$ (157.00)
Movie: Misery	October 30	\$ (225.00)	9	\$ 45.00	\$ 45.00	\$ 29.00		\$ (151.00)
Movie: Halloween	October 31	\$ (225.00)	43	\$ 215.00	\$ 215.00	\$ 185.00		\$ 175.00
TOTALS:		\$ (8,657.00)	809	\$9,370.00	\$ 9,130.08	\$ 2,379.00	\$ (400.00)	\$ 2,452.08
* = Ticket splits								
RENTALS	EVENT DATE	RENT	# Tickets	Ticket Revenue	OUR FEES	Concessions Revenue	Sound Tech	NET P/L
Legend of Boggy Creek: UCBF movie event	October 15		154			\$ 412.00		\$ 412.00
Open Mic Night	October 22					\$ 62.00	\$ (125.00)	\$ (63.00)
EMA Storm Spotter Class	October 29		87			\$ 54.00		\$ 54.00
TOTALS:		\$ -	241	\$ -	\$ -	\$ 528.00	\$ (125.00)	\$ 403.00
OTHER	EVENT DATE	RENT/License	# Tickets	Ticket Revenue	NET TICKET REVENUE	Concessions Revenue	Sound Tech	NET P/L
Fourth Grade Tour	10-Oct							
Brown Elementary AR Reward trip	October 25	\$ (225.00)	41			\$ 205.00		\$ (20.00)
TOTALS:		\$ (225.00)	41			\$ 205.00		\$ (20.00)
TOTALS October: 23 events		\$ (8,882.00)	1,091	\$9,370.00	\$ 9,130.08	\$ 3,112.00	\$ (525.00)	\$ 2,835.08

Depot

Date	34757 Gift Shop	34758 Room Rental	21914 Deposit	21521 Sales Tax	34754 Minus CC	11910 Over/Short	Big Foot T Shirts Sold	Tax Exempt Weekend	37199 Returned Check	Donation 37990	37199 - Returned check fee	DCR TOTAL	DCR #
10/01/24	8.00			0.78								8.78	6276
10/01/24		260.00			-260.00								6277
10/02/24	20.00			1.95	-21.95								6286
10/03/24	54.99			5.37	-54.88							5.48	6288
10/04/24	145.00			14.14	-150.36							8.78	6294
10/05/24	44.50			4.34	-37.86							10.98	6295
10/08/24	73.00			7.12	-62.56							17.56	6298
10/08/24		120.00			-120.00								6299
10/09/24	37.50			3.65	-38.41							2.74	6306
10/10/24	130.00			12.68	-94.39							48.29	6307
10/10/24		90.00			-90.00								6308
10/11/24	200.00			19.51	-48.29							171.22	6310
10/12/24	170.00			16.58	-160.24							26.34	6311
10/15/24	153.00			14.91	-167.91								6312
10/16/24	90.00			8.78	-79.02							19.76	6322
10/18/24	33.00			3.21	-33.47							2.74	6338
10/18/24		180.00			-180.00								6339
10/22/24	64.50			6.29	-70.79								6340
10/23/24		60.00			-60.00								6342
10/23/24	16.00			1.57	-17.57								6343
10/24/24	30.50			2.98	-33.48								6346
10/25/24	113.00			5.56	-118.56								6347
10/26/24	118.00			11.50	-129.50								6348
10/29/24	83.00			8.09	-82.31							8.78	6363
10/29/24		90.00			-90.00								6364
10/29/24		-193.00			193.00								6365
TOTAL:	1,583.99	607.00	0.00	149.01	-2,008.55	0.00		0.00	0.00	0.00		331.45	
			Gross Sales:	149.01				0.00					
							Revenue	0.00	Tax	0.00			
								7.00%		0.00			
								2.75%		0.00			
Total Revenue:	2,190.99									0.00	Total Tax	110-21521	149.01
Exempt:	607.00									0.00		Revenue	
Taxable:	1,583.99												149.01
							Revenue + Tax =	0.00					

CODES

Permits Break Down Report

	City & County Mechanical	City & County Plumbing	City Commercial	City Residential	County Commercial	County Residential	Land Disturbance Permits	Sign	Total Permits	County Fees Paid	City Fees Paid	Total Fees Paid
July 2024	35	9	3	11	0	0	3	4	65	\$1,230.00	\$9,315.00	\$10,545.00
August 2024	32	7	5	11	0	0	0	4	59	\$855.00	\$9,187.00	\$10,042.00
September 2024	21	11	8	11	0	0	1	8	60	\$855.00	\$14,909.00	\$15,764.00
October 2024	23	8	5	8	1	1	1	5	52	\$9,529.00	\$6,940.00	\$16,469.00
Total	111	35	21	41	1	1	5	21	236	\$12,469.00	\$40,351.00	\$52,820.00

Engineering Projects Report November 7, 2024

Project	Current Status	Dates
TDOT 127 South Utility Relocation	A final punch list will has been created and the contractor is working on the items.	Target Completion Date June 30, 2024
TDOT 127 North Utility Relocation Section 1	The utilities for this project are almost complete and the Contractor lacks about 400 feet of 6 inch water line which will be installed after a deep cut is excavated.	Target Completion Date June 30, 2025
TDOT 127 North Utility Relocation Section 4 (Fentress Cumberland County Line)	The portion of this project that is the City's water utility relocation is complete and a final punch list will be created after the road work is completed.	Target Completion Date August 31, 2026
TDOT 127 North Utility Relocation Section 2	This project is tentatively scheduled to be bid October \ November 2025.	
TDOT 127 North Utility Relocation Section 3	This project is tentatively scheduled to be bid October \ November 2025.	
Northwest Connector Phase 3	The utilities for this project are complete with the exception of final clean up and relocating the water line at Mizkan's driveway.	Total Completion Date July 21, 2023 Finish from Genesis To Stout May 31, 2022
Northwest Connector Phase 2	All acquisition has been completed by the City. TDOT has certified the ROW and we are now waiting for TDOT to program the construction in the TDOT budget. This project is not in TDOT's three year plan.	
Interstate Drive Extension West of Genesis Road	The ROW plans have been reviewed by TDOT and the Engineer has updated the plans and the acquisition has started.	
Downtown Sidewalks	The Contractor is 95% complete with phase 1.1 and phase 1.2. The Contractor has demoed half of phase 1.3. The asphalt is scheduled for November 11th and 12th on the first two phases The Contractor is currently installing the conduit for the street lights in the phase 1.3. The schedule has been updated on the City's website.	Completion Date May 1st 2025
Old Lantana Road, County Seat and Southbend Waterline Replacement	The City has reviewed the plans and the Engineer is revising the plans. A construction start date will be established once the easements are acquired.	
Quail Hollow Court	The Exhibit "A" document required for the sale of the property will be updated when the Airport Layout Plan is updated.	
Main Street and Lantana Traffic Signal Replacement	The Contractor has completed all of their contract. The City must install all four ADA sidewalk corners in the intersection for the grant to be completed. We think the two eastern corners will be completed by the Downtown Contractor and the City will temporarily repair the west corners so the grant can be closed out.	Completion date August 22, 2024
Fourth Street and West Avenue Traffic Signal Replacement	The ROW plans have been approved by TDOT. A utility coordination meeting is forthcoming. This project has low priorities because the City will not have STP funds to fund construction for three to five years.	
Meadow Park Water Filtration Plant Sewer Project	The Engineer has created the exhibits for the easements. The City is in the process of acquiring the easements.	Schedule will be forthcoming
Raw Water Study (Meadow Park Lake Expansion)	It has been determined that the savings identified by the additional SQT work did not make the TDEC mitigation significantly more financially feasible. The Engineers are now reviewing the process of "ecosystem services" as a process of reducing the amount of mitigation.	
Underwood Street Sidewalk	Acquisition documents will be turned over to the City Attorney so that City Staff can negotiate the acquisitions.	
Airport ALP	The final Airport Layout Plan has approved by the FAA. The City has not received the final approved documents.	
TDOT SR 1 Highway 70 Bridge Replacement (Sparta Highway) Utility Relocation	The contractor started September 11th 2023 and will have the road closed through December 2024. The Contractor has completed about 30% of the water and sewer relocation.	Bid Letting December 9, 2022
TDOT SR 24 Highway 70 North Bridge Replacement Utility Relocation	The City has received revised plans from TDOT and the original water and sewer design will be evaluated in the coming months. This project will be bid December 2024 and will include a road closure.	Bid Letting August 19, 2022 DELAYED
CoLinX Fire Pump and Tank System	All work has been completed and this project will be removed from this list.	
Little Obed Pedestrian Bridge and Greenway	The route has been surveyed and the archeological study has been completed. The City has received the clearance of the CDBG environmental review record.	
Airport Box Hangars	The Whisper Aero hangar is complete and will be removed from this project. The City is awaiting the contracts on the four 60 x 60 hangars before starting the drainage improvements.	
Truck Route	A survey has been posted on Facebook and on the City's website. This is a requirement of the truck restriction.	
Airport Terminal Building	The Contractor has completed the punch list items and the City is waiting on closeout documents and the final pay request.	
Demolition and removal of Buildings on Ford Property	All buildings have been removed and this item will be removed from this list.	
ARPA Sewer I&I Project.	This project is nearly complete with one line replacement, one manhole replacement and five manhole linings remaining.	Completion Date January 12th 2025
Creston Road ARPA Waterline Project	This project is out for bid.	
East Ridge Sewer Extension	The developer has paid the fees and the plans have been approved by TDEC.	
Peavine Sewer Expansion	The plans are finished and the City is acquiring easements for this project.	
Genesis Road and 127 Sewer Expansion	Plans have been approved by TDEC and a TDOT permit has been issued. The City is currently acquiring easements.	
Little Obed Pump Station and Jail Bar Screen Installation	The notice to proceed is set for November 18th. The Completion date is September 14th, 2025.	
New Fire Station 2	A preconstruction meeting has been held and we are waiting on the contractor to start excavation.	
TDOT I-40 Bridge Widening over 70 North	The TDOT plans have changed and the City will currently only be required to install 2 water valves.	
Deer Creek Sewer	Deer Creek's TDEC permit has been approved and the fees have been paid.	
Indian Woods Village Sewer	The fees have been paid and we are waiting on plan submission.	
Water Filtration Plant Upgrade	The switch gear for the main Meadow Park building has been replaced.	
YMCA Indoor Recreation Project	City Staff is reviewing plans and have set a meeting up with the Church of Christ to discuss road changes.	
Private Developments		
The Gardens Phase 8 Plat 3	The City is holding a financial guarantee for a temporary Cul-de-sac or the next phase to start.	
The Gardens Phase 8 Plat 4A	The City is holding a financial guarantee for a temporary Cul-de-sac or the next phase to start.	
Sky View Meadow Subdivision Phase 2 & 3	All roads, water and sewer are complete. The stormwater retention structures have not been completed and the City is holding a financial guarantee for this work.	
Genesis Plaza	The Developer has installed all utilities and has constructed all road improvements for the active phases.	
The Grove	The City is holding a financial guarantee for a temporary Cul-de-sac or the next phase to start.	
Homestead Junction	The City is holding a financial guarantee for road construction that has not started.	

Airport Committee Meeting Report from FBO: November 4, 2024

September 2024 Fuel Flow: 7,748 gallons

Jet A- 5,054

Avgas- 2,694

October 2024 Fuel Flow: 10,780 gallons

Jet A- 5,170

Avgas- 5,610

Last October 2023 Fuel Flow: 8,251 Gallons

Jet A- 4,412

Avgas- 3,839

Fuel sales were up in October over September, slightly for Jet A and double for Avgas. Year over year fuel sales were up 30.6% from last October 2023. Weather was great for flying all month and the airport open house at the beginning of October helped with Avgas sales.

The maintenance shop remains busy and fully booked. We have hired a new maintenance technician increasing our staff from 4 to 5. This is good news since we continue to have a back log of work.

Our team attended the annual Tennessee Aviation Hall of Fame Gala on October 26. John Ellington sponsored a table and invited our Crossville team to attend with him and Azure sponsored a table at the event. You can learn more about the Hall of Fame at their website: <https://www.tnaviationhof.org>. Crossville is home to several Hall of Fame members including Cosby Harrison (Trade A Plane Founder), Curtis "Griz" Watson, John Ellington, and Colonel Ben Welch. The aviation community in Crossville has a rich heritage of significant contributions to aviation in Tennessee and across the country.

A big thank you to Ben Welch for his service on the Airport Committee over the past 5 plus years. Ben has been a tireless advocate of the Crossville Airport donating his time to the committee, to giving tours of the airport, and working on the annual airport open house/ fly-in.

6 Months interest in
November and May
Principal payment in May

					6/30/2024	Due May		6/30/2025
	PAY	INT			LOAN	PRINCIPLE	INTEREST	LOAN
	OUT	RATE			BALANCE	PAYMENT	PAYMENT	BALANCE
GENERAL FUND								
2020 Series A1 Bonds	2021	2037	4.00%	\$	3,790,000	\$ 65,000	\$ 82,650	\$ 3,725,000
2020 Series B Bonds	2021	2028	4.27%	\$	1,110,000	\$ 270,000	\$ 15,418	\$ 840,000
2020 Series A2 Bonds	2021	2037	3.00%	\$	980,000	\$ 65,000	\$ 20,250	\$ 915,000
					\$ -	\$ -	\$ -	\$ -
					<u>\$ 5,880,000</u>	<u>\$ 400,000</u>	<u>\$ 118,318</u>	<u>\$ 5,480,000</u>

Water & Sewer Fund

2020 Series C Bonds	0.80534	2050	4.00%	\$	28,215,000	\$ 610,000	\$ 636,166	\$ 27,605,000
Catoosa's Share	0.19466				\$ 5,487,483	\$ 118,743	\$ 123,836	\$ 5,368,740
					<u>\$ 22,727,517</u>	<u>\$ 491,257</u>	<u>\$ 512,330</u>	<u>\$ 22,236,260</u>
2020 Sries D Bonds		2027	4.19%	\$	620,000	\$ 210,000	\$ 7,936	\$ 410,000
					<u>\$ 23,347,517</u>	<u>\$ 701,257</u>	<u>\$ 520,266</u>	<u>\$ 22,646,260</u>

CATOOSA

2020 Series C Bonds		2050	4.00%	\$	5,487,483	\$ 118,743	\$ 123,836	\$ 5,368,740
5/20/2021 RUD Plateau tank	40 yrs	2061	1.75	\$	857,355	\$ 16,380	\$ 14,591	\$ 857,355
4/11/2022 RUD Plateau tank		40	2061	1.5	\$ 301,796	\$ 5,896	\$ 4,490	\$ 301,796
					<u>\$ 6,344,838</u>	<u>\$ 135,123</u>	<u>\$ 138,427</u>	<u>\$ 6,226,095</u>

TOTALS (WATER & SEWER FUND)

\$ 29,692,355 \$ 836,380 \$ 658,693 \$ 28,872,355

TOTAL ALL FUNDS

\$ 35,572,355 \$ 1,236,380 \$ 777,011 \$ 34,352,355