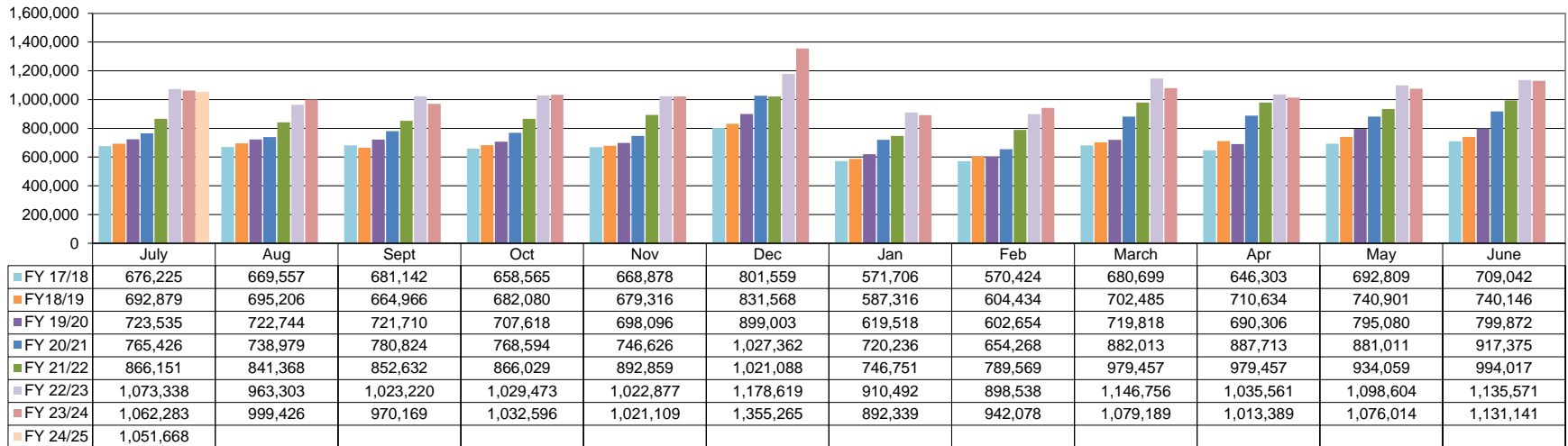
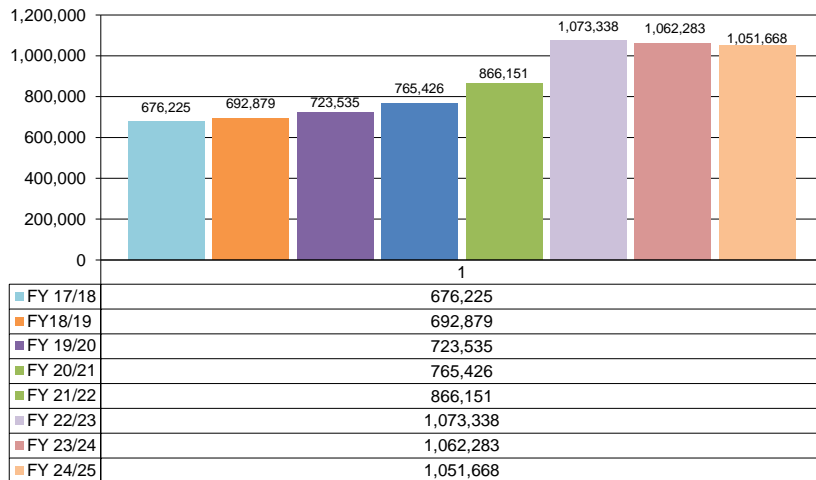


### Sales Tax



### Sales Tax Revenue Year-to-Date

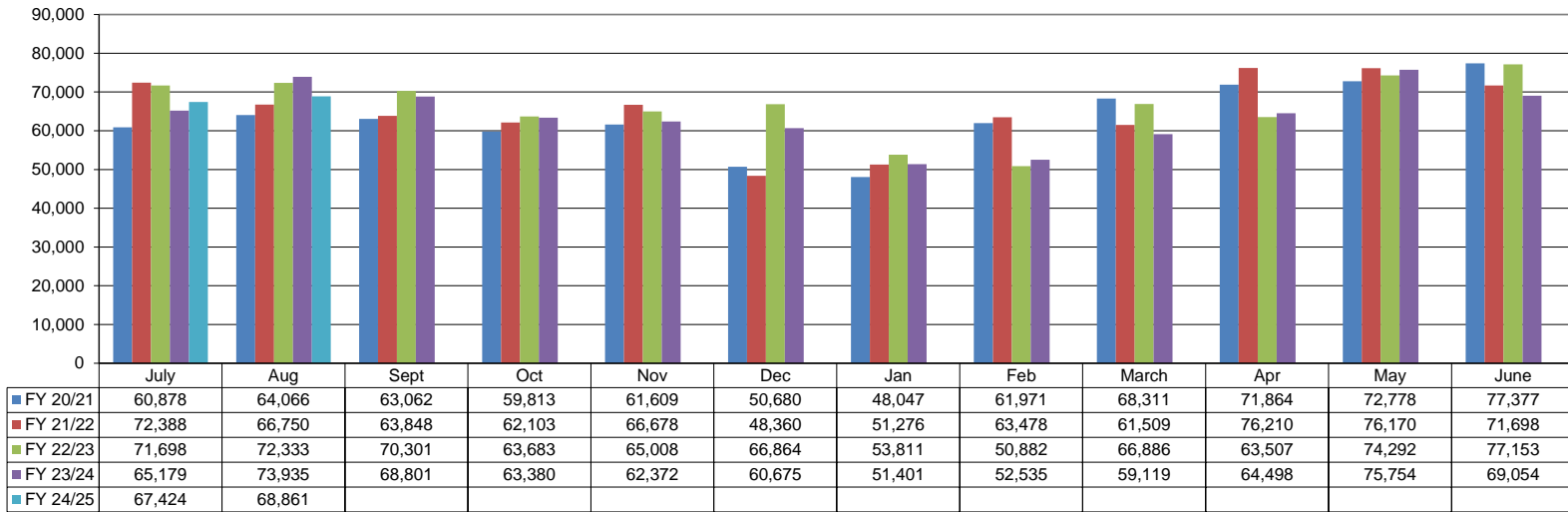


### \*COLLECTIONS IN THE CITY OF CROSSVILLE

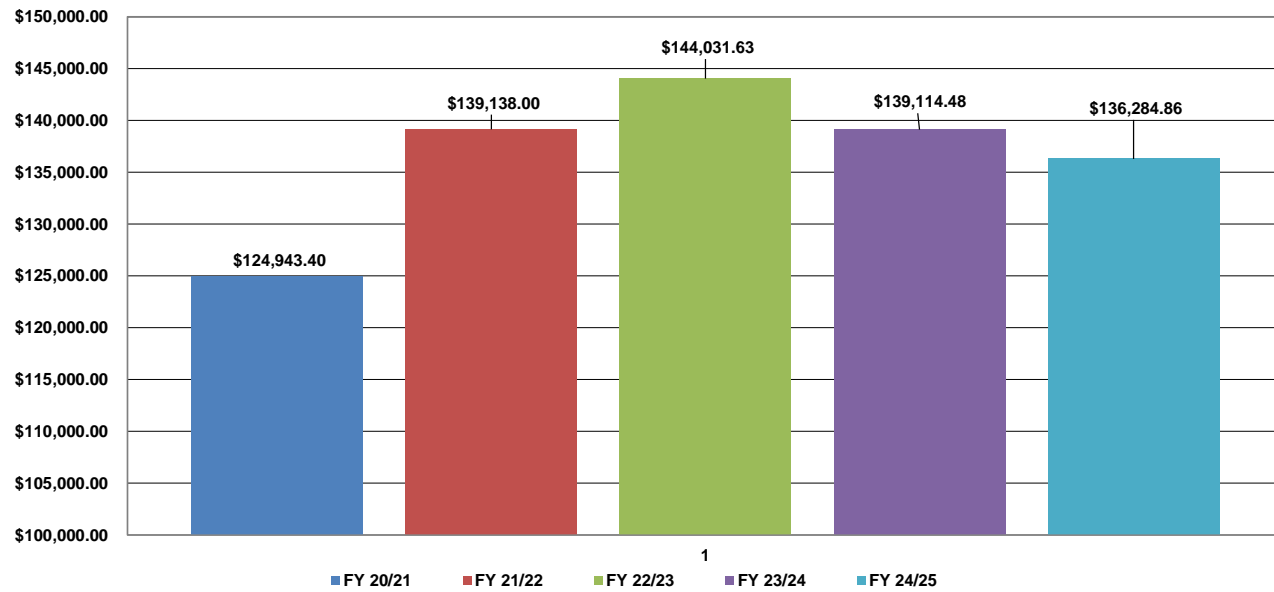
State of TN Cost of Administration	1.125%	\$ 24,128.56
Net Collections (sent to Trustee's office)		\$ 2,120,632.45
Local Option Out of State Distribution		\$ 3,910.64
Trustee of Cumberland County	1%	\$ 21,206.32
Net To Be Distributed		\$ 2,103,336.76
<b>CITY OF CROSSVILLE SPLIT</b>		
Check to City of Crossville		\$ 1,051,668.38
Check to Cumberland County Board of Education		\$ 1,051,668.38

\*Totals reported in September but actually collected in July

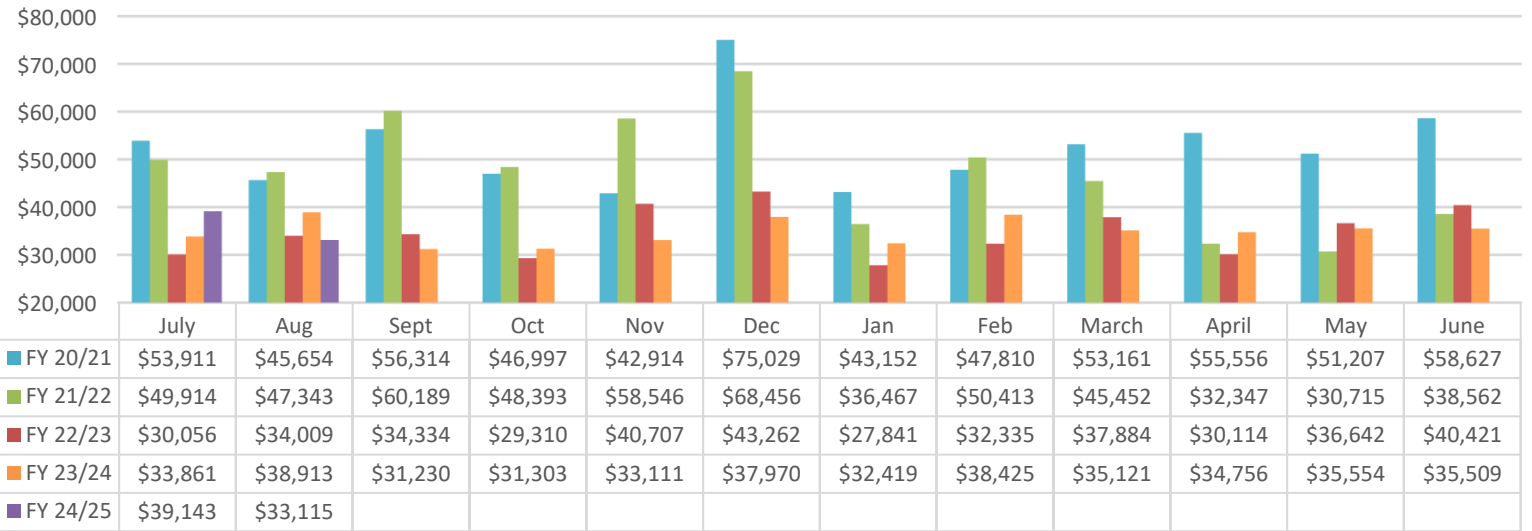
### Wholesale Beer Tax



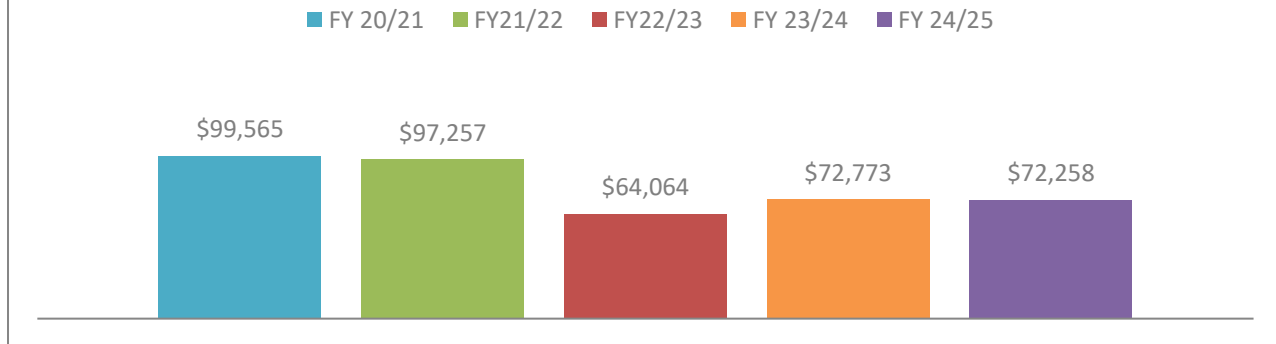
### Wholesale Beer Tax Revenue Year To Date



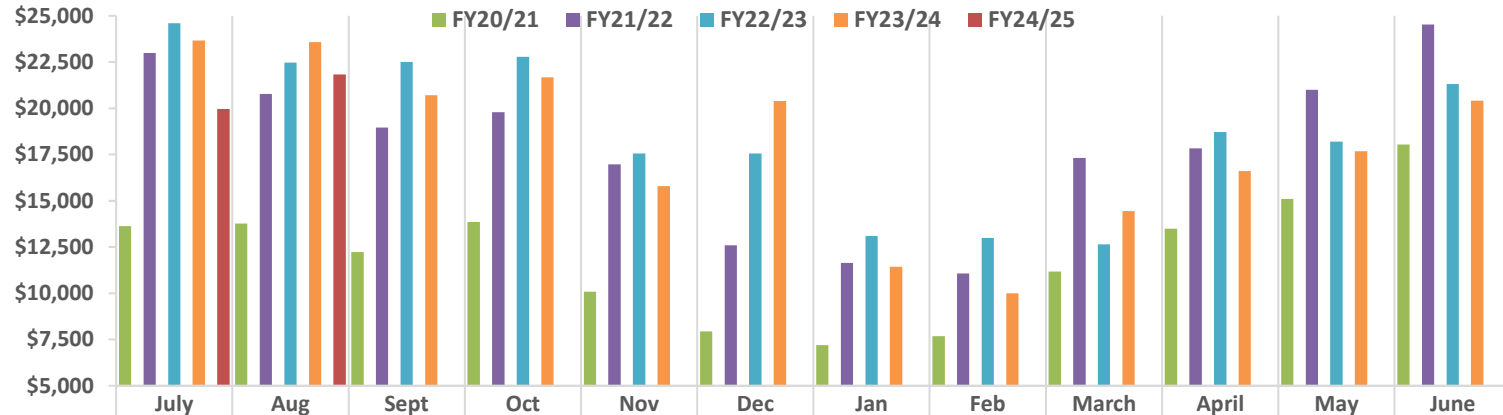
### Liquor Tax



### Liquor Tax Fiscal Year to Date

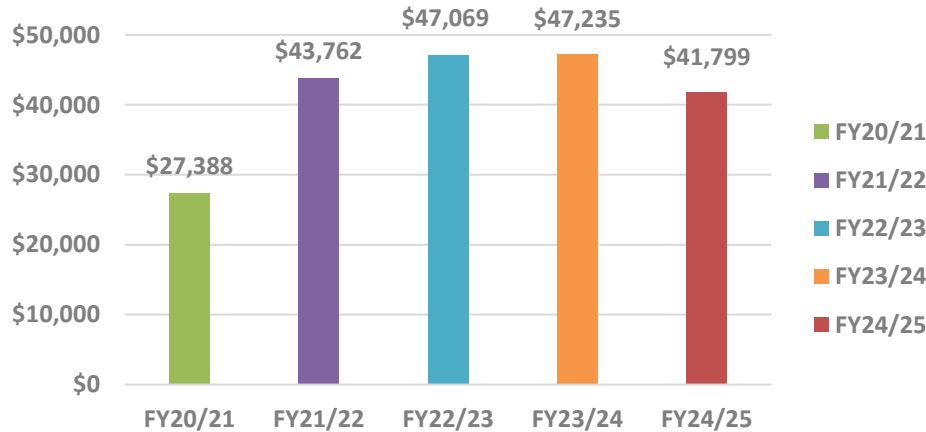


## HOTEL OCCUPANCY TAX



FY20/21	\$13,626	\$13,762	\$12,228	\$13,859	\$10,089	\$7,934	\$7,194	\$7,674	\$11,174	\$13,495	\$15,107	\$18,045
FY21/22	\$22,989	\$20,773	\$18,959	\$19,785	\$16,977	\$12,596	\$11,645	\$11,066	\$17,324	\$17,832	\$21,000	\$24,535
FY22/23	\$24,596	\$22,474	\$22,499	\$22,779	\$17,560	\$17,560	\$13,095	\$12,993	\$12,646	\$18,716	\$18,192	\$21,317
FY23/24	\$23,661	\$23,574	\$20,700	\$21,667	\$15,791	\$20,389	\$11,442	\$10,003	\$14,439	\$16,610	\$17,676	\$20,420
FY24/25	\$19,970	\$21,829										

## Hotel Occupancy Tax - Year to Date



Monthly Stats  
September 2024

CITATIONS		OFFENSES		ARRESTS	
Ran Stop Sign	2	Burglary	9	Burglary	2
Speeding	15	Theft from Vehicle	8	Theft of Vehicle Parts	1
Seatbelt Violation	3	Theft from Building	6	Shoplifting	5
No DL	1	Theft All Other	6	Assault	3
Texting While Driving	1	Weapons Law Violation	1	Domestic Assault	3
Insurance Violation	11	Fraud	9	Viol. OP/Bond Conditions	6
Registration Violation	11	Assault	1	Resist/Evading Arrest	3
Light Law Violation	12	Shoplifting	5	Drug Violation	12
Due Care	1	Drug Violation	3	Drug Equipment	6
		Lost Property	2	DUI	10
		Vandalism	5	Vaping Violation	2
		Embezzlement	1	DOR/DOS/No DL	8
		Dog Bite	1	Wepons Law Violation	5
		Counterfeit	3	Public Intoxication	7
		Robbery	1	Criminal Trespass	6
		Drug Equipment	2	Vandalism	2
		Rape	2	Assault on Officer	1
		Intimidation	2	Traffic Violations	7
		Property Damage	1	Disorderly Conduct	1
		DUI	1	Warrant	18
		Custody Dispute	1	Reckless Driving	1
		Overdose	3	Intro Into Jail	1
		Resisting Arrest	1	Tampering with Evidence	1
		Tampering w/ Evidence	1	Underage Consumption	2
		Hit & Run	1		
		Threats	1		
<b>TOTAL</b>	<b>57</b>	<b>TOTAL</b>	<b>77</b>		
<b>SPEED WARNINGS</b>	<b>3</b>	<b>JUVENILE ARRESTS</b>		<b>TOTAL</b>	<b>113</b>
<b>WARNINGS</b>	<b>6</b>	Vaping Violation	28	<b>SOCIAL SERVICES</b>	
<b>Accidents</b>		Theft All Other	6	<b>VICTIM CONTACTS</b>	<b>10</b>
Fatality	0	DUI	1	<b>INFO/REFERAL/SERVICES</b>	<b>8</b>
With Injury	22	Assault	11	<b>ROAD CALLS</b>	<b>1936</b>
Without Injury	15	Unruly Juvenile	5	<b>SCHOOL CALLS</b>	<b>1250</b>
Minor	64	Intimidation	3	<b>ANIMAL CONTROL CALLS</b>	<b>62</b>
<b>TOTAL</b>	<b>101</b>	<b>TOTAL</b>	<b>54</b>	<b>TOTAL CALLS</b>	<b>3248</b>

\* September 5th provided traffic and crowd control for Taste of Crossville.

SRO Monthly Report  
September 2024

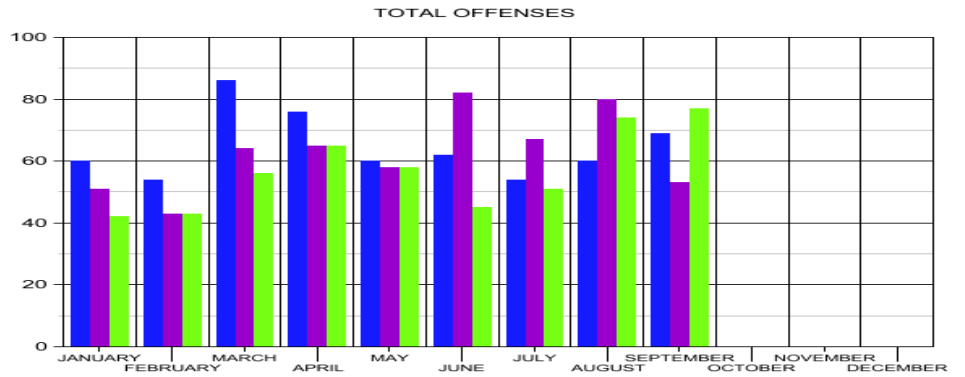
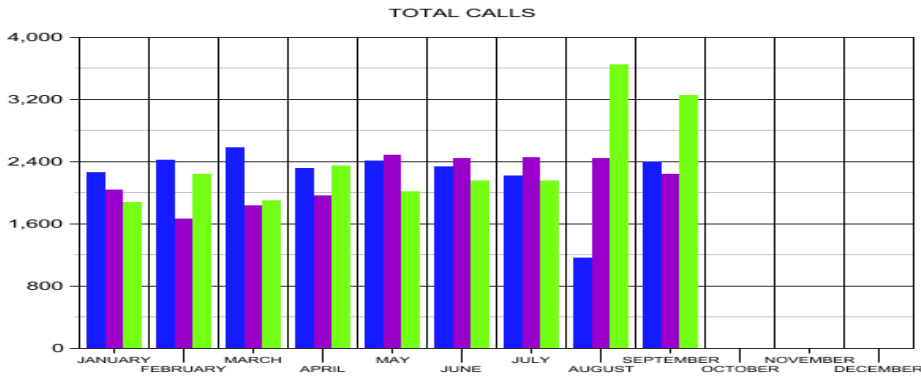
ACTIVITY		Martin	CCHS	SMHS	Phoenix	TOTAL
OFFENSE REPORTS		0	32	10	8	50
INCCIDENT REPORTS		2	1	0	0	3
ACCIDENT REPORTS		0	0	0	0	0
ARREST/CITATIONS ISSUED		2	33	10	6	51
ASSAULT		0	1	0	1	2
AGGRAVATED ASSAULT		0	0	0	0	0
DISORDERLY CONDUCT		1	2	0	1	4
VANDALISM		0	0	0	0	0
THEFT RELATED		1	0	1	0	2
WEAPON RELATED		0	0	0	0	0
TRAFFIC RELATED		0	0	2	0	2
ALCOHOL RELATED						
	POSSESSION	0	0	2	0	2
	UNDER INFLUENCE	0	0	0	0	0
TOBACCO RELATED						
	VAPE	0	37	2	4	43
	VAPE THC	0	7	0	1	8
DRUG RELATED						
	POSSESSION	0	0	2	0	2
	UNDER INFLUENCE	0	0	0	0	0
CONSULTATION SESSIONS						
WITH	STUDENTS	55	136	299	73	563
	PARENTS	25	46	82	13	166
	FACULTY	83	76	122	6	2
X-CURRICULAR ACTIVITIES		0	0	2	0	2
SCHOOL RELATED MEETINGS		0	3	0	1	4
TRAINING/RESEARCH		1	1	0	0	2
STUDENT SERVICES		28	0	0	0	28
CLASSROOM INSTRUCTION		2	0	12	0	14
UNSECURE DOORS		0	15	0	0	15
TOTALS		200	390	546	114	1250



# CROSSVILLE POLICE DEPARTMENT STAT COMPARISONS

## YEAR TO YEAR— JUNE 2024

■ ■ ■  
**2022**    **2023**    **2024**

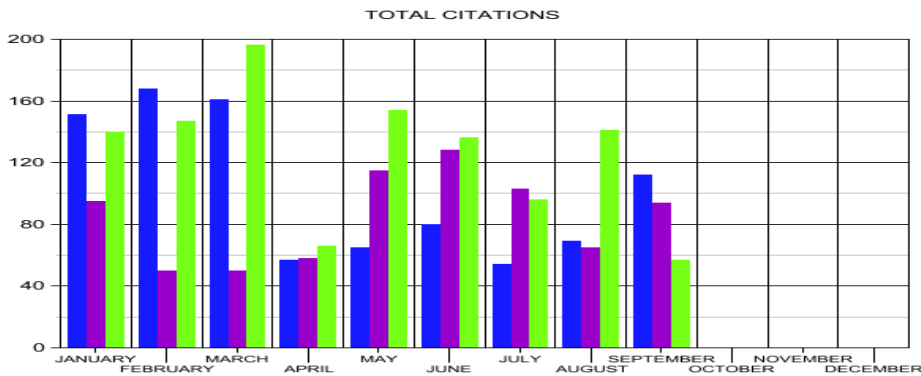


**CALLS**

**2022—20,111    2023—19,550    2024—21,825**

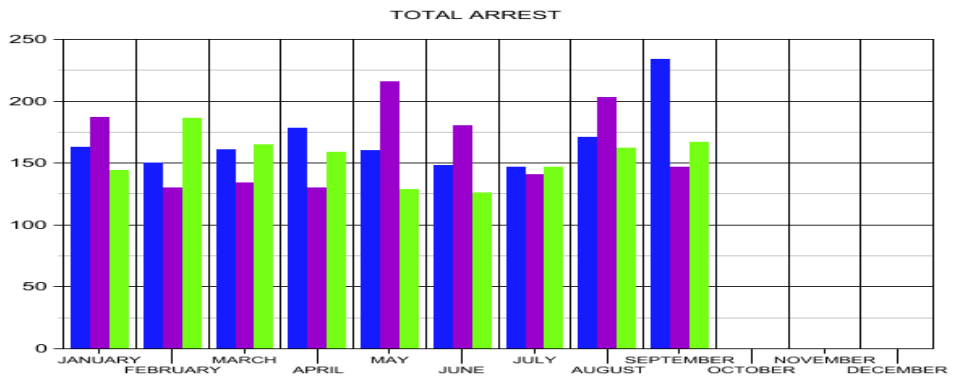
**OFFENSES**

**2022—581    2023—563    2024—511**



**CITATIONS**

**2022—903    2023—746    2024—1,132**



**ARREST**

**2022—1,611    2023—1,432    2024—1,367**



# CROSSVILLE POLICE DEPARTMENT

## STAT COMPARISONS

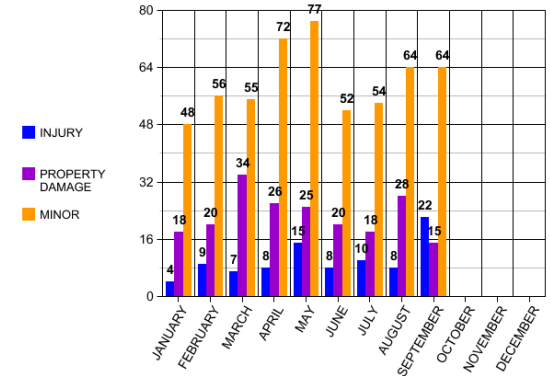
**SEPT 2024 TOTAL CALLS - 3,248**

**AUG 2024 TOTAL CALLS - 3,645**

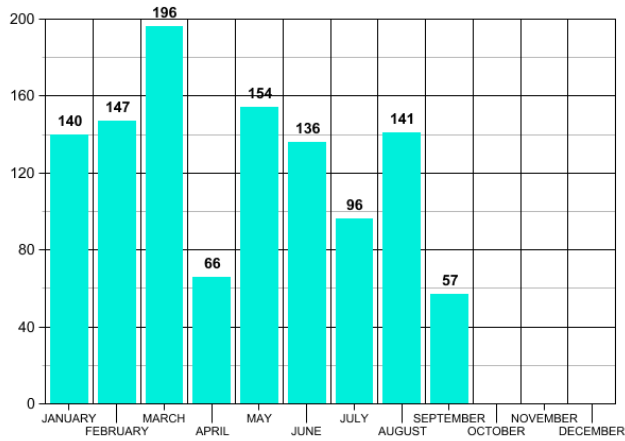
**YEAR TO DATE - 21,825**

## SPECIAL EVENTS TASTE OF CROSSVILLE

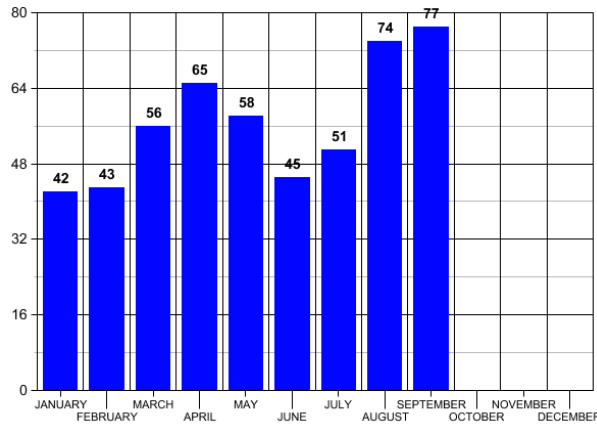
MONTHLY ACCIDENTS



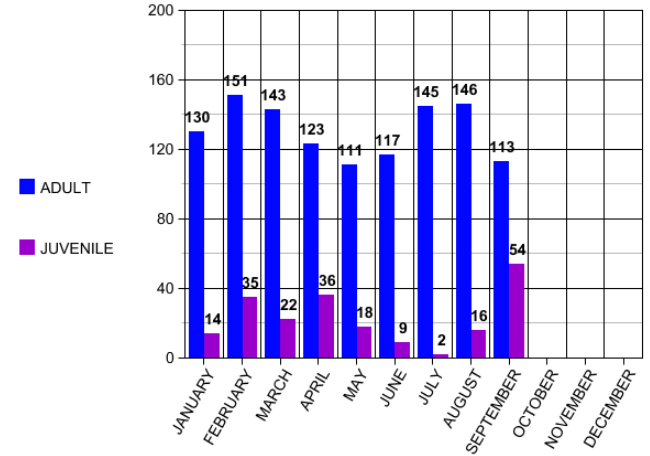
MONTHLY CITATIONS



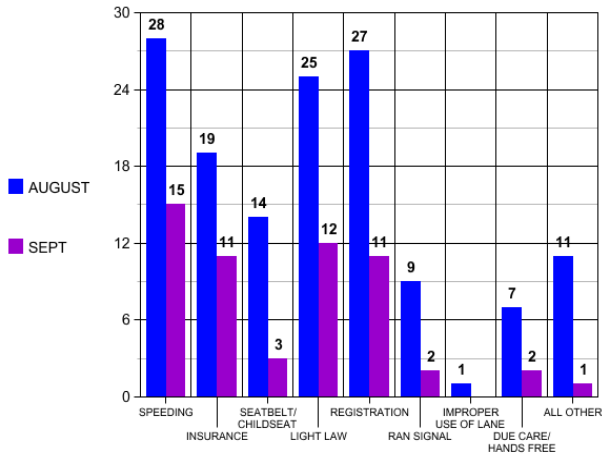
MONTHLY OFFENSES



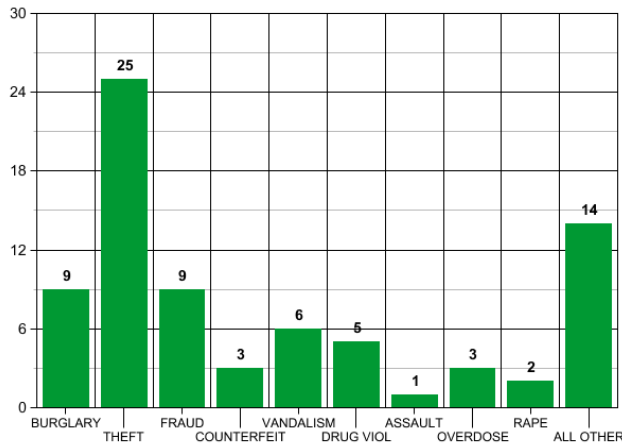
MONTHLY ARREST



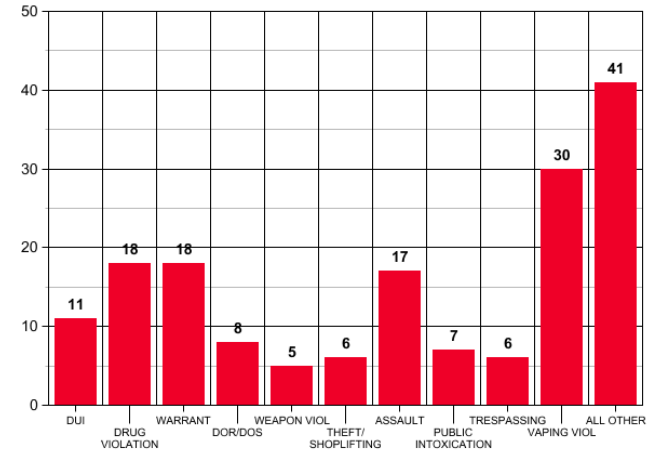
PREVIOUS MONTH CITATION COMPARISON



OFFENSE BY CATEGORY



ARREST BY CATEGORY





# Crossville Fire Dept.

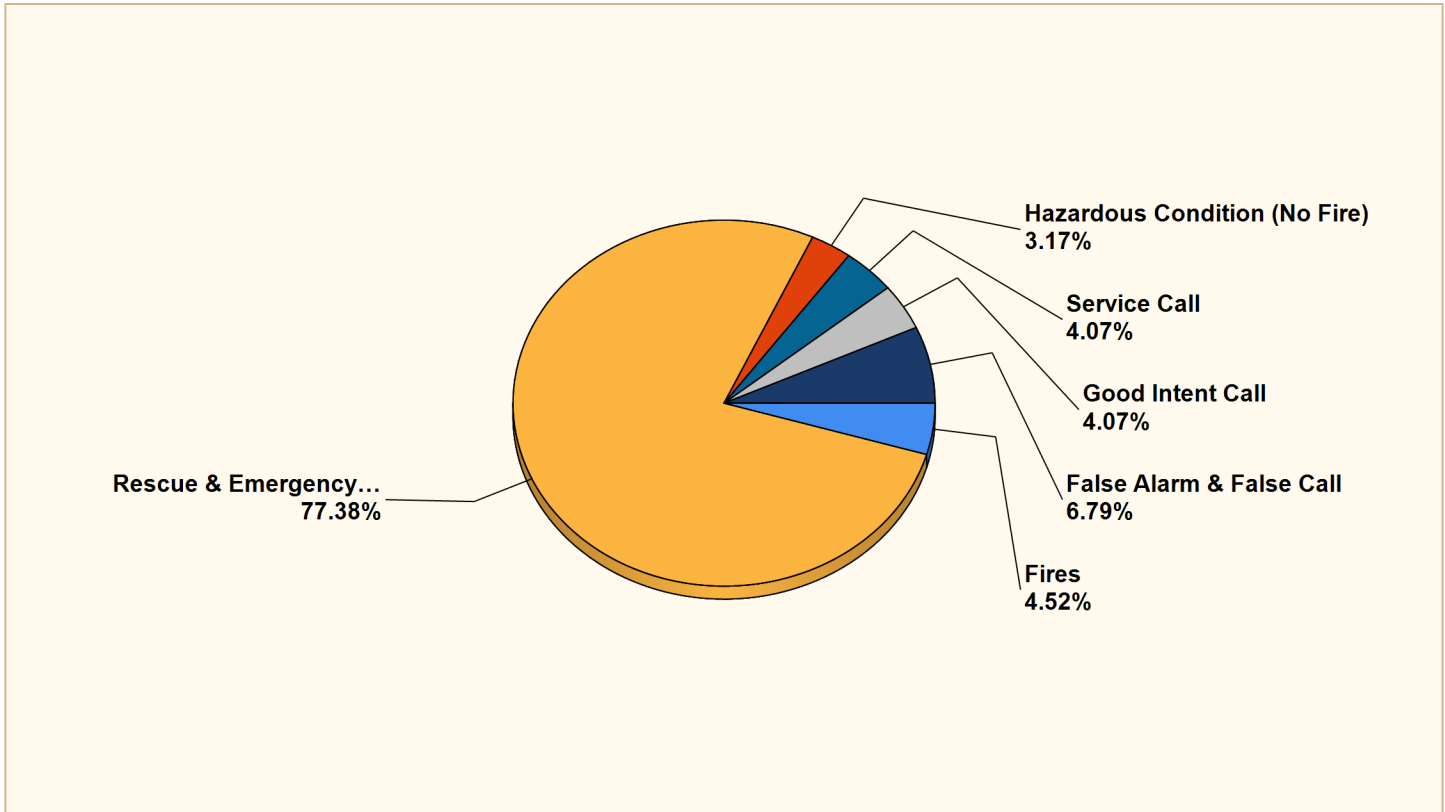
Crossville, TN

**CROSSVILLE**



## Breakdown by Major Incident Types for Date Range

Zone(s): All Zones | Start Date: 09/01/2024 | End Date: 09/30/2024



MAJOR INCIDENT TYPE	# INCIDENTS	% of TOTAL
Fires	10	4.52%
Rescue & Emergency Medical Service	171	77.38%
Hazardous Condition (No Fire)	7	3.17%
Service Call	9	4.07%
Good Intent Call	9	4.07%
False Alarm & False Call	15	6.79%
<b>TOTAL</b>	<b>221</b>	<b>100%</b>

Only REVIEWED and/or LOCKED IMPORTED incidents are included. Summary results for a major incident type are not displayed if the count is zero.



### Detailed Breakdown by Incident Type

INCIDENT TYPE	# INCIDENTS	% of TOTAL
100 - Fire, other	1	0.45%
111 - Building fire	1	0.45%
113 - Cooking fire, confined to container	3	1.36%
118 - Trash or rubbish fire, contained	1	0.45%
131 - Passenger vehicle fire	3	1.36%
150 - Outside rubbish fire, other	1	0.45%
300 - Rescue, EMS incident, other	1	0.45%
321 - EMS call, excluding vehicle accident with injury	145	65.61%
322 - Motor vehicle accident with injuries	18	8.14%
324 - Motor vehicle accident with no injuries.	5	2.26%
353 - Removal of victim(s) from stalled elevator	1	0.45%
363 - Swift water rescue	1	0.45%
400 - Hazardous condition, other	1	0.45%
411 - Gasoline or other flammable liquid spill	1	0.45%
412 - Gas leak (natural gas or LPG)	1	0.45%
424 - Carbon monoxide incident	1	0.45%
442 - Overheated motor	1	0.45%
444 - Power line down	1	0.45%
445 - Arcing, shorted electrical equipment	1	0.45%
500 - Service Call, other	7	3.17%
542 - Animal rescue	1	0.45%
551 - Assist police or other governmental agency	1	0.45%
611 - Dispatched & cancelled en route	3	1.36%
622 - No incident found on arrival at dispatch address	1	0.45%
631 - Authorized controlled burning	1	0.45%
651 - Smoke scare, odor of smoke	4	1.81%
700 - False alarm or false call, other	1	0.45%
733 - Smoke detector activation due to malfunction	1	0.45%
740 - Unintentional transmission of alarm, other	1	0.45%
744 - Detector activation, no fire - unintentional	1	0.45%
745 - Alarm system activation, no fire - unintentional	11	4.98%
<b>TOTAL INCIDENTS:</b>	<b>221</b>	<b>100%</b>

Only REVIEWED and/or LOCKED IMPORTED incidents are included. Summary results for a major incident type are not displayed if the count is zero.



	<b>Consumption</b>	<b>Water loss - flushing</b>	<b>Water loss - leaks</b>	<b>Water loss-fire fighting</b>	<b>Total Internal Use</b>	<b>Unaccounted-for Water</b>	<b>Pumped Water</b>	<b>LOSS %</b>
<b>2023</b>								
January	97,204,700	1,029,288	158,994	1,350	1,189,632	23,639,568	122,033,900	19%
February	99,352,300	280,135	929,232	53,200	1,262,567	7,113,733	107,728,600	7%
March	81,619,500	593,713	2,016,336	500	2,610,549	36,473,251	120,703,300	30%
April	81,438,000	296,889	851,118	6,700	1,154,707	38,405,193	120,997,900	32%
May	94,928,100	323,566	1,962,690	10,200	2,296,456	30,542,044	127,766,600	24%
June	101,422,500	212,007	960,264	27,800	1,200,071	28,538,929	131,161,500	22%
July	99,325,500	28,940	724,620	13,150	766,710	35,603,190	135,695,400	26%
August	105,482,100	788,301	2,702,814	13,140	3,504,255	26,023,945	135,010,300	19%
September	105,282,800	4,188,377	590,844	59,195	4,838,416	11,620,584	121,741,800	10%
October	100,558,800	11,216	1,796,884	64,150	1,872,250	22,794,380	125,225,430	18%
November	105,902,000	97,408	590,078	8,855	696,341	9,398,859	115,997,200	8%
December	98,116,700	0	0	4,000	4,000	25,991,400	124,112,100	21%
<b>2024</b>								
January	88,553,100	378,481	3,495,413	0	3,873,894	39,582,706	132,009,700	30%
February	105,450,600	509,475	141,116	720	651,311	3,165,589	109,267,500	3%
March	90,362,500	293,661	382,776	25,360	701,797	19,023,803	110,088,100	17%
April	89,912,900	23,866	2,199,219	1,800	2,224,885	19,623,215	111,761,000	18%
May	95,249,300	60,692	2,820,340	6,835	2,887,867	22,702,133	120,839,300	19%
June	98,602,900	123,767	2,447,742	30,475	2,601,984	25,893,816	127,098,700	20%
July	115,335,300	238,550	3,193,598	12,180	3,444,328	15,916,372	134,696,000	12%
August	123,053,100	723,971	3,740,784	18,490	4,483,245	5,883,055	133,419,400	4%
September	113,992,200	1,244,809	2,244,280	7,735	3,496,824	3,370,977	120,860,000	3%
October								
November								
December								
<b>TOTAL:</b>								
6 mos	636,145,700	2,415,655	16,645,963	77,515	19,139,133	93,389,567	748,674,400	12%
12 mos	1,225,089,400	3,705,896	23,052,229	180,600	26,938,725	213,346,305	1,465,374,430	15%

# MONTHLY REPORT

## Street Department

### September 2024

---

#### **Street Department Work Orders:**

- Sweeper Truck
  - Loads of debris - 13, locations - 146
- Pothole Repair
  - Cook Road
- Reshape shoulders & ditch lines
  - Marymont Drive
  - Walker Hill Circle
- New culvert installs
  - Old Mail Road (Two culverts)
- Replace culvert
  - Dayton Avenue
  - Wakefield & Stanley
  - Cook Road
- Brush Removal
  - Loads - 42, locations - 221
- Concrete Work
  - Henry Street; Stanley Street
  - Mockingbird Drive & Holiday Drive
  - E. Adams Street
  - Depot
  - Brown & Lantana Road
- Road/Concrete Sawing
  - Wakefield & Stanley
  - Braun Street (Expansion Joints)
  - 4<sup>th</sup> Street & E. 1<sup>st</sup> Street
- Crack Sealing
  - Tennessee Avenue (9 Work Orders)
- Patch Gravel Shoulders
  - County Garage Road
  - Brookstone Drive
  - Northside Lane & Northside Drive
  - Matherly & Old Jamestown Hwy
  - Woodlawn Drive & Stout
  - Webb Avenue & Hayes Street
- Clean Catch Basins
  - 15 Locations

- Repair Minor Drainage
  - Tennessee Avenue
  - Spruce Loop

### **Sign and Electrical Maintenance Work Orders:**

- Traffic Signal Maintenance
  - 6 Locations
- Electrical Maintenance on Street Lights
  - West Avenue
- Preventive maintenance on signals
  - #43 70N @ Northside Drive
  - #12 Northside & 127 @ 68
  - Peavine @ Stonehenge Drive
- Sign repair/Maintenance and Fabricating letters
  - 36 Locations/Signs
- Traffic Counters
  - Crabtree Road
  - Deerfield Drive
  - Holiday Drive
- Loop Maintenance – Lantana Road & West Avenue

### **Miscellaneous:**

- Cut trees on Main Street
- Repair hole on Stanley Street
- Pour concrete on Holiday dam
- Manholes on Wayne Avenue & Dayton Avenue
- Locate culvert on S. Webb & Hayes Street
- Fix barricades on Cottonpatch Drive
- Meeting about Lantana Road & West Avenue
- Beeper Call-outs:
  - Fourth Street & 127 – Reset light
  - Genesis Road & Industrial Blvd. – Stop sign
  - Old Jamestown Hwy & Matherly Drive – Stop sign
  - Peavine Road – Light on flash

# SEPTEMBER 2024 MONTHLY REPORT

---

## MAINTENANCE DEPARTMENT

**GENERAL MAINTENANCE WORK ORDERS COMPLETED:** 105

**SPECIAL PROJECTS/WORK ORDERS:**

- Spray, bush-hog and weed-eat Interchange Drive Park
- Rebuild the ramp to the caboose at the Depot
- Build and repair the fishing dock at Meadow Park Lake
- Attended the State of the City meeting
- Bush-hog, weed-eat, spray and mowed the Airport

**SERVICE TRUCK CALLS:** 22

**VEHICLE/EQUIPMENT SERVICES AND REPAIRS:**

- CODES
  - Unit 314 – Service; air filter; cabin air; replace muffler exhaust piece
- AIRPORT
  - NONE
- CATOOSA
  - Unit 1213 – Service, cabin air
  - Unit 1209 – Service, right-front marker light, cab marker light, air filter
  - Unit 1227 – Service, fuel oil spark plugs
- FIRE
  - Unit 16 – Replaced auto eject; tighten fuel sending unit
- MAINTENANCE
  - NONE
- WATER TRANSMISSION/SEWER
  - Unit 425 – Service
  - Unit 409 – Service; rear brake pads
- MEADOW PARK LAKE
  - Unit 755 – Install winch
- STREET
  - Unit 624 – Replaced synchronizer in transmission
  - Unit 621 – Left swing cylinder hydrant hose
  - Trailer – Replace wheel cylinders
- POLICE
  - Unit 25 – Service
  - Unit 30 – Service; wiper blades; took to Shadden's for tire repair
  - Unit 60 – Service

- Unit 41 – Service
- Unit 82 – Replace passenger side headlight and pigtail
- Unit 45 – Service; front brakes
- Unit 37 – Re-wire blower motor fuse circuit
- Unit 4 – Service; air filter
- PARKS & RECREATION
  - Unit 711 – Replaced skid plate under transmission
  - Unit 721 – Install winch
- WATER TREATMENT
  - NONE
- IT DEPARTMENT
  - NONE
- EMERGENCY MANAGEMENT
  - NONE
- ENGINEERING
  - Unit 307 - Service
- CEMETERY
  - NONE
- STORM WATER
  - NONE
- VEOLIA
  - Unit 808 – Replaced high pressure oil pump for injectors; replaced O-rings on injector #1; replaced IRP valve
  - Unit 816 – Install turn signals; install winch
- CENTRAL STAFF
  - NONE

# Utility Maintenance

Sep-24  
Monthly Report

**Locations:** 426

**Backflows Tested:** 62

**Grinder Pumps Sold:** 2

**Preliminary Inspections:** 2

**Final Inspections:** 6

**Replacement Pumps** 1

**Grinder Pumps Repairs** 16

<b><u>Meter:</u></b>	Turn-Ons	27
	Turn-Offs	22
	Occupant Changes	62
	Reinstates	42
	Checks, Replacement, Repair	17
	Water Taps	4
	Main Line Leaks	3
	Service Repairs	2

**Total Water Loss:** 1,170,381.5 gallons

**Sewer Taps** 2

**Sewer Line Repairs** 2

**Graves** 4

<b><u>Pipe Installed</u></b>	118' of 3/4" copper
	8' of 1" copper
	0' of 2" copper
	31' of 6" PVC
	0' 12" PVC
	6' 2" PVC
	15' of 4" pvc
	0' of 3/4 PVC
	0' of 1" PVC
	0 of 4" HDPE
	0' of 2" HDPE



0' of 10" pvc

0' of 8" pvc

### Monthly Summary

Replaced approximate eiy 3 3/4  
water meters due to meter or AMR malfunctioning  
Read meters, Did service orders and customer complaints  
tested 62 backflows devices  
done dead end line flushing  
fixed water leaks  
made water and sewer taps

#### Water leaks repaired:

727 Halstead drive  
138 The Crossings  
18 Ourway loop  
138 Scarlett drive  
244 Old Mail road

#### Water Taps:

158 Buck Creek road  
Rselon Ind. Inc.  
1208 Forest drive  
56 Copper point

#### Sewer Taps

2194 Hwy. 127 South  
123 Interchange drive

#### Sewer Line Repairs:

100 East Adams street  
157 Holly Tree drive

#### Grinder pump finals

127 Skyview Meadow drive  
132 Skyview Meadow drive  
121 Dewey drive  
2194 Hwy. 127 South  
42 Stone View drive  
56 Stone View drive

**Grave Services**

Thomas Charles Hering

Cecil Edward Martin

Claudia Sisco

Lawrence Jay Friedman

**Next Months Forecast**

Replace AMR meters & ERTs as needed

Do water & sewer taps & graves

Repair Grinder pumps & cleanings & maint. checks

Test Backflows

Hydrant testing and/or maintenance

Start sewer line Extension on Canary Drive

Work on finishing dead end line flushing list

Start water and sewer line extensions on North Side drive

# September 2024 Maintenance Report

## Meadow Park Lake

### General Maintenance:

- ❖ Changed monthly water filters for machines
- ❖ Serviced Dehumidifiers
- ❖ Serviced odd number motors and pumps
- ❖ Changed caustic tubes in pumps
- ❖ Changed poly tubes in pumps
- ❖ Tube settlers added to basins
- ❖ Cleaned out all venturi ports
- ❖ Changed busted miox tube
- ❖ Took down both Settling basins and washed
- ❖ Replaced power supply in main scada panel
- ❖ Cleaned ports for ROF and LOH meters
- ❖ Replumbed bicarb pump
- ❖ Changed miox tube pump1

### Unexpected Repairs:

- ❖ Miox tubes
- ❖ Power supply
- ❖ Bicarb fittings

### Continuing Projects:

- ❖ Jesco pump for post miox
- ❖ New bicarb stand for raw pumphouse
- ❖ Fence addition and new gate placement

## Holiday Hills

### General Maintenance:

- ❖ Changed monthly water filters for machines
- ❖ Serviced Dehumidifiers
- ❖ Serviced odd number motors and pumps
- ❖ Changed caustic tubes in pumps
- ❖ Changed poly tubes in pumps
- ❖ Replaced tube settlers in all basins
- ❖ Washed all basins
- ❖ Installed new stainless shelf for new poly pump
- ❖ Hung new caustic pump and moved caustic to new location installed all piping involved
- ❖ Replaced gaskets and bolts on miox storage tank
- ❖ Replaced 2 check valves and 2 butterfly valves in the high service building
- ❖ Repaired Buoy cable for spillway
- ❖ Removed old caustic plumbing and day tank

# September 2024 Maintenance Report

- ❖ Serviced Air pumps
- ❖ Replaced tube in miox pump
- ❖ Added plumbing to move poly day tank and scale for new pump hookup
- ❖ Changed settings in raw pump 2 to try and keep it from faulting

## Unexpected Repairs:

- ❖ Gasket failed on miox storage tank
- ❖ Repair of buoys
- ❖ Miox tube

## Continuing Projects:

- ❖ Pump changeouts and plumbing for pre and post miox
- ❖ New plumbing and chemical drops in the finished water line in basement
- ❖ Fence moved and new pump storage building
- ❖ Fence repair

CATOOSA DEPARTMENT  
WATER LOST  
SEPTEMBER 2024

<b>MASTER PUMPS</b>	<b>WATER PURCHASED</b>		
70-NORTH	13,982,300		
127 HWY	15,278,013		
GENESIS	7,920,300		
62 HWY	0		
<b>TOTAL</b>	<b>37,180,613</b>		
	<b>WATER SOLD</b>		
<b>MASTER PUMP TOTALS</b>	<b>37,180,613</b>		
LESS CUSTOMERS	22,486,100		
LESS 200 ACCOUNTS	5,763,700		
	8,930,813	<b>% of Loss</b>	<b>24%</b>
<b>FIRE DEPARTMENT</b>			
TANK CLEANING & FILLING	-		
METERED FILLING			
METERED FLUSHING	182,227		
UNMETERED FLUSHING	23,040		
UNMETERED LEAK	2,113,440		
BILL ADJUSTMENTS			
METERED LEAKS			
BULK SALES			
<b>TOTAL</b>	<b>6,612,106</b>	<b>Total % Loss</b>	<b>18%</b>

## **September 2024 Tournament Information**

**9/7/2024**

- Girl's fastpitch (8u 10u)
  - PGF softball association: "Back the Blue" Tournament
  - 21 Teams from: TN & KY
    - Knoxville, Nashville, Morristown, Oak Ridge, Kingston, Oliver springs, Maryville, Corbin, Somerset
  - 19 hotel rooms

**9/21/2024**

- Girls fastpitch (8u, 10u, 12u, 14u 16u)
  - Roane State College Showcase
  - 26 teams from TN, KY, and GA
  - 7 college coaches represented
  - 31 hotel rooms

**Programs**

CYBS Youth Baseball	\$1,136.75	22
	<b>\$1,136.75</b>	<b>22</b>

**Facilities**

Centennial Park Shelter 2	\$53.16	3
Centennial Park Shelter 3	\$26.76	2
Crossville Depot Meeting Room	\$2,242.60	18
Meadow Park Lake Shelter 2 (Next to Playground)	\$51.75	1
Pickleball Court 1	\$40.37	10
Pickleball Court 2	\$48.65	12
Pickleball Court 3	\$76.73	20
Pickleball court 4	\$93.15	23
Pickleball Court 5	\$63.89	21
Pickleball Court 6	\$51.75	19
Pickleball Court 7	\$51.75	18
Pickleball Court 8	\$47.61	14
Warner Field 1	\$414.00	1
	<b>\$3,262.17</b>	<b>162</b>

**POS**

Palace	\$2,127.63	667
Recreation	\$33.11	10
	<b>\$2,160.74</b>	<b>677</b>

**Vendor**

Nicks Italian Ice	\$150.00	2
	<b>\$150.00</b>	<b>2</b>

## Palace Events September 2024

<b>PALACE-PRODUCED EVENTS</b>	<b>Event Date</b>	<b>Arttist Fee</b>	<b># Tickets</b>	<b>Ticket Revenue</b>	<b>ACTUAL Ticket</b>	<b>Concessions Revenue</b>	<b>Sound Tech</b>	<b>NET P/L</b>
Movie: Little Shop of Horrors	September 6	\$ (225.00)	42	\$210.00	\$ 210.00	\$ 129.00		\$ 114.00
Movie: Frankenstein	September 10	\$ (225.00)	10	\$50.00	\$ 50.00	\$ 43.00		\$ (132.00)
Movie: Poltergeist	September 11	\$ (225.00)	24	\$120.00	\$ 120.00	\$ 78.00		\$ 7.00
Movie: Bride of Frankenstein	September 12	\$ (225.00)	10	\$ 50.00	\$ 50.00	\$ 37.00		\$ (138.00)
Movie: The Blob	September 19	\$ (225.00)	6	\$ 30.00	\$ 30.00	\$ 29.00		\$ (166.00)
One Irish Rover: Van Morrison Tribute*	September 20	\$ (1,736.25)	95	\$ 2,595.00	\$ 2,589.04	\$ 129.00	\$ (150.00)	\$ 831.79
Movie: Dracula	September 24	\$ (225.00)	11	\$ 55.00	\$ 55.00	\$ 40.00		\$ (130.00)
Movie: Cujo	September 25	\$ (225.00)	13	\$ 65.00	\$ 65.00	\$ 48.00		\$ (112.00)
Movie: Dracula 2	September 26	\$ (225.00)	5	\$ 25.00	\$ 25.00	\$ 21.00		\$ (179.00)
<b>TOTALS:</b>		<b>\$ (3,536.25)</b>	<b>216</b>	<b>\$3,200.00</b>	<b>\$ 3,194.04</b>	<b>\$ 554.00</b>	<b>\$ (150.00)</b>	<b>\$ 95.79</b>
<i>* = Ticket splits</i>								
<b>RENTALS</b>	<b>EVENT DATE</b>	<b>RENT</b>	<b># Tickets</b>	<b>Ticket Revenue</b>	<b>OUR FEES</b>	<b>Concessions Revenue</b>	<b>Sound Tech</b>	<b>NET P/L</b>
TG Sheppard & Kelly Lang	September 7	\$ 725.00	220			\$ 236.00	\$ (275.00)	\$ 686.00
United Fund Talent Show	September 14	\$ 225.00	98	\$ 1,470.00	\$ 294.00	\$ 92.00	\$ (275.00)	\$ 336.00
Crossville's Got Talent	September 21	\$ 350.00	200			\$ 474.00	\$ (275.00)	\$ 549.00
Sweetheart Pageant	September 28	\$ 500.00				\$ 273.00		\$ 773.00
<b>TOTALS:</b>		<b>\$ 1,800.00</b>	<b>518</b>	<b>\$ 1,470.00</b>	<b>\$ 294.00</b>	<b>\$ 1,075.00</b>	<b>\$ (825.00)</b>	<b>\$ 2,344.00</b>
<b>OTHER</b>	<b>EVENT DATE</b>	<b>RENT/License</b>	<b># Tickets</b>	<b>Ticket Revenue</b>	<b>NET TICKET REVENUE</b>	<b>Concessions Revenue</b>	<b>Sound Tech</b>	<b>NET P/L</b>
Fourth Grade Walking Tours	7 dates in September		484					
ARC Blood Drive	September 13		17					
Private movie showing	September 13	\$ 200.00	8					\$ 200.00
Homeschool Cooperative movie	September 25	\$ (225.00)	9	N/A	N/A	\$ 45.00		\$ (180.00)
City of Crossville State of the City	September 17/18		175					
<b>TOTALS:</b>		<b>\$ (25.00)</b>	<b>693</b>			<b>\$ 45.00</b>	<b>\$ (125.00)</b>	<b>\$ 20.00</b>
<b>TOTALS September: 25 events</b>		<b>\$ (1,761.25)</b>	<b>1,427</b>	<b>\$4,670.00</b>	<b>\$ 3,488.04</b>	<b>\$ 1,674.00</b>	<b>\$ (1,100.00)</b>	<b>\$ 2,459.79</b>



# Permits Break Down Report

	City & County Mechanical	City & County Plumbing	City Commercial	City Residential	Land Disturbance Permits	Sign	Total Permits	County Fees Paid	City Fees Paid	Total Fees Paid
July 2024	35	9	3	11	3	4	65	\$1,230.00	\$9,315.00	\$10,545.00
August 2024	32	7	5	11	0	4	59	\$855.00	\$9,112.00	\$9,967.00
September 2024	21	11	8	11	1	8	60	\$855.00	\$14,909.00	\$15,764.00
<b>Total</b>	<b>88</b>	<b>27</b>	<b>16</b>	<b>33</b>	<b>4</b>	<b>16</b>	<b>184</b>	<b>\$2,940.00</b>	<b>\$33,336.00</b>	<b>\$36,276.00</b>

## Engineering Projects Report September 5, 2024

Project	Current Status	Dates
<b>TDOT 127 South Utility Relocation</b>	The Contractor has completed relocating the City's utilities. A final punch list will be created after the road work is completed. The Contractor has completed the final paving.	Target Completion Date June 30, 2024
<b>TDOT 127 North Utility Relocation Section 1</b>	The utilities for this project are almost complete and the Contractor lacks about 400 feet of 6 inch water line which will be installed after a deep cut is excavated.	Target Completion Date June 30, 2025
<b>TDOT 127 North Utility Relocation Section 4 (Fentress Cumberland County Line)</b>	The portion of this project that is the City's water utility relocation is complete and a final punch list will be created after the road work is completed.	Target Completion Date August 31, 2026
<b>TDOT 127 North Utility Relocation Section 2</b>	This project is tentatively scheduled to be bid October \ November 2025.	
<b>TDOT 127 North Utility Relocation Section 3</b>	This project is tentatively scheduled to be bid October \ November 2025.	
<b>Northwest Connector Phase 3</b>	The utilities for this project are complete with the exception of final clean up and relocating the water line at Mizkan's driveway.	Total Completion Date July 21, 2023 Finish from Genesis To Stout May 31, 2022
<b>Northwest Connector Phase 2</b>	All acquisition has been completed by the City. TDOT has certified the ROW and we are now waiting for TDOT to program the construction in the TDOT budget. This project is not in TDOT's three year plan.	
<b>Interstate Drive Extension West of Genesis Road</b>	The ROW plans have been reviewed by TDOT and the Engineer has updated the plans and the acquisition has started.	
<b>Downtown Sidewalks</b>	The Contractor is 95% complete with phase 1.1 and has completed the demolition of the southern corner of the Lantana and Main intersection and the next phase 1.2. The Contractor is currently installing the conduit for the street lights in the phase 1.2. The Contractor will be providing an updated schedule and it will be updated on the City's website when it is approved.	Completion Date May 1st 2025
<b>Old Lantana Road, County Seat and Southbend Waterline Replacement</b>	The City has reviewed the plans and the Engineer is revising the plans. A construction start date will be established once the easements are acquired.	
<b>Quail Hollow Court</b>	The Exhibit "A" document required for the sale of the property will be updated when the Airport Layout Plan is updated.	
<b>Main Street and Lantana Traffic Signal Replacement</b>	The Contractor has completed all of their contract. The City must install all four ADA sidewalk corners in the intersection for the grant to be completed. We think the two eastern corners will be completed by the Downtown Contractor and the City will temporarily repair the west corners so the grant can be closed out.	Completion date August 22, 2024
<b>Fourth Street and West Avenue Traffic Signal Replacement</b>	The ROW plans have been approved by TDOT. A utility coordination meeting is forthcoming. This project has low priorities because the City will not have STP funds to fund construction for three to five years.	
<b>Meadow Park Water Filtration Plant Sewer Project</b>	The Engineer has created the exhibits for the easements. The City is in the process of acquiring the easements.	Schedule will be forthcoming
<b>Raw Water Study (Meadow Park Lake Expansion)</b>	It has been determined that the savings identified by the additional SQT work did not make the TDEC mitigation significantly more financially feasible. The Engineers are now reviewing the process of "ecosystem services" as a process of reducing the amount of mitigation.	
<b>Underwood Street Sidewalk</b>	Acquisition documents will be turned over to the City Attorney so that City Staff can negotiate the acquisitions.	
<b>Airport ALP</b>	The final Airport Layout Plan has been submitted to the FAA.	
<b>TDOT SR 1 Highway 70 Bridge Replacement (Sparta Highway) Utility Relocation</b>	The contractor started September 11th 2023 and will have the road closed through December 2024. The Contractor has completed about 17% of the water and sewer relocation.	Bid Letting December 9, 2022
<b>TDOT SR 24 Highway 70 North Bridge Replacement Utility Relocation</b>	The City has received revised plans from TDOT and the original water and sewer design will be evaluated in the coming months. This project will be bid December 2024 and will include a road closure.	Bid Letting August 19, 2022 DELAYED
<b>CoLinx Fire Pump and Tank System</b>	A pre demolition meeting is scheduled October 4th and the demolition will be scheduled after this meeting.	
<b>Little Obed Pedestrian Bridge</b>	The route has been surveyed and the archeological study has been completed.	
<b>Airport Box Hangars</b>	The Contractor has replaced the epoxy flooring in the Whisper Aero hangar. The Whisper Aero Hangar is complete. The City is awaiting the contracts on the four 60 x 60 hangars before starting the drainage improvements.	
<b>Truck Route</b>	The City has delivered the existing signal phasing to the Engineer. A questionnaire is being developed for the public.	
<b>Airport Terminal Building</b>	The Contractor has completed almost all of the punch list items and will be modifying the handrails in the coming weeks.	
<b>Demolition and removal of Buildings on Ford Property</b>	The contractor has started the asbestos abatement on the old McGinnis Tile building and is expected to be finished in the next couple of weeks.	
<b>ARPA Sewer I&amp;I Project.</b>	The only items remaining are the lining of the large mainline along the Obed river and the manhole rehab in the same area. This project is 73% financially completed. The work associated with the installation of the large diameter liner should be completed within the next 3 weeks, if normal weather conditions prevail.	Completion Date January 12th 2025
<b>Creston Road ARPA Waterline Project</b>	The construction plans have been approved by TDEC. Two easements are being acquired by the City.	
<b>East Ridge Sewer Extension</b>	The developer has paid the fees and the plans have been approved by TDEC.	
<b>Peavine Sewer Expansion</b>	The plans are finished and the City is acquiring easements for this project.	
<b>Genesis Road and 127 Sewer Expansion</b>	Plans have been approved by TDEC and a TDOT permit has been issued. The City is currently acquiring easements.	
<b>Little Obed Pump Station and Jail Bar Screen Installation</b>	The City is waiting on the ARPA approval of the bid.	
<b>New Fire Station 2</b>	This project is on the agenda for award of the construction contract.	
<b>TDOT I-40 Bridge Widening over 70 North</b>	The TDOT plans have changed and the City will currently only be required to install 2 water valves.	
<b>Deer Creek Sewer</b>	Deer Creek's TDEC permit has been approved and we are awaiting payment of the fees.	
<b>Indian Woods Village Sewer</b>	The POA will be paying their fees in the next couple of weeks. The City is waiting on pump and flow details so that we can approve the installation.	
<b>Private Developments</b>		
<b>The Gardens Phase 8 Plat 3</b>	The City is holding a financial guarantee for a temporary Cul-de-sac or the next phase to start.	
<b>The Gardens Phase 8 Plat 4A</b>	The City is holding a financial guarantee for a temporary Cul-de-sac or the next phase to start.	
<b>Sky View Meadow Subdivision Phase 2 &amp; 3</b>	All roads, water and sewer are complete. The stormwater retention structures have not been completed and the City is holding a financial guarantee for this work.	
<b>Genesis Plaza</b>	The Developer has installed all utilities and has constructed all road improvements for the active phases.	
<b>The Grove</b>	The City is holding a financial guarantee for a temporary Cul-de-sac or the next phase to start.	
<b>Homestead Junction</b>	The City is holding a financial guarantee for road construction that has not started.	

## **Airport Committee Meeting Report from FBO: October 2, 2024**

August 2024 Fuel Flow: 11,447 gallons

Avgas: 3,674 gallons

Jet A: 7,773 gallons

**September 2024 Fuel Flow: 7,748 gallons**

**Jet A- 5,054**

**Avgas- 2,694**

Last September 2023 Fuel Flow: 8,289 Gallons

Jet A- 4,115

Avgas- 4,174

Fuel sales were down in September over August for Jet A and Avgas. Year over year fuel sales were down 6.5% from last September 2023. August was an unusually good month so we see no cause for alarm in the September numbers

The maintenance shop remains busy and fully booked. We may see an interruption in the assembly of the light sport aircraft we do since the un-assembled aircraft come into east coast shipping ports. That will depend on the length of the dock worker's strike.

On September 20<sup>th</sup> we completed the FAA proving flights that allowed us to add our first jet aircraft to the charter fleet. You can find more about our charter company Carrier Airways at [www.carrierairways.com](http://www.carrierairways.com) including the news release about adding the jet as well as pictures and specs of our current charter fleet. We now have the ability to add additional jet aircraft to the fleet and have a second jet coming online before the end of 2024.

We will have one of our charter aircraft available for viewing on the ramp during the ribbon cutting ceremony Thursday October 3.

We continue to hear favorable comments about the new terminal renovation.

6 Months interest in  
November and May  
Principal payment in May

					6/30/2024	Due May		6/30/2025
	PAY	INT			LOAN	PRINCIPLE	INTEREST	LOAN
	OUT	RATE			BALANCE	PAYMENT	PAYMENT	BALANCE
<b>GENERAL FUND</b>								
2020 Series A1 Bonds	2021	2037	4.00%	\$	3,790,000	\$ 65,000	\$ 82,650	\$ 3,725,000
2020 Series B Bonds	2021	2028	4.27%	\$	1,110,000	\$ 270,000	\$ 15,418	\$ 840,000
2020 Series A2 Bonds	2021	2037	3.00%	\$	980,000	\$ 65,000	\$ 20,250	\$ 915,000
					\$ -	\$ -	\$ -	\$ -
					<u>\$ 5,880,000</u>	<u>\$ 400,000</u>	<u>\$ 118,318</u>	<u>\$ 5,480,000</u>

Water & Sewer Fund

2020 Series C Bonds	0.80534	2050	4.00%	\$	28,215,000	\$ 610,000	\$ 636,166	\$ 27,605,000
Catoosa's Share	0.19466			\$	5,487,483	\$ 118,743	\$ 123,836	\$ 5,368,740
					<u>\$ 22,727,517</u>	<u>\$ 491,257</u>	<u>\$ 512,330</u>	<u>\$ 22,236,260</u>
2020 Sries D Bonds		2027	4.19%	\$	620,000	\$ 210,000	\$ 7,936	\$ 410,000
					<u>\$ 23,347,517</u>	<u>\$ 701,257</u>	<u>\$ 520,266</u>	<u>\$ 22,646,260</u>

CATOOSA

2020 Series C Bonds		2050	4.00%	\$	5,487,483	\$ 118,743	\$ 123,836	\$ 5,368,740
5/20/2021 RUD Plateau tank	40 yrs	2061	1.75	\$	857,355	\$ 16,380	\$ 14,591	\$ 857,355
4/11/2022 RUD Plateau tank		40	2061	1.5	\$ 301,796	\$ 5,896	\$ 4,490	\$ 301,796
					<u>\$ 6,344,838</u>	<u>\$ 135,123</u>	<u>\$ 138,427</u>	<u>\$ 6,226,095</u>

**TOTALS (WATER & SEWER FUND)**

**\$ 29,692,355    \$ 836,380    \$ 658,693    \$ 28,872,355**

TOTAL ALL FUNDS

\$ 35,572,355    \$ 1,236,380    \$ 777,011    \$ 34,352,355