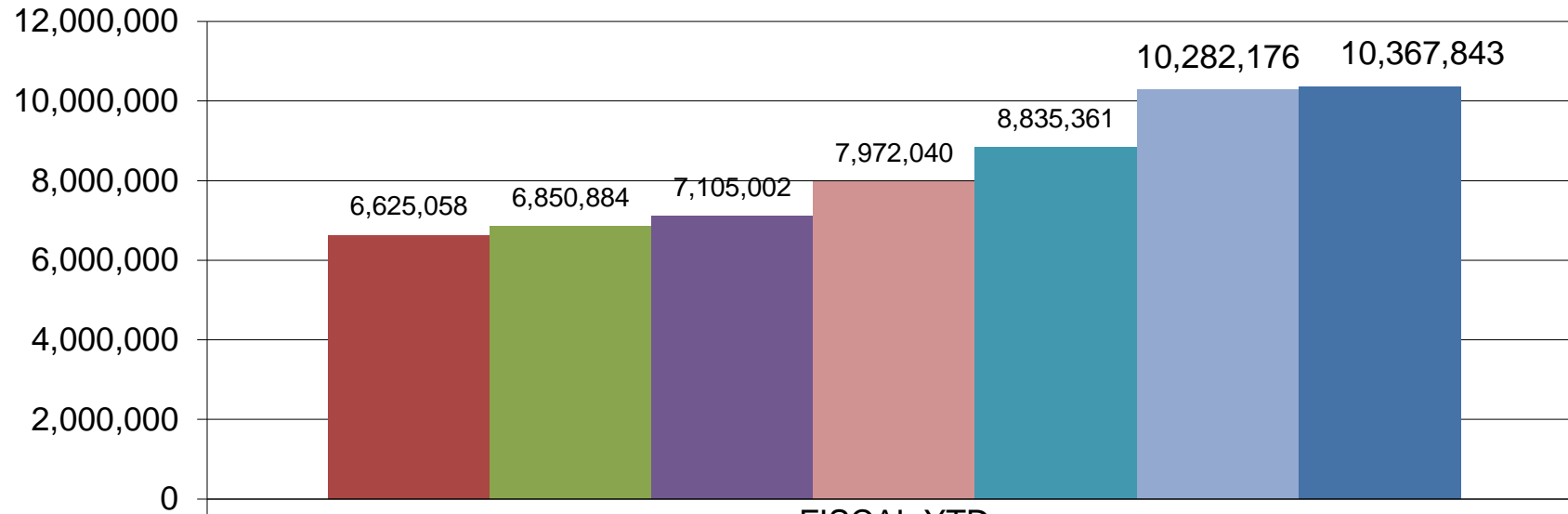
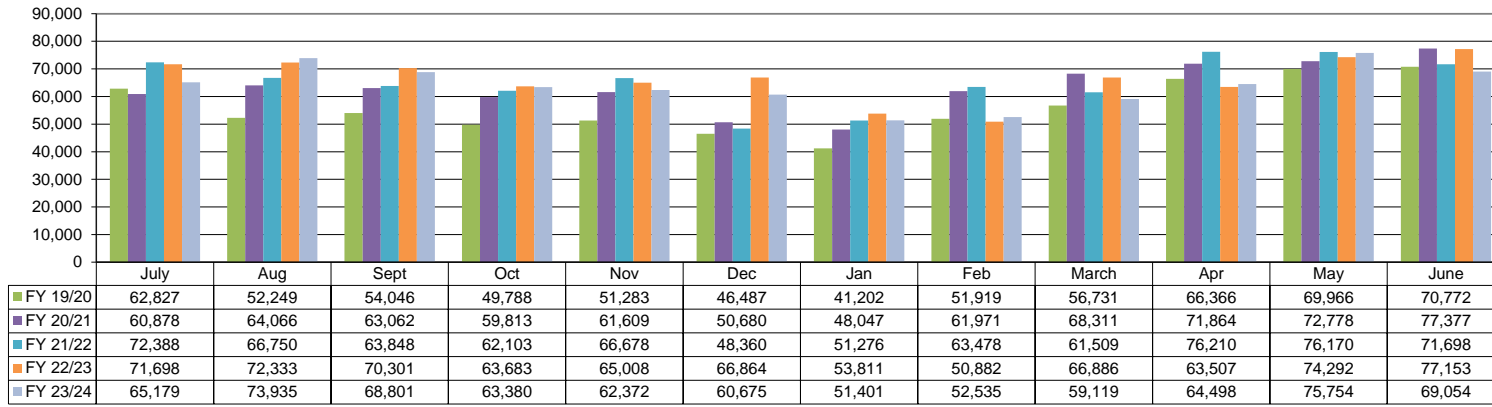


### Sales Tax Revenue Year-to-Date

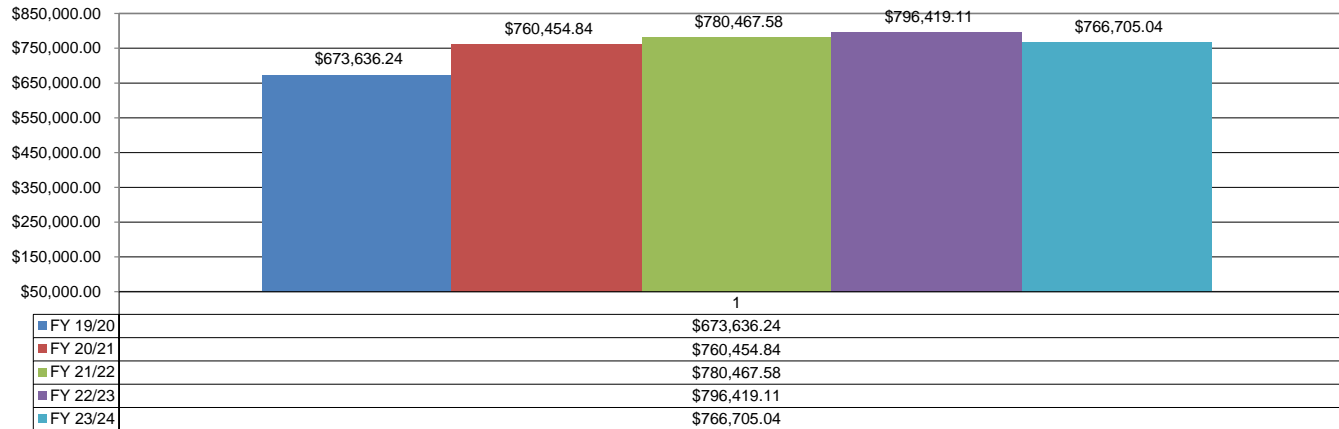


	FISCAL YTD
■ FY 17/18	6,625,058
■ FY 18/19	6,850,884
■ FY 19/20	7,105,002
■ FY 20/21	7,972,040
■ FY 21/22	8,835,361
■ FY 22/23	10,282,176
■ FY 23/24	10,367,843

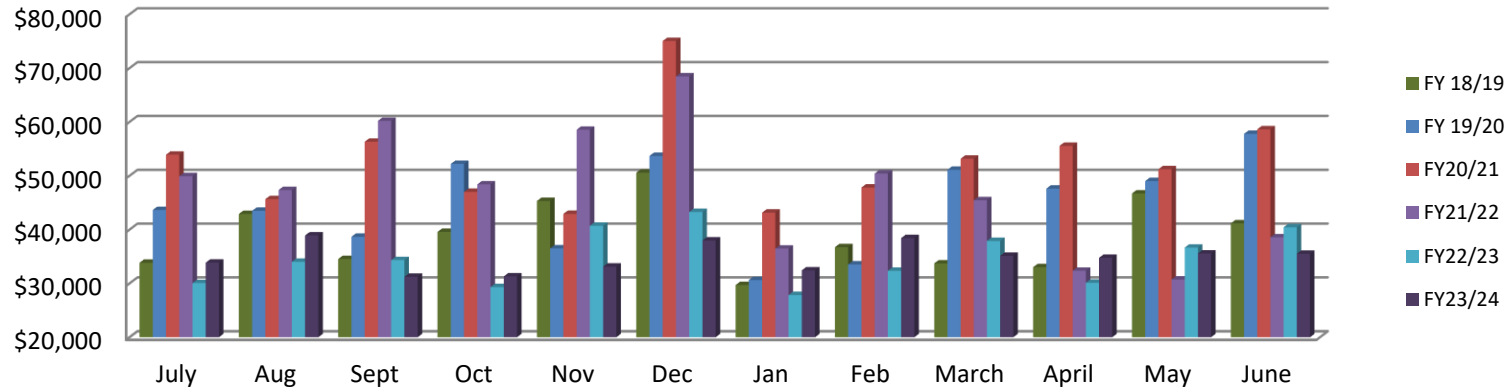
### Wholesale Beer Tax



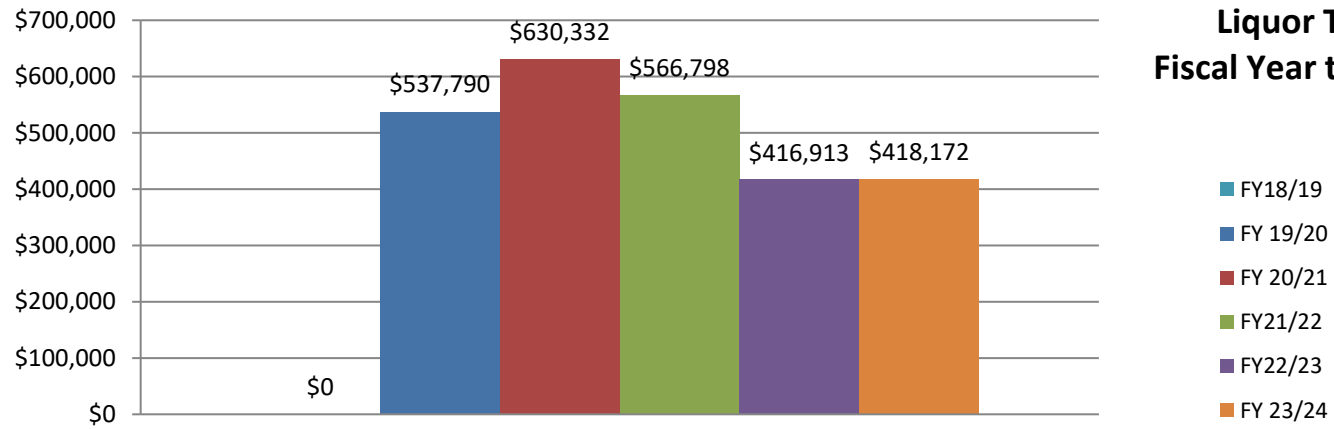
### Wholesale Beer Tax Revenue Year To Date

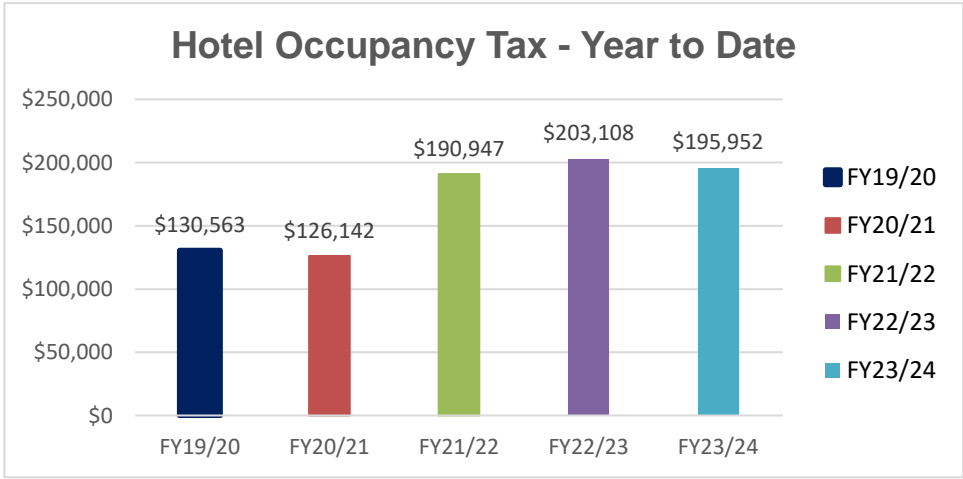
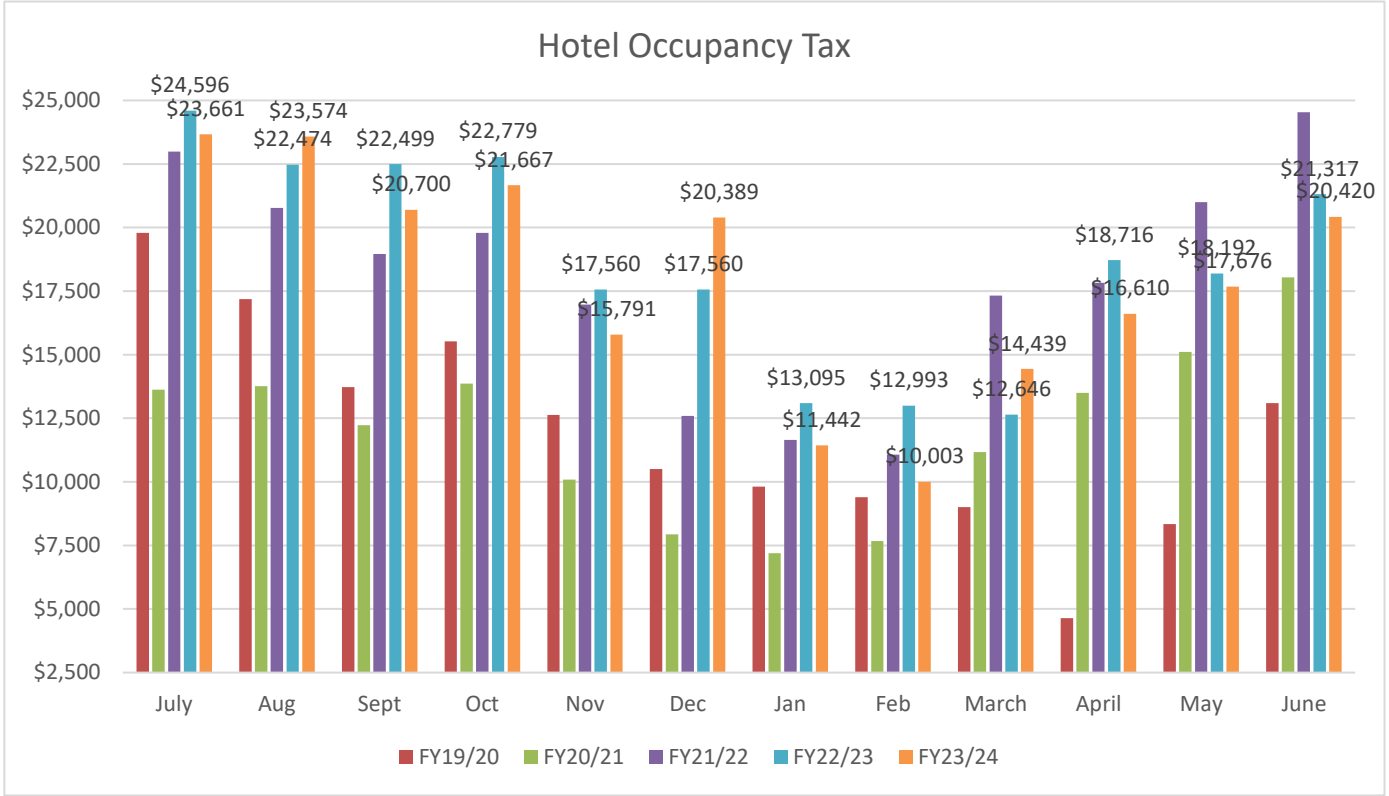


### Liquor Income



### Liquor Tax Fiscal Year to Date







# CROSSVILLE POLICE DEPARTMENT

## STAT COMPARISONS

**JULY 2024 TOTAL CALLS—2,155**

**JUNE 2024 TOTAL CALLS—2,016**

**YEAR TO DATE TOTAL CALLS—14,932**

## SPECIAL EVENTS

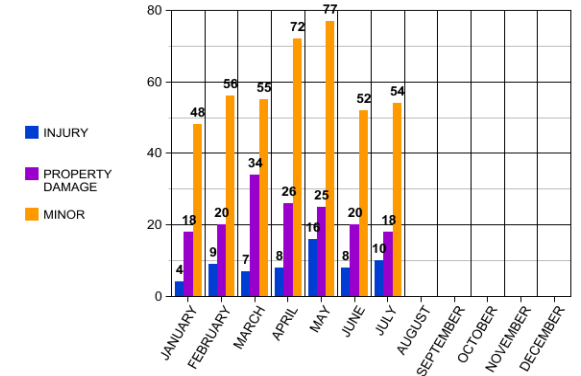
**FIREWORK CENTENNIAL  
PARK**

**NORTHSIDE DRIVE ROAD  
CLOSURE**

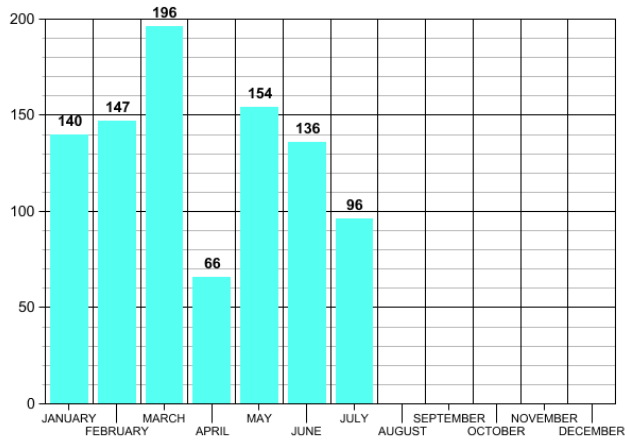
**K9 DEMO TICA**

**CRUISE IN**

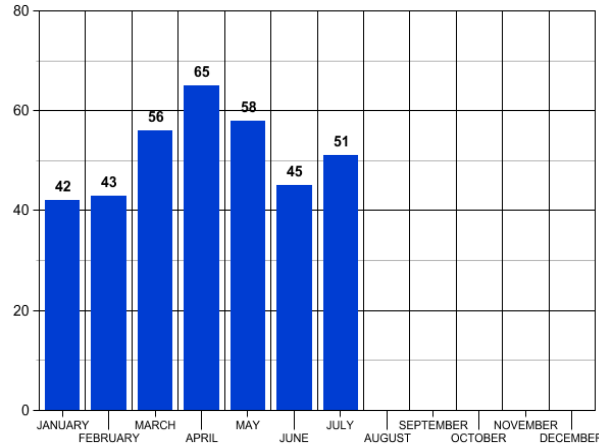
MONTHLY ACCIDENTS



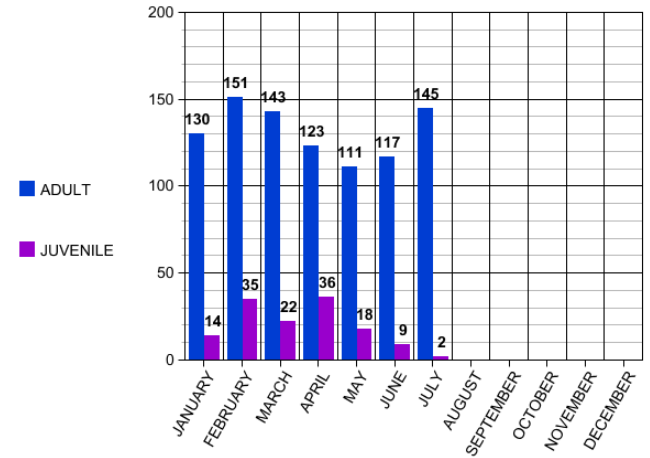
MONTHLY CITATIONS



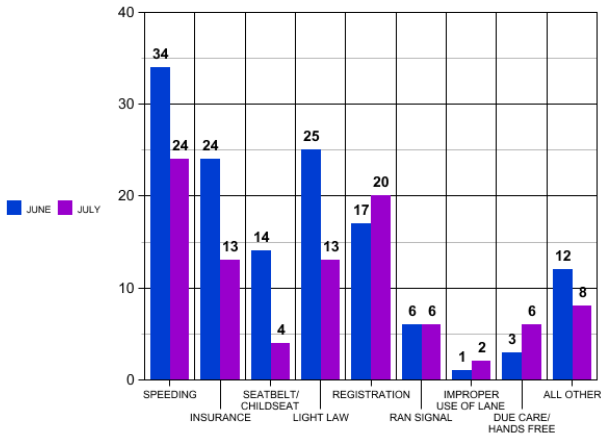
MONTHLY OFFENSES



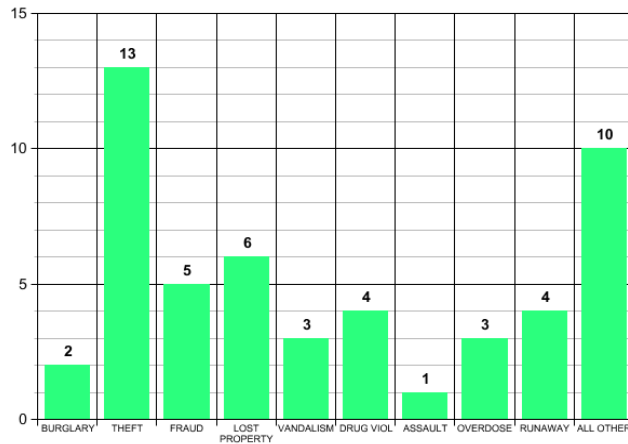
MONTHLY ARREST



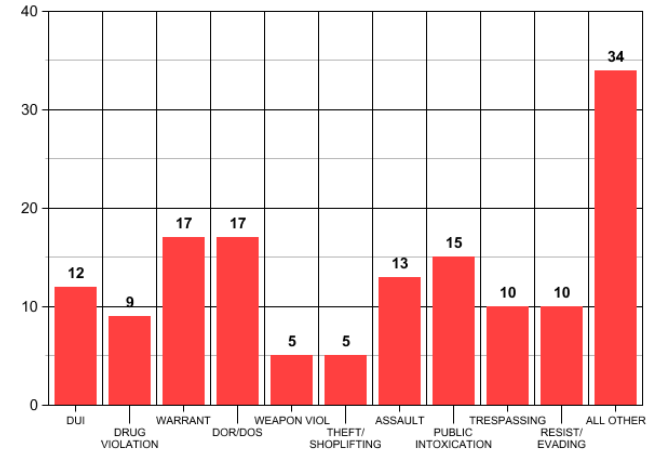
PREVIOUS MONTH CITATION COMPARISON



OFFENSE BY CATEGORY



ARREST BY CATEGORY

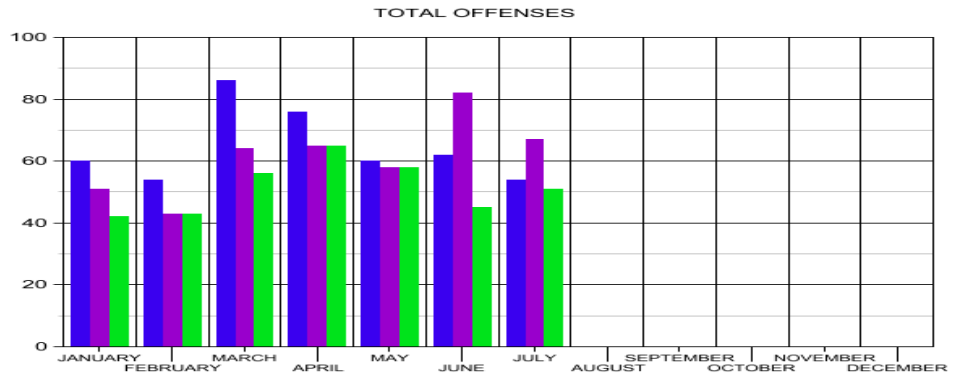
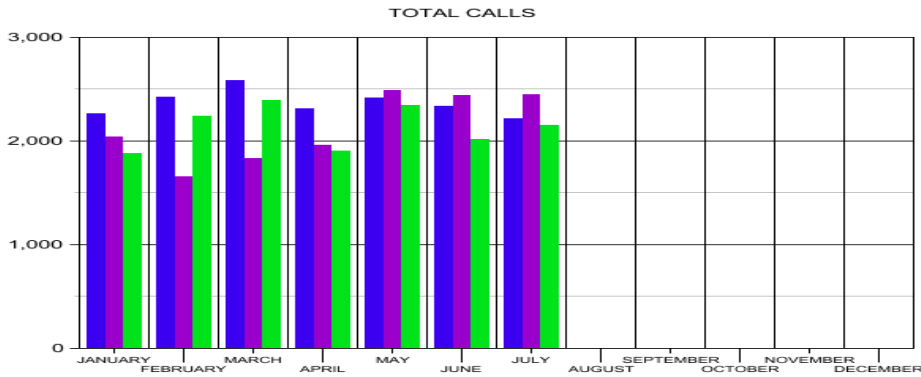




# CROSSVILLE POLICE DEPARTMENT STAT COMPARISONS

## YEAR TO YEAR— JUNE 2024

■ ■ ■  
**2022**    **2023**    **2024**

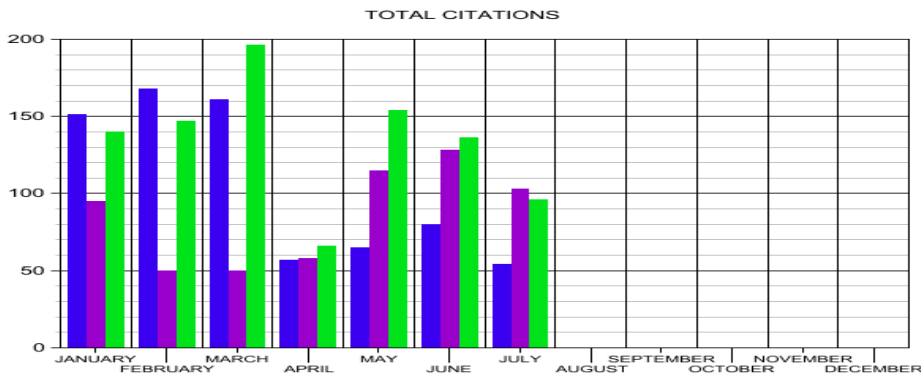


**CALLS**

**2022—16,549    2023—14,863    2024—14,932**

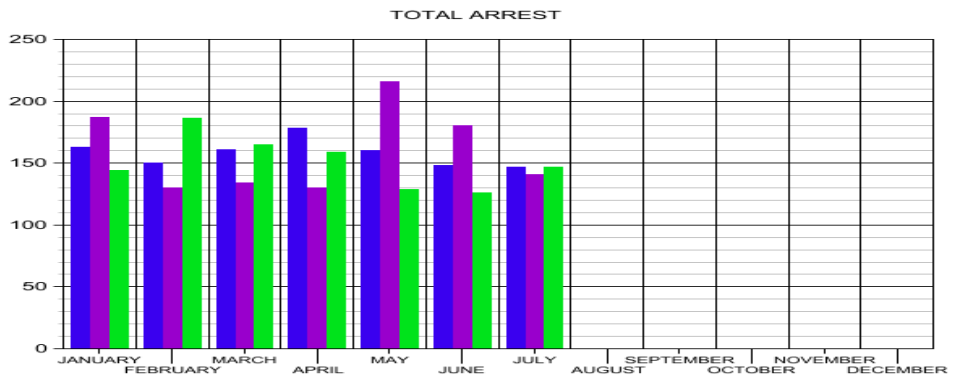
**OFFENSES**

**2022—452    2023—430    2024—360**



**CITATIONS**

**2022—722    2023—587    2024—934**



**ARREST**

**2022—1,143    2023—1,082    2024—1,038**

# Crossville Fire Dept.

Crossville, TN

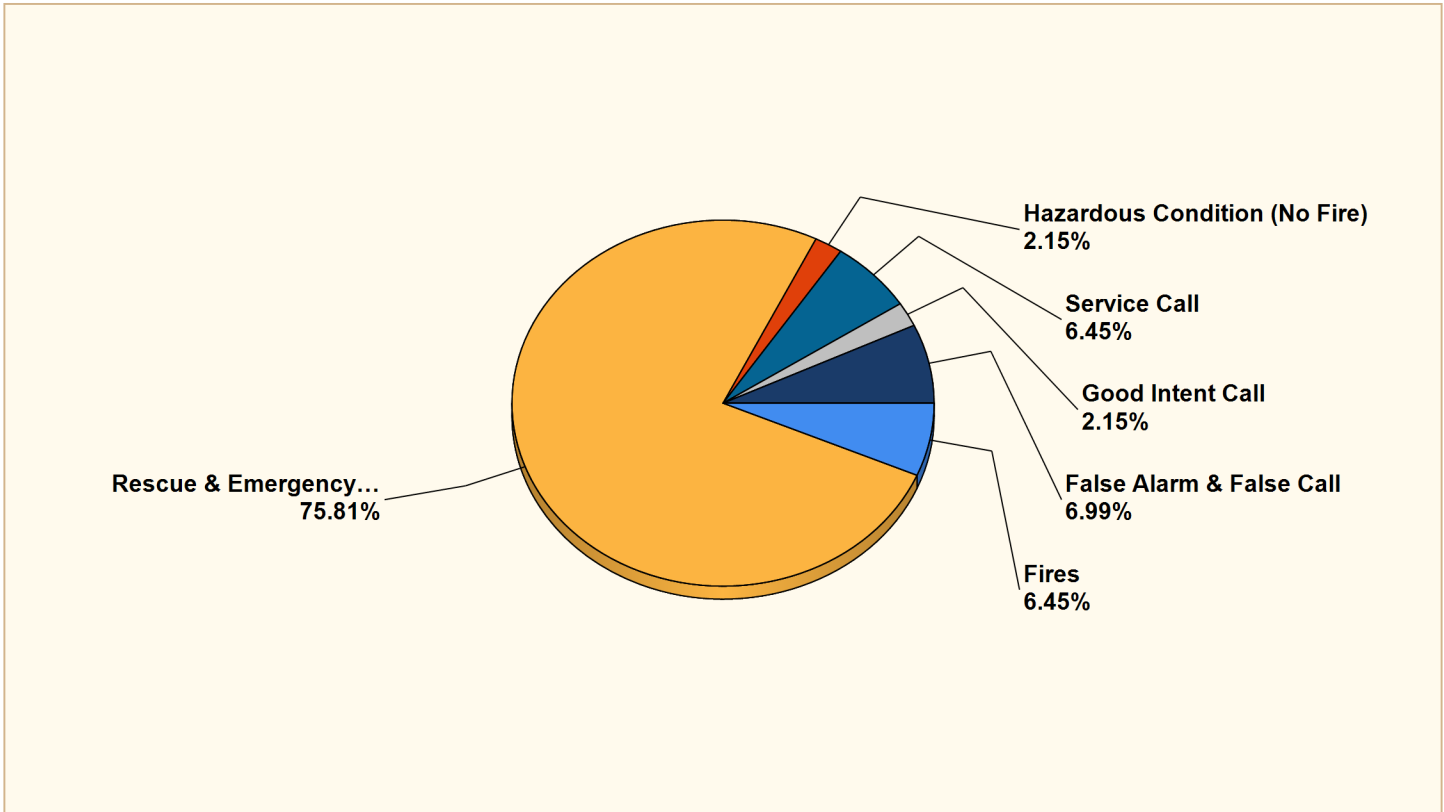
This report was generated on 8/1/2024 7:05:36 AM

CROSSVILLE



## Breakdown by Major Incident Types for Date Range

Zone(s): All Zones | Start Date: 07/01/2024 | End Date: 07/31/2024



MAJOR INCIDENT TYPE	# INCIDENTS	% of TOTAL
Fires	12	6.45%
Rescue & Emergency Medical Service	141	75.81%
Hazardous Condition (No Fire)	4	2.15%
Service Call	12	6.45%
Good Intent Call	4	2.15%
False Alarm & False Call	13	6.99%
<b>TOTAL</b>	<b>186</b>	<b>100%</b>

Only REVIEWED and/or LOCKED IMPORTED incidents are included. Summary results for a major incident type are not displayed if the count is zero.



### Detailed Breakdown by Incident Type

INCIDENT TYPE	# INCIDENTS	% of TOTAL
111 - Building fire	4	2.15%
113 - Cooking fire, confined to container	1	0.54%
138 - Off-road vehicle or heavy equipment fire	1	0.54%
141 - Forest, woods or wildland fire	4	2.15%
151 - Outside rubbish, trash or waste fire	1	0.54%
160 - Special outside fire, other	1	0.54%
300 - Rescue, EMS incident, other	1	0.54%
321 - EMS call, excluding vehicle accident with injury	119	63.98%
322 - Motor vehicle accident with injuries	14	7.53%
324 - Motor vehicle accident with no injuries.	6	3.23%
350 - Extrication, rescue, other	1	0.54%
412 - Gas leak (natural gas or LPG)	3	1.61%
440 - Electrical wiring/equipment problem, other	1	0.54%
500 - Service Call, other	1	0.54%
550 - Public service assistance, other	1	0.54%
551 - Assist police or other governmental agency	5	2.69%
561 - Unauthorized burning	5	2.69%
600 - Good intent call, other	1	0.54%
611 - Dispatched & cancelled en route	2	1.08%
631 - Authorized controlled burning	1	0.54%
733 - Smoke detector activation due to malfunction	2	1.08%
735 - Alarm system sounded due to malfunction	1	0.54%
736 - CO detector activation due to malfunction	1	0.54%
743 - Smoke detector activation, no fire - unintentional	4	2.15%
745 - Alarm system activation, no fire - unintentional	5	2.69%
<b>TOTAL INCIDENTS:</b>	<b>186</b>	<b>100%</b>

Only REVIEWED and/or LOCKED IMPORTED incidents are included. Summary results for a major incident type are not displayed if the count is zero.





# Crossville Fire Dept.

Crossville, TN

This report was generated on 8/1/2024 7:07:31 AM

CROSSVILLE



## Events per Event Type for Date Range (Landscape)

Start Date: 07/01/2024 | End Date: 07/31/2024

EVENT TYPE	DATE	EVENT NAME	CATEGORY	LOCATION	HOURS	PARTICIPANTS
<b>Parade</b>						
	07/04/2024	Pro Troop Rally	Public Relations / Education	War Memorial	1	Matthew Bond, Jake DeRossett

**Total Hours for Parade: 1**

<b>Station Tour</b>						
	07/08/2024	CHA Camp - Gateway Summer Camp	Public Relations / Education	141 Henry St Crossville Tn	1	Anna Leming, Jeremy Mangas

**Total Hours for Station Tour: 1**

<b>Meeting</b>						
	07/09/2024	Council Meeting	Administration	392 N Main St Crossville Tn	1	Chris South
	07/15/2024	Flynn Fire Extinguishers	Administration	141 Henry St Crossville Tn	1	Tim Johnson, Chris South
	07/22/2024	Upper Cumberland Chief Meeting	Administration	Fentress County	2	Terry Potter, Chris South
	07/25/2024	Meeting w/ Uplands	Administration		1	Terry Potter, Chris South
	07/25/2024	Airport Fly-In Meeting	Administration	2409 Sparta Hwy Crossville Memorial Airport	1	Chris South
	07/30/2024	Staff Meeting	Administration	392 N Main St Crossville Tn	1	Chris South
	07/31/2024	Meeting with Upland Design w/ 500	Administration		1	Terry Potter, Chris South

**Total Hours for Meeting: 8**

Only LOCKED events included.



emergencyreporting.com

Doc Id: 753

Page # 1 of 3

EVENT TYPE	DATE	EVENT NAME	CATEGORY	LOCATION	HOURS	PARTICIPANTS
<b>Children's Activities</b>						
	07/14/2024	Superheros Party	Public Relations / Education	1391 Livingston Rd Crossville Tn	3	Jeff Connell , Thomas Smith
	07/14/2024	Copa on the Pitch	Public Relations / Education	Duer Soccer Field	1	Samuel Grissom, Jeremy Mangas
	07/25/2024	First United Church - Water day	Public Relations / Education		2	Tyson Mcgowan, Casey Worsham
	07/27/2024	Bikers against Bullies	Public Relations / Education	542 Fourth St Splash Pad	5	Hunter Hamilton, Kaden Sparks
	07/28/2024	Rev Church - Water Day	Public Relations / Education	Revolution Church	3.75	Matthew Bond, David Smith
	07/31/2024	Cumberland Fellowship	Public Relations / Education	Cumberland Fellowship	1	Matthew Bond, David Smith

**Total Hours for Children's Activities: 15.75**

<b>EMS Training</b>						
	07/17/2024	Lifeforce Medical Inservice	Training and Education	1391 Livingston Rd Crossville Tn	3	Samuel Grissom, Anna Leming, Jeremy Mangas, Alex Osmun

**Total Hours for EMS Training: 3**

<b>Presentation</b>						
	07/18/2024	Whisper Aero Hanger	Public Relations / Education	Crossville Memorial Airport	2.5	Trevor Gibson, Tim Johnson, Franco Schiavo, Chris South, Kaden Sparks, Travis Winningham
	07/27/2024	Health Department Open House	Public Relations / Education	Health Dept	4	Tim Johnson, Travis Winningham

**Total Hours for Presentation: 6.5**

<b>Active Shooter Training</b>						
	07/23/2024	Active Shooter Drill	Training and Education	1219 Cook Rd Stone Elementary	6	Jade Callister, Jake DeRossett, Tyler Driver, Jacob Garrett, Trevor Gibson, Samuel Grissom, Hunter Hamilton, Dylan Horn, Todd Kemmer, Anna Leming, Jeremy Mangas, Tyson Mcgowan, Kaleb Menzel, Alex Osmun, Franco Schiavo, David Smith , Thomas Smith , Chris South, Joshua Stilley, Richard Tinch, Casey Worsham

**Total Hours for Active Shooter Training: 6**

Only LOCKED events included.



EVENT TYPE	DATE	EVENT NAME	CATEGORY	LOCATION	HOURS	PARTICIPANTS
<b>Smoke Alarm install</b>						
	07/24/2024	Smoke Alarm Install	Public Relations / Education	1280 Stanley St	1	Tim Johnson, Franco Schiavo, Travis Winningham
	07/25/2024	Smoke Alarm Install	Public Relations / Education	759 Dayton Ave	1	Jade Callister, Jacob Garrett
	07/31/2024	Smoke Alarm Install - 107 Wayne Ave	Public Relations / Education	107 Wayne Ave	0.5	Anna Leming, Joshua Stilley
	07/31/2024	Smoke Alarm Install - 146 Our Way Loop	Public Relations / Education	146 Our Way Loop	1	Anna Leming, Joshua Stilley

**Total Hours for Smoke Alarm install: 3.5**

<b>Smoke Detector install</b>						
	07/30/2024	Smoke Detector Install	Public Relations / Education	169 Knights Way	1	Kaden Sparks, Travis Winningham

**Total Hours for Smoke Detector install: 1**

Only LOCKED events included.



# Crossville Fire Dept.

Crossville, TN

This report was generated on 8/1/2024 7:15:17 AM

**CROSSVILLE**



## Daily Log Items per Activity Code for Date Range with Personnel

Activity Codes: Water Log - Commercial Water Log | Start Date: 07/01/2024 | End Date: 07/31/2024

### Water Log - Commercial Water Log

START DATE	END DATE	DURATION (hh:mm)	STATION	APPARATUS	PERSONNEL	NOTES
07/04/2024 16:51:00	07/04/2024 16:51:00	0:00			Driver, Tyler	275 gallons James Robinson
07/06/2024 18:39:00	07/06/2024 18:39:00	0:00			Stilley, Joshua	Amanda Waldo 275 gallons
07/09/2024 11:52:00	07/09/2024 11:52:00	0:00			Stilley, Joshua	Amanda Waldo 275 gallons
07/09/2024 14:15:00	07/09/2024 14:15:00	0:00			Bond, Matthew	T&K Construction 350 gallons
07/10/2024 06:55:00	07/10/2024 06:55:00	0:00			Bond, Matthew	Rogers group 1300 gallons
07/10/2024 08:40:00	07/10/2024 08:40:00	0:00			Driver, Tyler	Roger's group 1000 gallons
07/11/2024 07:00:00	07/11/2024 07:00:00	0:00			Kemmer, Todd	Roger's Group Inc. 1300 gallons
07/11/2024 08:17:00	07/11/2024 08:17:00	0:00			Horn, Dylan	Roger's Group 1300 gallons
07/12/2024 07:01:00	07/12/2024 07:01:00	0:00			Stilley, Joshua	Roger's group 1300 gallons
07/14/2024 12:18:00	07/14/2024 12:18:00	0:00			Horn, Dylan	James Robinson 275 gallons
07/15/2024 06:35:00	07/15/2024 06:35:00	0:00			Kemmer, Todd	Roger's Group INC 800 gallons
07/15/2024 14:13:00					Hamilton, Hunter K	Rogers group 200 gal
07/17/2024 09:58:00	07/17/2024 09:58:00	0:00			Horn, Dylan	Twin K Construction 300 gallons
07/18/2024 07:39:00	07/18/2024 07:39:00	0:00			Stilley, Joshua	Walker construction 300 gallons
07/18/2024 10:12:00					Hamilton, Hunter K	Rogers group 300 gal
07/18/2024 12:02:00					Hamilton, Hunter K	Amanda Waldo 180 gal
07/18/2024 19:45:00	07/18/2024 19:45:00	0:00			Wyatt, Brian	Mark Roaden 500 Gallons
07/20/2024 16:27:00	07/20/2024 16:27:00	0:00	ST2 - CFD Station 2		Smith , Thomas	Roden 550 gallons
07/23/2024 17:31:00					Grissom, Samuel	Amanda Waldo 280 muddy branch 931 200 4405 250 gallons
07/29/2024 18:53:00	07/29/2024 18:54:00	0:01	ST2 - CFD Station 2		Smith , Thomas	Amanda Waldo 250 gallons
07/30/2024 10:40:00	07/30/2024 10:40:00	0:00			Stilley, Joshua	Selk pressure washing. 400 gallons
07/31/2024 07:55:00	07/31/2024 07:55:00	0:00			Driver, Tyler	Loftits underground plumbing 500 gallons

Displays all Daily Log Items with personnel list for DATE RANGE and ACTIVITY CODE, grouped by Activity Code



emergencyreporting.com

Doc Id: 1668

Page # 1 of 2

07/31/2024 07:57:00	07/31/2024 07:57:00	0:00			Driver, Tyler	Roger's group 450 gallons
						<b>Total Items: 23</b>
						<b>Grand Total Items: 23</b>

Displays all Daily Log Items with personnel list for DATE RANGE and ACTIVITY CODE, grouped by Activity Code



	<b>Consumption</b>	<b>Water loss - flushing</b>	<b>Water loss - leaks</b>	<b>Water loss-fire fighting</b>	<b>Total Internal Use</b>	<b>Unaccounted-for Water</b>	<b>Pumped Water</b>	<b>LOSS %</b>
<b>2023</b>								
January	97,204,700	1,029,288	158,994	1,350	1,189,632	23,639,568	122,033,900	19%
February	99,352,300	280,135	929,232	53,200	1,262,567	7,113,733	107,728,600	7%
March	81,619,500	593,713	2,016,336	500	2,610,549	36,473,251	120,703,300	30%
April	81,438,000	296,889	851,118	6,700	1,154,707	38,405,193	120,997,900	32%
May	94,928,100	323,566	1,962,690	10,200	2,296,456	30,542,044	127,766,600	24%
June	101,422,500	212,007	960,264	27,800	1,200,071	28,538,929	131,161,500	22%
July	99,325,500	28,940	724,620	13,150	766,710	35,603,190	135,695,400	26%
August	105,482,100	788,301	2,702,814	13,140	3,504,255	26,023,945	135,010,300	19%
September	105,282,800	4,188,377	590,844	59,195	4,838,416	11,620,584	121,741,800	10%
October	100,558,800	11,216	1,796,884	64,150	1,872,250	22,794,380	125,225,430	18%
November	105,902,000	97,408	590,078	8,855	696,341	9,398,859	115,997,200	8%
December	98,116,700	0	0	4,000	4,000	25,991,400	124,112,100	21%
<b>2024</b>								
January	88,553,100	378,481	3,495,413	0	3,873,894	39,582,706	132,009,700	30%
February	105,450,600	509,475	141,116	720	651,311	3,165,589	109,267,500	3%
March	90,362,500	293,661	382,776	25,360	701,797	19,023,803	110,088,100	17%
April	89,912,900	23,866	2,199,219	1,800	2,224,885	19,623,215	111,761,000	18%
May	95,249,300	60,692	2,820,340	6,835	2,887,867	22,702,133	120,839,300	19%
June	98,602,900	123,767	2,447,742	30,475	2,601,984	25,893,816	127,098,700	20%
July	115,335,300	238,550	3,193,598	12,180	3,444,328	15,916,372	134,696,000	12%
August								
September								
October								
November								
December								
<b>TOTAL:</b>								
6 mos	594,913,500	1,250,010	11,184,791	77,370	12,512,171	106,324,929	713,750,600	15%
12 mos	1,198,809,000	6,713,795	20,360,823	226,710	27,301,328	241,736,802	1,467,847,130	16%

# JULY 2024 MONTHLY REPORT

---

## MAINTENANCE DEPARTMENT – STEVE POWELL

**GENERAL MAINTENANCE WORK ORDERS COMPLETED:** 77

**SPECIAL PROJECTS/WORK ORDERS:**

- Pressure wash Public Works building
- Pressure wash sidewalks at City Hall
- Pressure wash sidewalks at Police Department
- Pressure wash sidewalks and fuel tanks at the Airport
- Mow lot for Codes
- Paint at the Airport and prepare for the Whisper Aero opening

**SERVICE TRUCK CALLS:** 23

**VEHICLE/EQUIPMENT SERVICES AND REPAIRS:**

- CODES
  - NONE
- AIRPORT
  - NONE
- CATOOSA
  - Unit 1202 – Service
- FIRE
  - Engine 18 – Repaired PTO air leak; replaced swivel on hose reel
  - Unit 15 – Service
  - Ladder 1 – Remove and clean airbox drain, check valves on engine
  - Unit 540 – Run new wires for power inverter to auxiliary battery
  - Unit 540 – Service
  - Unit 15 – Steering wheel angle sensor
- MAINTENANCE
  - NONE
- WATER TRANSMISSION/SEWER
  - Unit 406 – Replaced front brake calipers and hoses
  - Unit 439 – Service, sharpen blades
  - Boring machine trailer – Replace trailer pigtail end
  - Unit 429 – Boost truck at jobsite. Remove and reinstall battery
- MEADOW PARK LAKE
  - NONE

- STREET
  - Unit 642 – Replace crankcase filter
  - Unit 640 – Replaced tarp
  - Unit 601 (Old) – Remove all lights and radio
  - Unit 649 – Service, air filter, fuel filters
  - Unit 606 – Service
  - Unit 602 – Service, cabin air
  - Unit 604 - #7 ignition coil and plug wire
  - Roller trailer – Right front wheel cylinder
  - Unit 648 – Service, air filter, fuel filters
  - Unit 601 – Installed lights and radio; installed running boards; vent visors
- POLICE
  - Unit 75 – Service, flushed transmission
  - Unit 63 – Flushed transmission
  - Unit 19 – Service, replaced radiator and cooling fans
  - Unit 2 – Service, replaced radar
  - Unit 24 – Service
  - Unit 10 – Service, replaced radar
  - Unit 37 – Service, air filter, cabin air filter, install back seat cover
  - Unit 30 – Service
  - Unit 29 – Service, front brakes and rotors
  - Unit 40 – Service
  - Unit 27 – Service, cabin air filter, front brakes and rotor
  - Unit 59 – Remove and reinstall pigtailed (both sides)
  - Unit 8 – Service, air filter, replace radar unit
  - Unit 60 – Bank 1, Sensor 2 ; Oxygen sensor
  - Unit 17 – Service, cabin air filter
  - Unit 4 (VIP) – Battery disconnect
  - Unit 12 – Battery
  - Unit 72 – Service, cabin air
  - Unit 18 – Service, air filter, cabin air, front pads and rotors, left front axle assembly, battery and driver door lower hinge
  - Unit 37 – Troubleshoot and replace front blower motor module
  - Unit 68 – Replace rear bank coil packs; replace all six plugs
  - Unit 59 – Remove and reinstall pigtailed on both sides
  - Unit 43 – Service, inspect for water leaking into cab. Trim piece not snapped in properly – snapped into place. No leaks found.
- PARKS & RECREATION
  - Unit 702 – Service, replaced water pump and belt
  - Unit 730 – Remove and reinstall all deck wheels, bolts and nuts
- WATER TREATMENT
  - NONE
- IT DEPARTMENT
  - NONE



- EMERGENCY MANAGEMENT
  - NONE
- ENGINEERING
  - NONE
- CEMETERY
  - NONE
- STORM WATER
  - NONE
- VEOLIA
  - Spreader – Repair broken chain for slinger; install new bushing for slinger chain and spring
  - John Deere Mower – Replace upper and lower steering shaft; upper and lower shaft bushing. Adjust spring for differential lock
  - Generator at old landfill – Replace both batteries
  - Generator at sewer plant office – Replace both batteries

# MONTHLY REPORT

## Street Department – Kevin Music

### July 2024

---

#### **Street Department Work Orders:**

- Sweeper Truck 5
  - 6 Loads – 102 locations
- Patching 4
  - Cook Road, Spruce Loop, Justice Center Drive, Taylor Avenue, Thurman Avenue
- Gravel shoulders 2
- Repair catch basins 4
  - Bible Book Store, West Avenue, Cumberland Auto Parts
- New culvert installs 2
  - Neecham Street; Stout Road
- Replace culvert 2
  - Stout Drive, Old Jamestown Hwy, Deerfield, Tabor Drive
- Brush Removal 13
  - 32 Loads – 200 locations
- Concrete Work Whisper Aero Project
- Resurfacing for the FY 2023-24
- 34 Roads – 10724.55 Tons of Asphalt
- Resurfacing (Pavement cuts, driveway pothole)

#### **Sign and Electrical Maintenance Work Orders:**

- Traffic Signal Maintenance 2 Locations
- Preventive maintenance on signals 6 Locations
- Sign repair/Maintenance and Fabricating letters 14 – 29 Locations
- School Light Maintenance 1 Location
- Misc. Work with Bucket Truck
  - Take flags down on Main Street

#### **Miscellaneous:**

- Trail Lights
- Whisper Aero Project
- Airport Parking Lot
- Road closures for car show
- Beeper call-outs – Remove brick from road, remove tree, Stop sign, reset light, digital signs
- Work with insurance agent (traffic lights)

# Utility Maintenance

Jul-24  
Monthly Report

Locations: 408

Backflows Tested: 50

Grinder Pumps Sold: 12

Preliminary Inspections: 5

Final Inspections: 5

Replacement Pumps 1

Grinder Pumps Repairs 26

<u>Meter:</u>	Turn-Ons	39
	Turn-Offs	17
	Occupant Changes	75
	Reinstates	33
	Checks, Replacement, Repair	25
	Water Taps	16
	Main Line Leaks	6
	Service Repairs	8

Total Water Loss: 656,934.6 gallons

Sewer Taps 14

Sewer Line Repairs 8

Graves 4

Pipe Installed

117' of 3/4" copper
4' of 1" copper
0' of 2" copper
6' of 6" PVC
0' 12" PVC
6' 2" PVC
5' of 4" pvc
0' of 3/4 PVC
1' of 1" PVC
0 of 4" HDPE
400' of 2" HDPE

0' of 10" pvc  
2' of 8" pvc

### Monthly Summary

Replaced approximate ely 23 3/4  
water meters due to meter or AMR malfunctioning  
Read meters, Did service orders and customer complaints  
tested 38 backflows devices  
done dead end line flushing  
fixed water leaks  
made water and sewer taps  
finished up installing 2" water line on 127 North in front of Crossville wholesale carpet

### Water leaks repaired:

149 Bent Tree drive  
104 Westeria Drive  
1906 East First Street  
549 Bent Tree Drive  
1671 Sparta Hwy.  
357 Holiday Drive  
1963 Hwy. 68  
12 Westeria Drive  
623 Coon Hollow Drive  
1906 East First Street  
164 Southgate Drive  
308 Lee Drive  
3020 North Main Street  
295 Myrtle Avenue

### Water Taps:

109 Jesse Loop  
304 Holly Tree Drive irrig.  
2008 Genesis Road irrig.  
2008 Genesis Road  
155 Dewey Drive L8  
1159 Scarlett Drive  
127 Skyview Meadow Drive L17  
132 Skyview Meadow Drive L7  
138 Skyview Meadow Drive L18  
141 Skyview Meadow Drive L16  
167 Skyview Meadow Drive L 14  
172 Skyview Meadow Drive L12  
175 Skyview Meadow Drive L13

2 Riverchase Drive L34  
6 Riverchase Drive L36  
74 Riverchase Drive L38

**Sewer Taps**

109 Jesse Loop L5  
2008 Genesis Road  
155 Dewey Drive L8  
1159 Scarlett Drive  
127 Skyview Meadow Drive L17  
132 Skyview Meadow Drive L7  
138 Skyview Meadow Drive L18  
141 Skyview Meadow Drive L16  
167 Skyview Meadow Drive L14  
172 Skyview Meadow Drive L12  
175 Skyview Meadow Drive L13  
2 Riverchase Drive L34  
6 Riverchase Drive L36  
74 Riverchase Drive L38

**Sewer Line Repairs:**

175 Rusty Blue drive  
144 Ourway Loop  
209 Fourth Street  
2767 Cook Road  
482 Riverchase Drive  
Riverview Court  
512 Riverchase Drive  
519 Cumberland View Drive

**Grinder pump finals**

2064 Sparta Hwy.  
159 Mockingbird Drive  
14 Stoneview Drive  
28 Stoneview Drive  
519 Cumberland View Drive

**Grave Services**

Jack Rollins  
Howard Vern Daughtery  
Joan G. Crowell  
Glenn Farr

### Next Months Forecast

Replace AMR meters & ERTs as needed  
Do water & sewer taps & graves  
Repair Grinder pumps & cleanings & maint. checks  
Test Backflows  
Hydrant testing and/or maintenance  
Start sewer line Extension on Canary Drive  
Work on finishing dead end line flushing list

CATOOSA DEPARTMENT  
WATER LOST  
JULY 2024

<b>MASTER PUMPS</b>	<b>WATER PURCHASED</b>		
70-NORTH	14,801,000		
127 HWY	16,190,243		
GENESIS	9,363,500		
62 HWY	0		
<b>TOTAL</b>	<b>40,354,743</b>		
	<b>WATER SOLD</b>		
MASTER PUMP TOTALS	40,354,743		
LESS CUSTOMERS	25,518,300		
LESS 200 ACCOUNTS	4,868,200		
	9,968,243	<b>% of Loss</b>	<b>25%</b>
FIRE DEPARTMENT			
TANK CLEANING & FILLING	-		
METERED FILLING			
METERED FLUSHING	7,571		
UNMETERED FLUSHING	535		
UNMETERED LEAK	2,408,840		
BILL ADJUSTMENTS			
METERED LEAKS	358,802		
BULK SALES			
<b>TOTAL</b>	<b>7,192,495</b>	<b>Total % Loss</b>	<b>18%</b>

# July 2024 Maintenance Report

## Meadow Park Water Treatment Plant

### General Maintenance:

- ❖ Changed monthly water filters for machines
- ❖ Serviced dehumidifiers
- ❖ Serviced even number motors and pumps
- ❖ Changed caustic tubes in pumps
- ❖ Changed poly tubes in pumps
- ❖ Put new packing in transfer pump #1
- ❖ Cleaned out all venturi ports
- ❖ Cleaned mini split at Meadow Park and Tansi pumphouse
- ❖ Cleaned ports for ROF and LOH meters
- ❖ Repaired 40hp Tractor hydraulic fitting
- ❖ Repaired Bushhog with new PTO shaft
- ❖ Replaced 600-gal Fluoride tank
- ❖ Replaced carbon pump with new style
- ❖ Replumbed transfer pump drains for better flow
- ❖ Replumbed blow off valves
- ❖ Bushhogged field and around sludge ponds

### Unexpected Repairs:

- ❖ Transfer pump #1 packing

### Continuing Projects:

- ❖ Jesco pump for post miox
- ❖ New bicarb stand for raw pumphouse
- ❖ Industrial tank light replacement
- ❖ Fence addition and new gate placement



# July 2024 Maintenance Report

## Holiday Hills Water Treatment Plant

### General Maintenance:

- ❖ Changed monthly water filters for machines
- ❖ Serviced dehumidifiers
- ❖ Serviced even number motors and pumps
- ❖ Changed caustic tubes in pumps
- ❖ Changed poly tubes in pumps
- ❖ Adjusted basin level sensors
- ❖ Cleaned mini split unit
- ❖ Changed miox cell #2
- ❖ Built and installed leaf catch for the raw pumphouse
- ❖ Repaired water line to softener and replaced water filter housing
- ❖ Painted new yellow safety lines on rear dock
- ❖ Worked on and cleaned Mitsubishi air unit
- ❖ Replaced pressure gauge and line in miox room
- ❖ Pulled sludge pump motor and sent off for a rebuild also unhooked pump to be swapped out with spare and sent off for a rebuild
- ❖ Serviced air pumps

### Unexpected Repairs:

- ❖ Miox #2 cell replaced with spare getting quote on a new cell

### Continuing Projects:

- ❖ Pump changeouts and plumbing for pre and post miox
- ❖ New plumbing and chemical drops in the finished water line in basement
- ❖ Fence moved and new pump storage building
- ❖ Fence repair
- ❖ Raw pump #2 loss of flow getting rebuilt
- ❖ Raw pump #1 faulting at times during startup (adjusting settings to control ramp up amp draw)

## July 2024 Tournament Information

### 7/8-9/2024

- Stone Memorial High School 7 on 7
  - York, Rockwood, Monterey, Rhea County, Oliver Springs, Scott County, Coalfield, Gordonsville, Cookeville, and Sparta

### 7/13/2024

- Girl's fastpitch (8u 10u 12u 16u)
  - PGF softball association
  - Golden Glove
  - 25 teams from TN and KY
    - Knoxville, Nashville, Franklin, Chattanooga, Morristown, Cookeville, Maryville
    - London Lexington, and Louisville, KY
  - 62 hotel rooms

### 7/27/2024

- WSL- Ironman
  - 21 teams from TN, KY, and GA
    - Knoxville, Madisonville, Cleveland, Cookeville, Coalfield, Sparta, Manchester, Townsend, Nashville, McMinnville, Monroe, Crossville, TN
    - Somerset, KY
    - Rome and Dalton, GA
  - 17 hotel rooms

**Programs**

Activities	(\$160.00)	2
CYBS Youth Baseball	\$671.00	13
Upper Cumb. Youth Athletics	\$41.40	1
	<b>\$552.40</b>	<b>16</b>

**Facilities**

Centennial Park Shelter 3	\$76.76	3
Crossville Depot Meeting Room	\$1,931.40	14
Meadow Park Lake Shelter 2 (Next to Playground)	\$362.25	7
Pickleball Court 1	\$59.89	15
Pickleball Court 2	\$80.59	19
Pickleball Court 3	\$66.24	16
Pickleball court 4	\$103.50	26
Pickleball Court 5	\$120.06	30
Pickleball Court 6	\$117.99	29
Pickleball Court 7	\$140.76	34
Pickleball Court 8	\$144.90	35
Warner Field 1	\$500.00	1
	<b>\$3,704.34</b>	<b>229</b>

**POS**

Palace	\$3,355.00	1,044
Recreation	\$3.00	1
	<b>\$3,358.00</b>	<b>1,045</b>

**Vendor**

Nicks Italian Ice	\$150.00	2
	<b>\$150.00</b>	<b>2</b>

## Palace Events July 2024

<b>PALACE-PRODUCED EVENTS</b>	<b>Event</b>	<b>Artist</b>	<b># Tickets</b>	<b>Ticket</b>	<b>ACTUAL</b>	<b>Concessions</b>	<b>Sound Tech</b>	<b>NET</b>
	<b>Date</b>	<b>Fee</b>	<b>Sold</b>	<b>Revenue</b>	<b>Ticket</b>	<b>Revenue</b>	<b>Cost</b>	<b>P/L</b>
Movie: The Italian Job	July 2	\$ (225.00)	22	\$110.00	\$ 110.00	\$ 74.00		\$ (41.00)
Movie: TMNT Mutant Mayhem	July 11	\$ (225.00)	3	\$15.00	\$ 15.00	\$ 12.00		\$ (198.00)
Noise Pollution: AC/DC Tribute*	July 13	\$ (2,502.50)	180	\$4,520.00	\$ 4,025.44	\$ 224.00	\$ (125.00)	\$ 1,621.94
Movie: Surf's Up	July 23	\$ (225.00)	16	\$ 80.00	\$ 80.00	\$ 36.00		\$ (109.00)
Movie: The Sting	July 23	\$ (225.00)	23	\$ 115.00	\$ 115.00	\$ 70.00		\$ (40.00)
Movie: Ocean's 11	July 25	\$ (225.00)	24	\$ 120.00	\$ 120.00	\$ 85.00		\$ (20.00)
Analog FM*	July 27	\$ (2,000.00)	132	\$ 3,166.00	\$ 2,839.60	\$ 254.00	\$ (425.00)	\$ 668.60
Movie: A Shark Tale	July 30	\$ (225.00)	18	\$ 90.00	\$ 90.00	\$ 57.00		\$ (78.00)
Movie: Masterminds	July 30	\$ (225.00)	15	\$ 75.00	\$ 75.00	\$ 40.00		\$ (110.00)
<b>TOTALS:</b>		<b>\$ (6,077.50)</b>	<b>433</b>	<b>\$8,291.00</b>	<b>\$ 7,470.04</b>	<b>\$ 852.00</b>	<b>\$ (550.00)</b>	<b>\$ 1,694.54</b>
<i>* = Ticket splits</i>								
<b>RENTALS</b>	<b>EVENT DATE</b>	<b>RENT</b>	<b># Tickets</b>	<b>Ticket Revenue</b>	<b>OUR FEES</b>	<b>Concessions Revenue</b>	<b>Sound Tech Cost</b>	<b>NET P/L</b>
Little Miss Firecracker Pageant	July 7	\$ 225.00				\$ 525.00		\$ 750.00
Crawford Family Chiropractic Meeting	July 9	\$ 250.00				\$ 50.00		\$ 300.00
CWRT presents Bobby Horton	July 10	\$ 225.00	250			\$ 200.00		\$ 425.00
CCHS Class of 1982 rental	July 12	\$ 225.00	10		\$ (225.00)	\$ 4.00		\$ 4.00
On Fire Concerts: Rhonda Vincent	July 19	\$ 725.00	300			\$ 330.00	\$ (425.00)	\$ 630.00
Killer Beaz	July 20	\$ 600.00	240	\$ 8,584.00	\$ 912.55	\$ 314.00	\$ (125.00)	\$ 1,701.55
<b>TOTALS:</b>		<b>\$ 2,250.00</b>	<b>540</b>	<b>\$ 4,780.00</b>	<b>\$ 687.55</b>	<b>\$ 1,423.00</b>	<b>\$ (550.00)</b>	<b>\$ 3,810.55</b>
<b>OTHER</b>	<b>EVENT DATE</b>	<b>RENT/License</b>	<b># Tickets</b>	<b>Ticket Revenue</b>	<b>NET TICKET REVENUE</b>	<b>Concessions Revenue</b>	<b>Sound Tech Cost</b>	<b>NET P/L</b>
CHA group	July 16	\$ (225.00)	20			\$ 100.00		\$ (125.00)
Cumberland Fellowship	July 23	\$ (225.00)	50			\$ 250.00		\$ 25.00
TAD Center	July 25	\$ (225.00)	38			\$ 190.00		\$ (35.00)
<b>TOTALS:</b>		<b>\$ (675.00)</b>	<b>108</b>			<b>\$ 540.00</b>		<b>\$ (135.00)</b>
<b>TOTALS July: 18 events</b>		<b>\$ (4,502.50)</b>	<b>1,081</b>	<b>\$13,071.00</b>	<b>\$ 8,157.59</b>	<b>\$ 2,815.00</b>	<b>\$ (1,100.00)</b>	<b>\$ 5,370.09</b>

# Permits Break Down Report

	City & County Mechanical	City & County Plumbing	City Commercial	City Residential	Land Disturbance Permits	Sign	Total Permits	County Fees Paid	City Fees Paid	Total Fees Paid
July 2024	35	9	3	11	3	4	65	\$1,230.00	\$9,315.00	\$10,545.00
<b>Total</b>	<b>35</b>	<b>9</b>	<b>3</b>	<b>11</b>	<b>3</b>	<b>4</b>	<b>65</b>	<b>\$1,230.00</b>	<b>\$9,315.00</b>	<b>\$10,545.00</b>

6 Months interest in  
November and May  
Principal payment in May

					6/30/2024	Due May		6/30/2025
	PAY	INT		LOAN	PRINCIPLE	INTEREST	LOAN	
	<u>OUT</u>	<u>RATE</u>		<u>BALANCE</u>	<u>PAYMENT</u>	<u>PAYMENT</u>	<u>BALANCE</u>	
<b>GENERAL FUND</b>								
2020 Series A1 Bonds	2021	2037	4.00%	\$ 3,790,000	\$ 65,000	\$ 82,650	\$ 3,725,000	
2020 Series B Bonds	2021	2028	4.27%	\$ 1,110,000	\$ 270,000	\$ 15,418	\$ 840,000	
2020 Series A2 Bonds	2021	2037	3.00%	\$ 980,000	\$ 65,000	\$ 20,250	\$ 915,000	
				\$ -	\$ -	\$ -	\$ -	
				<u>\$ 5,880,000</u>	<u>\$ 400,000</u>	<u>\$ 118,318</u>	<u>\$ 5,480,000</u>	

Water & Sewer Fund

2020 Series C Bonds	0.80534	2050	4.00%	\$ 28,215,000	\$ 610,000	\$ 636,166	\$ 27,605,000
Catoosa's Share	0.19466			\$ 5,487,483	\$ 118,743	\$ 123,836	\$ 5,368,740
				<u>\$ 22,727,517</u>	<u>\$ 491,257</u>	<u>\$ 512,330</u>	<u>\$ 22,236,260</u>
2020 Sries D Bonds		2027	4.19%	\$ 620,000	\$ 210,000	\$ 7,936	\$ 410,000
				<u>\$ 23,347,517</u>	<u>\$ 701,257</u>	<u>\$ 520,266</u>	<u>\$ 22,646,260</u>

CATOOSA

2020 Series C Bonds		2050	4.00%	\$ 5,487,483	\$ 118,743	\$ 123,836	\$ 5,368,740
5/20/2021 RUD Plateau tank	40 yrs	2061	1.75	\$ 857,355	\$ 16,380	\$ 14,591	\$ 857,355
4/11/2022 RUD Plateau tank		40	2061	1.5	\$ 301,796	\$ 5,896	\$ 301,796
				<u>\$ 6,344,838</u>	<u>\$ 135,123</u>	<u>\$ 138,427</u>	<u>\$ 6,226,095</u>

**TOTALS (WATER & SEWER FUND)** \$ 29,692,355 \$ 836,380 \$ 658,693 \$ 28,872,355

TOTAL ALL FUNDS \$ 35,572,355 \$ 1,236,380 \$ 777,011 \$ 34,352,355

CITY OF CROSSVILLE  
CURRENT GRANTS/PROJECTS

GENERAL FUND

Grant Agency	Project	ARRA	Amount			Money	Money	To Be
			Grant	Local	Total	Spent	Received	Received
<b>AWARDED:</b>								
Dept. of Justice	Bulletproof vests	No	\$ 36,781.44	\$ 36,781.44	\$ 73,562.88	\$ 63,732.12	\$ 39,343.78	\$ -
Dept. of Justice	Body Worn Cameras	No	\$ 43,000	\$ 43,000.00	\$ 86,000.00	\$ 117,082.94	\$ 43,000.00	
THSO Alcohol Saturation/Checkpoint Grant	Alcohol Saturation-2022	No	\$ 20,000.00	\$ -	\$ 20,000.00			
HIDTA	Drug Task Force Overtime		\$ 18,000.00	\$ -	\$ 18,000.00			
TDOT-Aeronautics	Airport Layout Plan		\$ 190,000.00	\$ 10,000.00	\$ 200,000.00	\$ 31,473.39	\$ 22,582.16	
TDOT-Aeronautics	Airport Lighting Rehab		\$ 153,395.00	\$ 1,835.00	\$ 155,230.00	\$ 135,750.14	\$ 133,915.14	
TDOT-TAP	Downtown Sidewalks/Lights		\$ 2,393,388.00	\$ 757,508.00	\$ 3,150,896.00			
TDOT-Aeronautics	Terminal Renovations		\$ 1,062,293.00	\$ 49,723.00	\$ 1,112,016.00	\$ 579,149.25	\$ 96,561.88	\$ 482,587.37
TDOT-Aeronautics	Airport Maintenance 23-24		\$ 15,000.00	\$ -	\$ -	\$ 5,231.29	\$ 4,969.73	
TNECD	Spec Building FY24-25		\$ 4,523,950.35	\$ 238,102.65	\$ 4,762,053.00			
<b>TOTALS</b>			<b>\$ 3,916,857.44</b>	<b>\$ 849,124.44</b>	<b>\$ 3,703,688.88</b>			