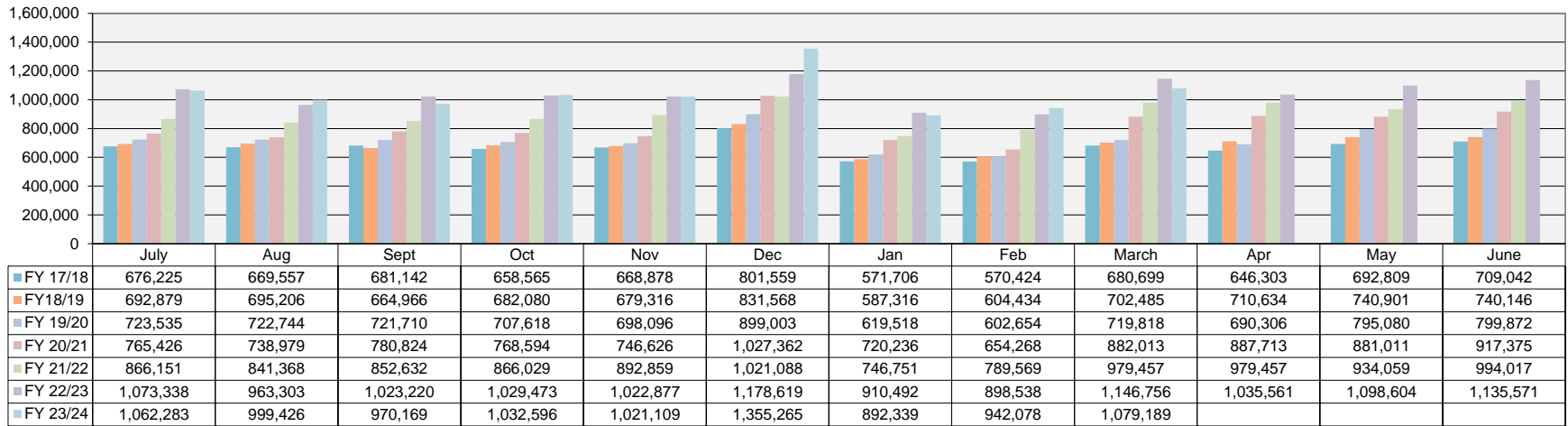
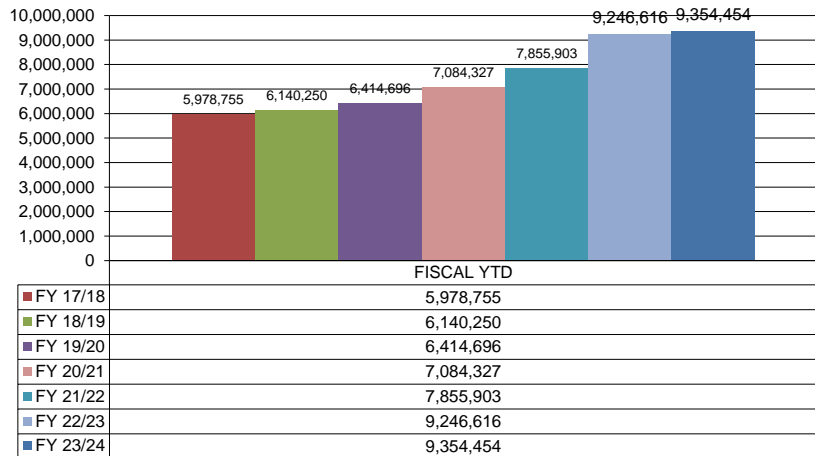


Sales Tax



Sales Tax Revenue Year-to-Date

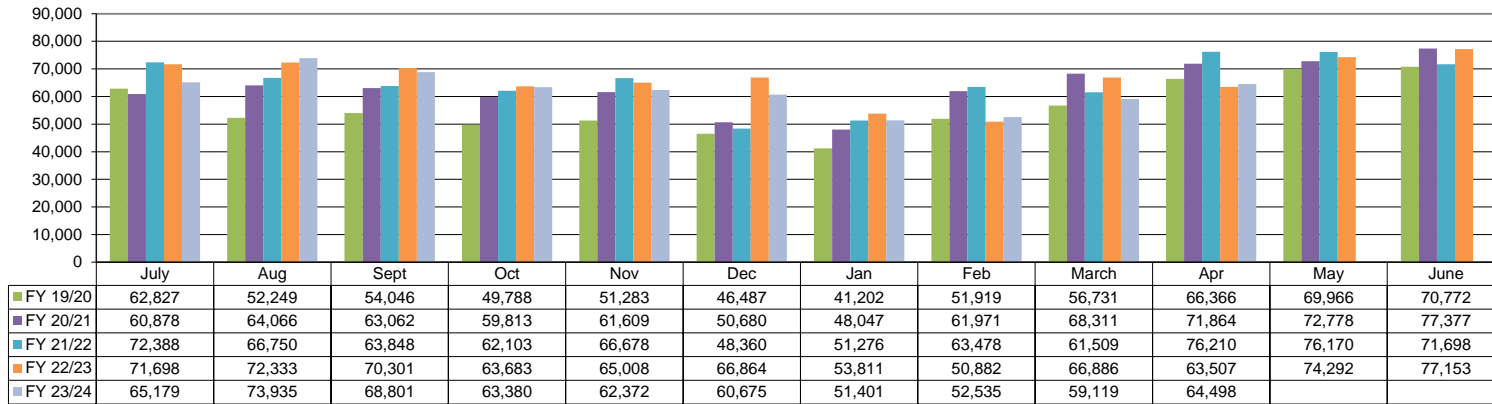


*COLLECTIONS IN THE CITY OF CROSSVILLE

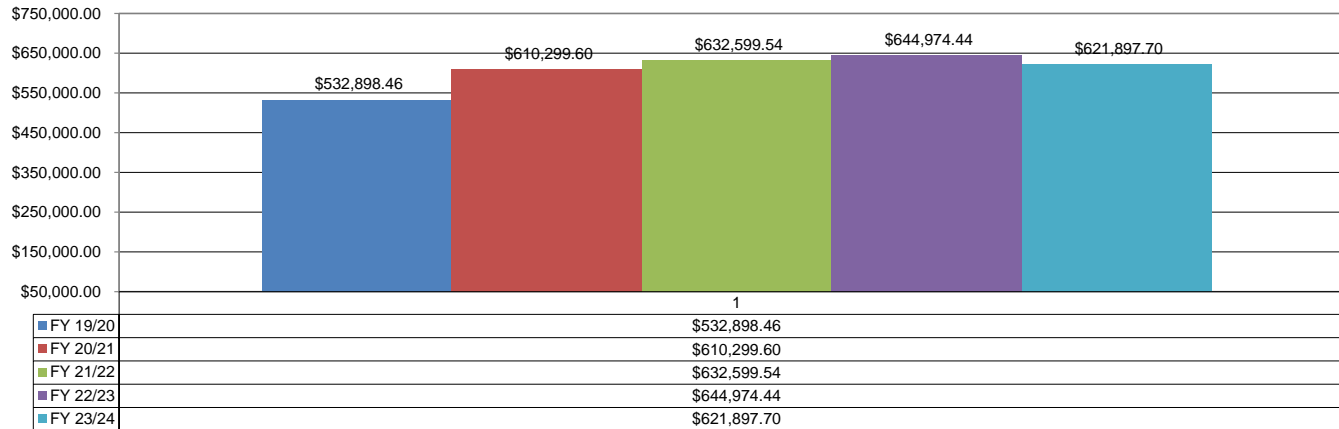
State of TN Cost of Administration	1.125%	\$ 24,653.25
Net Collections (sent to Trustee's office)		\$ 2,166,746.86
Local Option Out of State Distribution		\$ 13,298.64
Trustee of Cumberland County	1%	\$ 21,667.47
Net To Be Distributed		\$ 2,158,378.03
CITY OF CROSSVILLE SPLIT		
Check to City of Crossville		\$ 1,079,189.02
Check to Cumberland County Board of Education		\$ 1,079,189.02

*Totals reported in May but actually collected in March

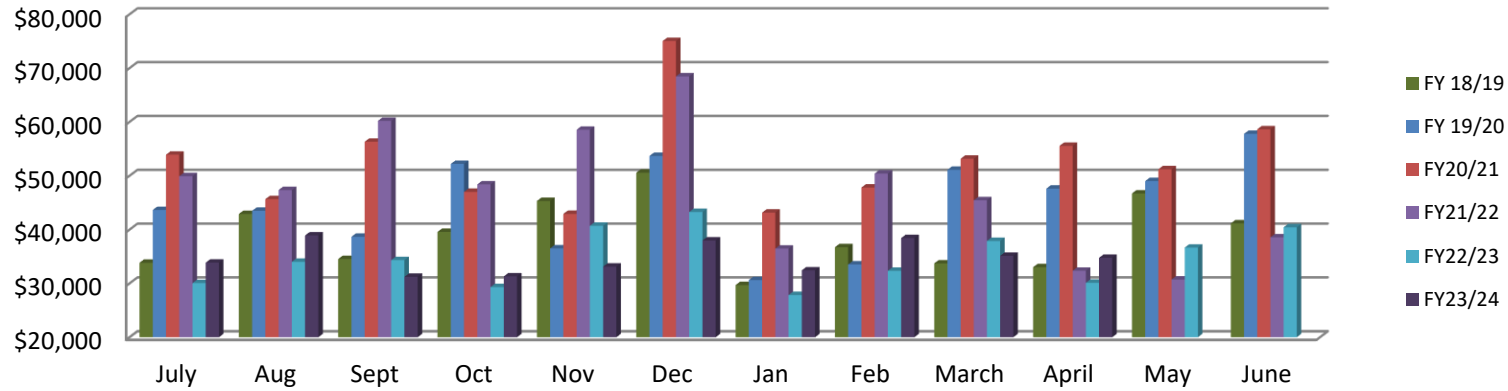
Wholesale Beer Tax



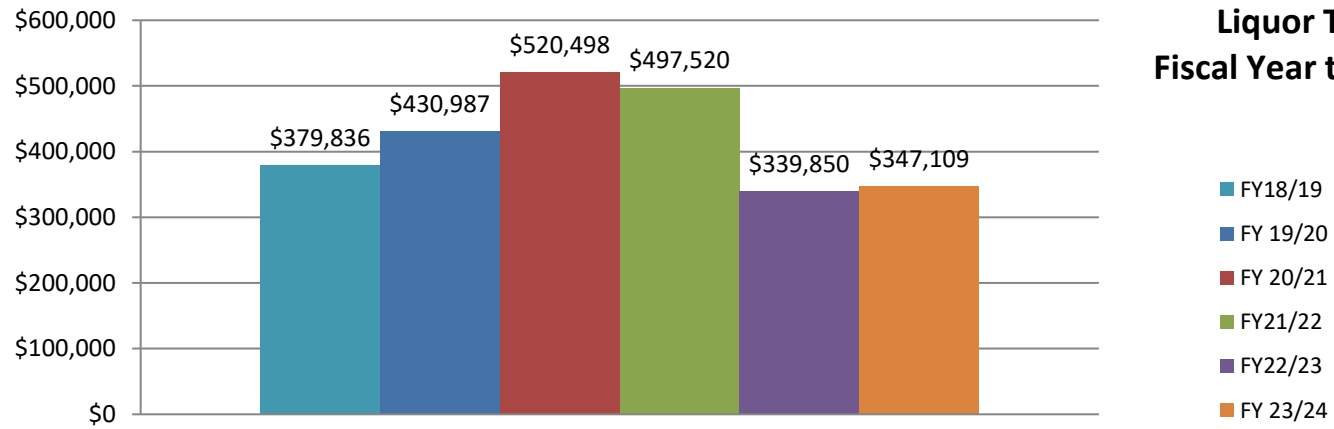
Wholesale Beer Tax Revenue Year To Date

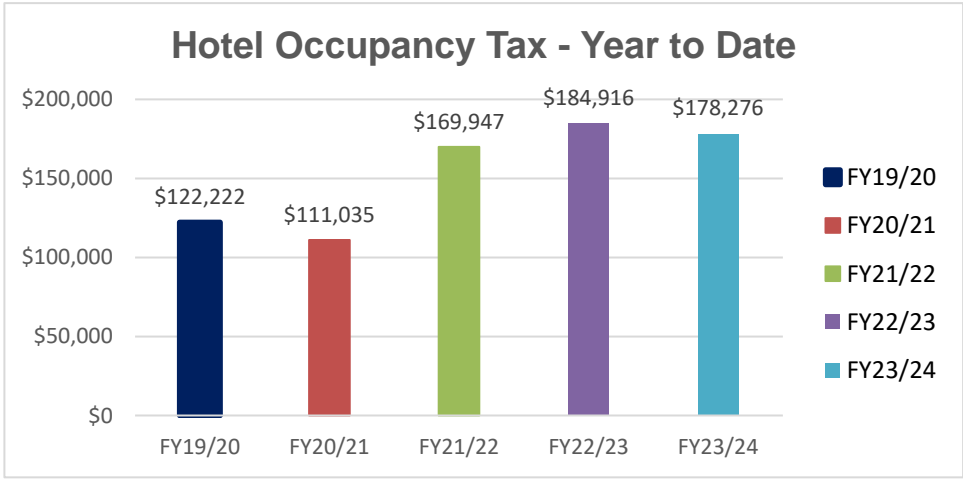
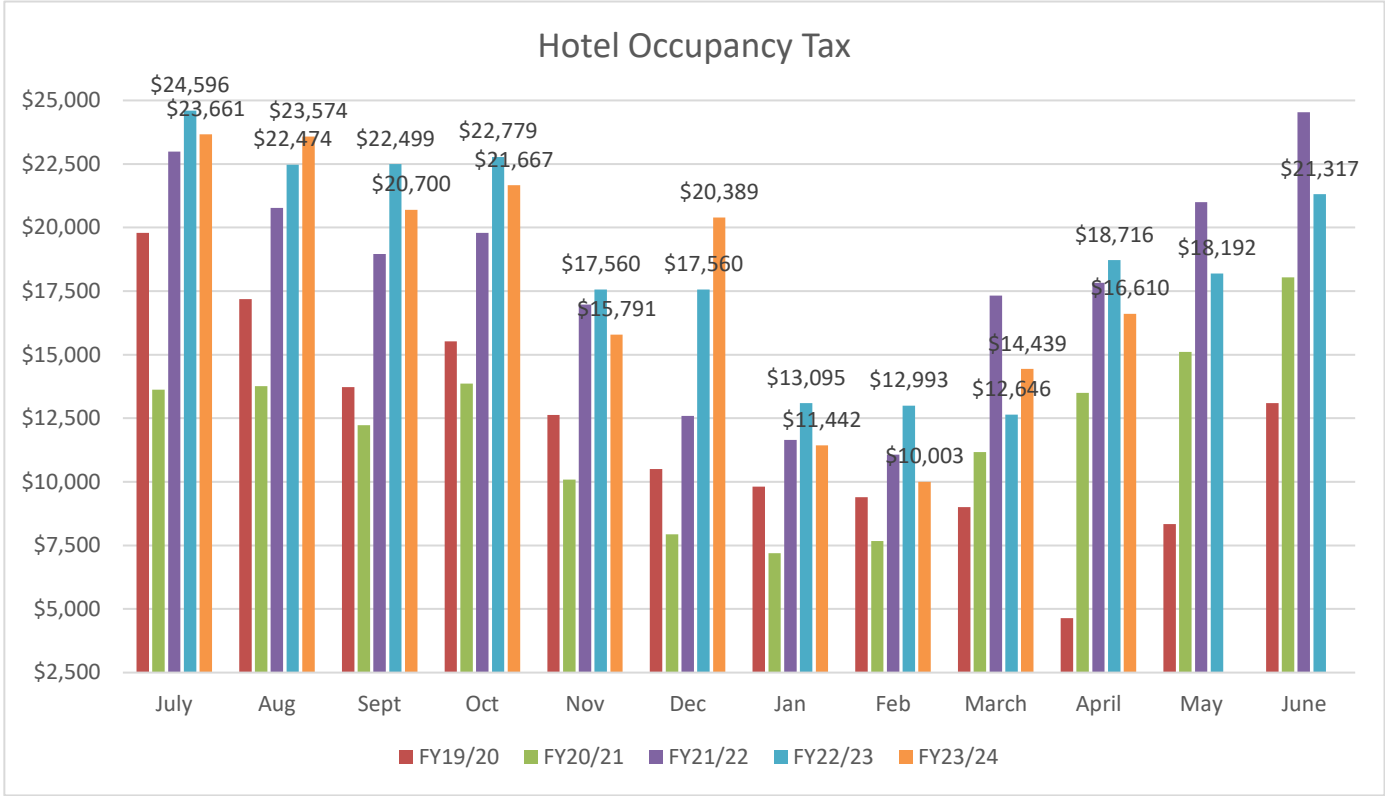


Liquor Income



Liquor Tax Fiscal Year to Date





Monthly Stats
May 2024

CITATIONS		OFFENSES		ARRESTS	
Ran Stop Sign	13	Burglary	4	Burglary	3
Speeding	34	Theft from Vehicle	4	Theft All Other	2
Seatbelt Violation	32	Theft of Vehicle Parts	1	Shoplifting	8
Unnecessary Noise	1	Theft All Other	1	Assault	3
Passing Funeral Process.	1	Assault	2	Domestic Assault	2
Failure to Yield		Fraud	7	Viol. OP/Bond Conditions	3
Registration Violation	29	Death	1	Resist/Evading Arrest	3
Light Law Violation	20	Shoplifting	8	Drug Violation	9
Window Tint	1	Drug Violation	2	Drug Equipment	6
Insurance Violation	15	Lost Property	1	DUI	7
Due Care	1	Vandalism	4	Vehicle Theft	1
Texting While Driving	6	Counterfeit	3	DOR/DOS/No DL	9
		Vehicle Theft	2	Wepons Law Violation	5
		Dog Bite	2	Public Intoxication	15
		Criminal Trespass	1	Criminal Trespass	3
		Drug Equipment	3	Theft from Vehicle	1
		Intimidation	1	Fraud	1
		Missing child	3	Counterfeit	
		Property Damage	2	Disorderly Conduct	1
		Recovery	2	Warrant	17
		Child Pornography	2	Hit & Run	1
		Overdose	1	Criminal Impersonation	2
		Extortion	1	Robbery	1
				Reckless Driving	1
				Child Neglect	2
				Underage Consumption	4
				Tampering w/ Evidence	1
TOTAL	153	TOTAL	58	TOTAL	111
SPEED WARNINGS	6	JUVENILE ARRESTS		TOTAL CALLS	2343
WARNINGS	0	Runaway	1	ANIMAL CONTROL CALLS	53
JUVENILE CITATIONS		Vaping/Tobacco Viol.	9	ACCIDENTS	
Registration Violation	1	Shoplifting	4	Fatality	0
		Vandalism	1	With Injury	16
		Assault	2	Without Injury	25
		Drug Violation	1	Minor	77
TOTAL	1	TOTAL	18	TOTAL	118

* May 1st participated in the Mock DUI at CCHS.

* Participated in Tennessee Highway Safety Office's Hands Across the Border events. May 10th in North Carolina, May 16th in Kentucky, May 17th in Alabama and May 24th in Georgia.

* May 25th provided traffic and crowd control for the Cruise In.



CROSSVILLE POLICE DEPARTMENT

STAT COMPARISONS

MAY 2024 TOTAL CALLS - 2,343

APRIL 2024 TOTAL CALLS— 1,900

YEAR TO DATE - 8,366

SPECIAL EVENTS

MOCK DUI CCHS

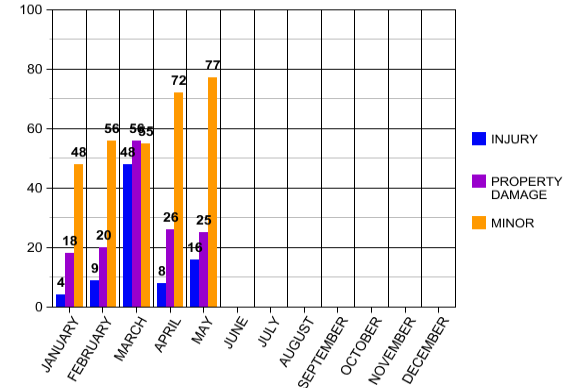
CAR SHOW

THSO ROADBLOCK NC

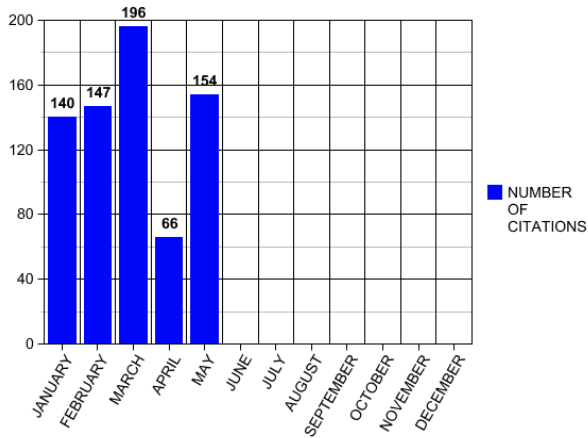
THSO ROADBLOCK KY

THSO ROADBLOCK AL

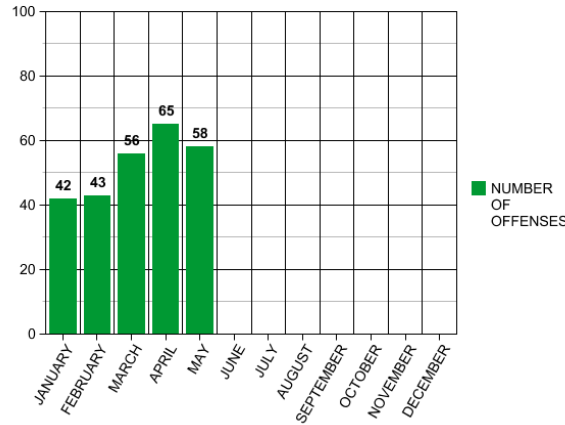
MONTHLY ACCIDENTS



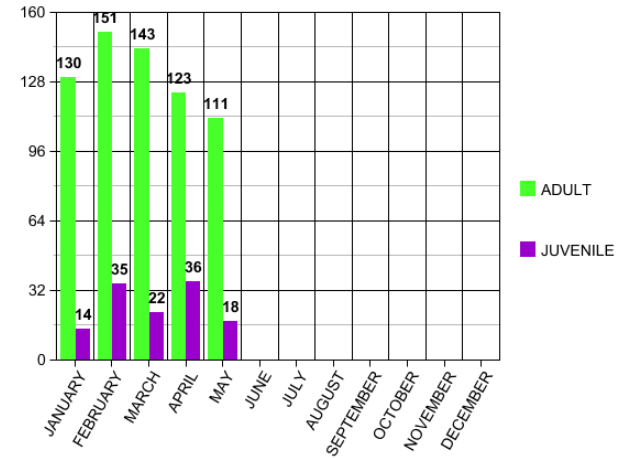
MONTHLY CITATIONS



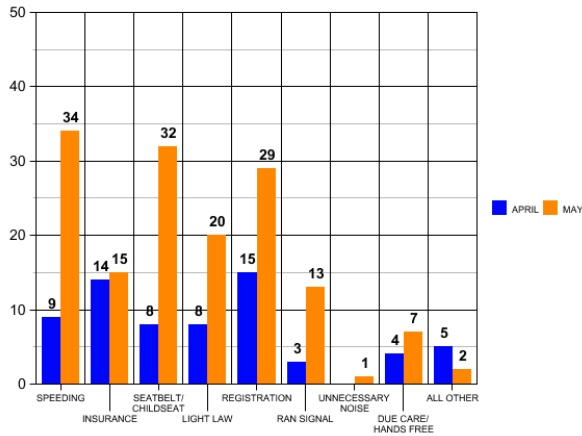
MONTHLY OFFENSES



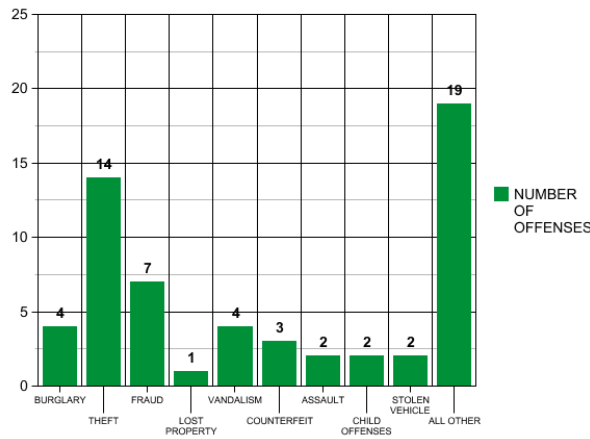
MONTHLY ARREST



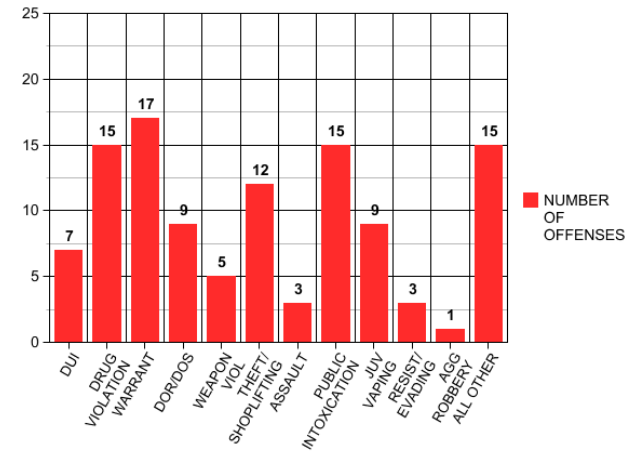
PREVIOUS MONTH CITATION COMPARISON



OFFENSE BY CATEGORY



ARREST BY CATEGORY

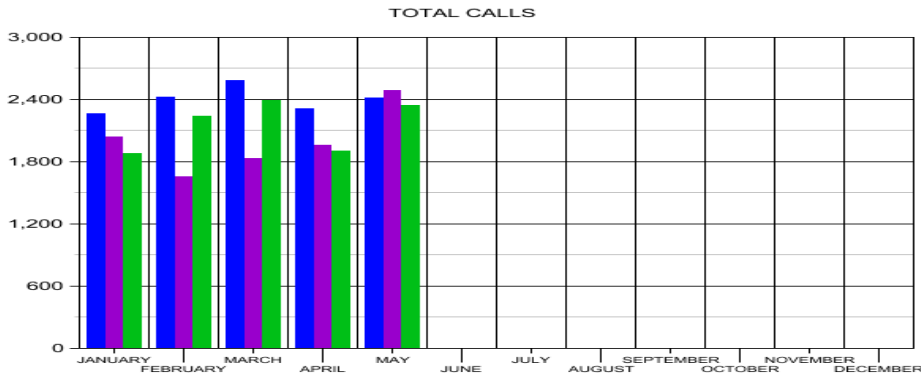




CROSSVILLE POLICE DEPARTMENT STAT COMPARISONS

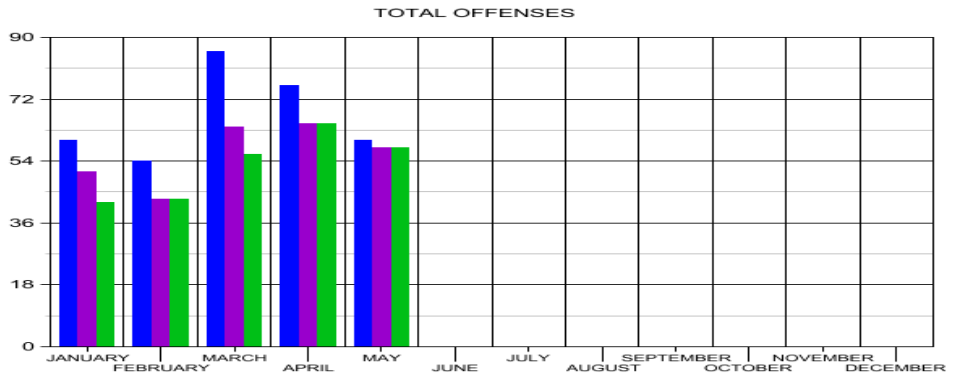
YEAR TO YEAR— MAR 2024

■ ■ ■
2022 **2023** **2024**



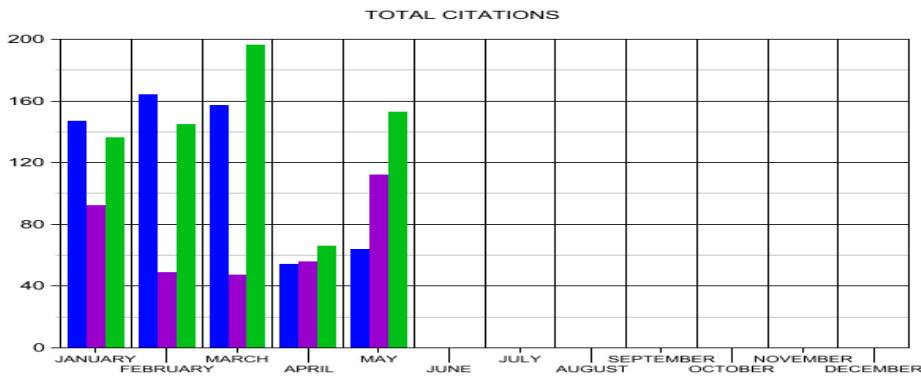
CALLS

2022—11,995 2023—9,976 2024—10,757



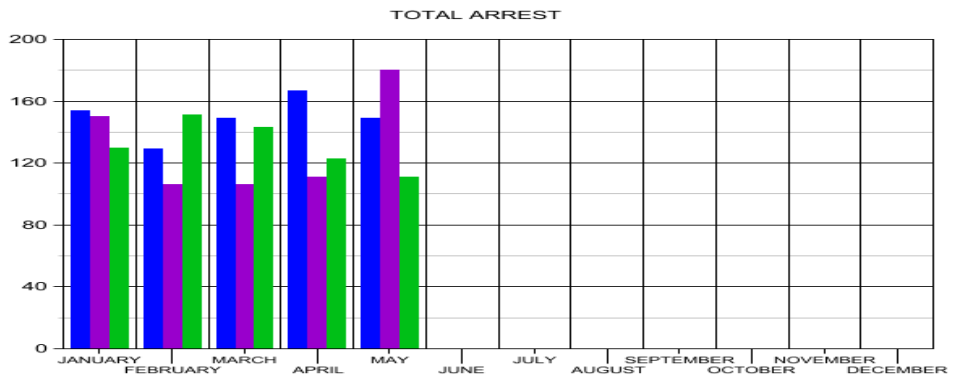
OFFENSES

2022—336 2023—281 2024—264



CITATIONS

2022—588 2023—356 2024—702



ARREST

2022—848 2023—761 2024—765

SRO Monthly Report May 2024

ACTIVITY		Martin	CCHS	SMHS	Phoenix	TOTAL
OFFENSE REPORTS		0	6	4	0	10
INCCIDENT REPORTS		0	0	5	2	7
ACCIDENT REPORTS		0	0	0	0	0
ARREST/CITATIONS ISSUED		0	6	5	3	14
ASSAULT		0	1	0	1	2
AGGRAVATED ASSAULT		0	0	0	0	0
DISORDERLY CONDUCT		0	0	0	0	0
VANDALISM		0	0	0	0	0
THEFT RELATED		3	0	1	0	4
WEAPON RELATED		0	0	0	0	0
TRAFFIC RELATED		0	0	0	0	0
ALCOHOL RELATED						
	POSSESSION	0	0	0	0	0
	UNDER INFLUENCE	0	0	0	0	0
TOBACCO RELATED						
	VAPE	4	5	3	0	12
	VAPE THC	0	0	0	0	0
DRUG RELATED						
	POSSESSION	0	0	1	1	2
	UNDER INFLUENCE	0	0	0	0	0
CONSULTATION SESSIONS						
WITH	STUDENTS	88	146	177	51	462
	PARENTS	45	11	33	1	90
	FACULTY	105	34	74	0	213
X-CURRICULAR ACTIVITIES		0	4	0	0	4
SCHOOL RELATED MEETINGS		22	0	0	0	22
TRAINING/RESEARCH		0	0	0	0	0
STUDENT SERVICES		26	0	2	0	28
CLASSROOM INSTRUCTION		0	0	4	0	4
TOTALS		293	213	309	59	1748

Crossville Fire Dept.

Crossville, TN

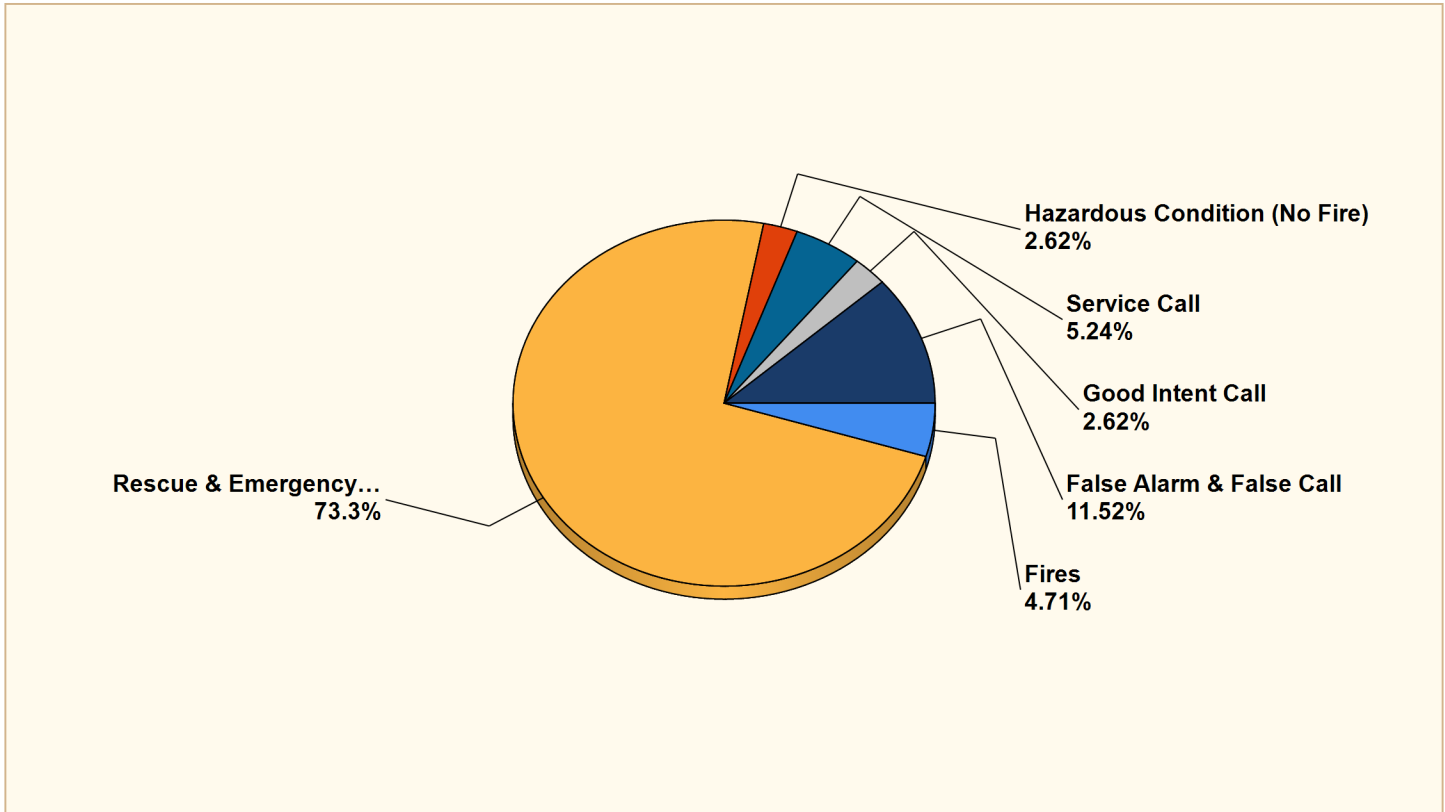
This report was generated on 6/3/2024 7:42:41 AM

CROSSVILLE



Breakdown by Major Incident Types for Date Range

Zone(s): All Zones | Start Date: 05/01/2024 | End Date: 05/31/2024



MAJOR INCIDENT TYPE	# INCIDENTS	% of TOTAL
Fires	9	4.71%
Rescue & Emergency Medical Service	140	73.3%
Hazardous Condition (No Fire)	5	2.62%
Service Call	10	5.24%
Good Intent Call	5	2.62%
False Alarm & False Call	22	11.52%
TOTAL	191	100%

Only REVIEWED and/or LOCKED IMPORTED incidents are included. Summary results for a major incident type are not displayed if the count is zero.



Detailed Breakdown by Incident Type

INCIDENT TYPE	# INCIDENTS	% of TOTAL
111 - Building fire	5	2.62%
113 - Cooking fire, confined to container	1	0.52%
131 - Passenger vehicle fire	2	1.05%
141 - Forest, woods or wildland fire	1	0.52%
311 - Medical assist, assist EMS crew	1	0.52%
321 - EMS call, excluding vehicle accident with injury	121	63.35%
322 - Motor vehicle accident with injuries	13	6.81%
323 - Motor vehicle/pedestrian accident (MV Ped)	1	0.52%
324 - Motor vehicle accident with no injuries.	3	1.57%
341 - Search for person on land	1	0.52%
411 - Gasoline or other flammable liquid spill	1	0.52%
444 - Power line down	3	1.57%
445 - Arcing, shorted electrical equipment	1	0.52%
500 - Service Call, other	7	3.66%
551 - Assist police or other governmental agency	3	1.57%
611 - Dispatched & cancelled en route	3	1.57%
631 - Authorized controlled burning	2	1.05%
700 - False alarm or false call, other	2	1.05%
733 - Smoke detector activation due to malfunction	2	1.05%
735 - Alarm system sounded due to malfunction	1	0.52%
743 - Smoke detector activation, no fire - unintentional	7	3.66%
744 - Detector activation, no fire - unintentional	1	0.52%
745 - Alarm system activation, no fire - unintentional	9	4.71%
TOTAL INCIDENTS:	191	100%

Only REVIEWED and/or LOCKED IMPORTED incidents are included. Summary results for a major incident type are not displayed if the count is zero.



Crossville Fire Dept.

Crossville, TN

This report was generated on 6/3/2024 7:44:31 AM

CROSSVILLE



Daily Log Items per Activity Code for Date Range with Personnel

Activity Codes: Water Log - Commercial Water Log | Start Date: 05/01/2024 | End Date: 05/31/2024

Water Log - Commercial Water Log

START DATE	END DATE	DURATION (hh:mm)	STATION	APPARATUS	PERSONNEL	NOTES
05/04/2024 15:17:00	05/04/2024 15:17:00	0:00			Connell , Jeff	James Robertson 275 gallons
05/07/2024 15:43:00	05/07/2024 15:43:00	0:00			Wyatt, Brian	300 Gallons Loftis underground
05/09/2024 13:56:00	05/09/2024 13:56:00	0:00	ST2 - CFD Station 2		Smith , Thomas	Mark Roden phone 256-559-4077 650 gallons
05/11/2024 11:40:00	05/11/2024 11:40:00	0:00			Mcgowan, Tyson Scott	Amanda Waldo 135 gallons
05/12/2024 11:16:00	05/12/2024 11:16:00	0:00			Stilley, Joshua	Amanda Waldo 125 gallons
05/13/2024 14:02:00	05/13/2024 14:02:00	0:00			Stilley, Joshua	American Engineers. PH 1 270 834 9057 . 300 gallons
05/14/2024 08:37:00	05/14/2024 08:37:00	0:00			Mcgowan, Tyson Scott	American Engineering 300 gallons
05/15/2024 10:59:00	05/15/2024 10:59:00	0:00			Horn, Dylan	American Engineers 300 Gallons
05/16/2024 10:15:00	05/16/2024 10:15:00	0:00			Wyatt, Brian	American Engineers 300 gallons
05/16/2024 12:44:00					Hamilton, Hunter K	American engineers 300 gal 270-651-7220
05/17/2024 11:36:00	05/17/2024 11:36:00	0:00	ST2 - CFD Station 2		Smith , Thomas	American Engineers 600 gal
05/19/2024 17:53:00					Hamilton, Hunter K	Amanda Waldo 931-200-4405 200 gal
05/20/2024 07:45:00	05/20/2024 07:45:00	0:00			Mcgowan, Tyson Scott	Walker Construction 1,000 gallons
05/24/2024 10:51:00	05/24/2024 10:51:00	0:00			Horn, Dylan	Amanda Waldo 250 gallons
05/24/2024 15:02:00	05/24/2024 15:02:00	0:00			Horn, Dylan	James Robertson 275 gallons
05/25/2024 15:35:00	05/25/2024 15:35:00	0:00			Stilley, Joshua	James Robinson 275 gallons
05/28/2024 15:15:00	05/28/2024 15:15:00	0:00			Stilley, Joshua	Dan Spear 765-776-7147 500 gallons
05/30/2024 13:02:00	05/30/2024 13:02:00	0:00			Stilley, Joshua	Mark Roden 256-559-4077 750 gal.

Total Items: 18

Grand Total Items: 18

Displays all Daily Log Items with personnel list for DATE RANGE and ACTIVITY CODE, grouped by Activity Code



	Consumption	Water loss - flushing	Water loss - leaks	Water loss-fire fighting	Total Internal Use	Unaccounted-for Water	Pumped Water	LOSS %
2023								
January	97,204,700	1,029,288	158,994	1,350	1,189,632	23,639,568	122,033,900	19%
February	99,352,300	280,135	929,232	53,200	1,262,567	7,113,733	107,728,600	7%
March	81,619,500	593,713	2,016,336	500	2,610,549	36,473,251	120,703,300	30%
April	81,438,000	296,889	851,118	6,700	1,154,707	38,405,193	120,997,900	32%
May	94,928,100	323,566	1,962,690	10,200	2,296,456	30,542,044	127,766,600	24%
June	101,422,500	212,007	960,264	27,800	1,200,071	28,538,929	131,161,500	22%
July	99,325,500	28,940	724,620	13,150	766,710	35,603,190	135,695,400	26%
August	105,482,100	788,301	2,702,814	13,140	3,504,255	26,023,945	135,010,300	19%
September	105,282,800	4,188,377	590,844	59,195	4,838,416	11,620,584	121,741,800	10%
October	100,558,800	11,216	1,796,884	64,150	1,872,250	22,794,380	125,225,430	18%
November	105,902,000	97,408	590,078	8,855	696,341	9,398,859	115,997,200	8%
December	98,116,700	0	0	4,000	4,000	25,991,400	124,112,100	21%
2024								
January	88,553,100	378,481	3,495,413	0	3,873,894	39,582,706	132,009,700	30%
February	105,450,600	509,475	141,116	720	651,311	3,165,589	109,267,500	3%
March	90,362,500	293,661	382,776	25,360	701,797	19,023,803	110,088,100	17%
April	89,912,900	23,866	2,199,219	1,800	2,224,885	19,623,215	111,761,000	18%
May	95,249,300	287,796	3,928,872	6,835	4,223,503	21,366,497	120,839,300	18%
June								
July								
August								
September								
October								
November								
December								
TOTAL:								
6 mos	567,645,100	1,493,279	10,147,396	38,715	11,679,390	128,753,210	708,077,700	18%
12 mos	1,185,618,800	6,819,529	17,512,900	225,005	24,557,434	262,733,096	1,472,909,330	18%

*December 2023 loss % is not accurate due to missing numbers in water loss flushing and leaks.

MONTHLY REPORT

Street Department – Kevin Music

May 2024

Street Department Work Orders:

• Sweeper Truck	123 Locations, 10 loads of Debris
• Paving	3
• Patching	23 Locations
• Gravel shoulders	4 Locations
• Clean & reshape ditches	1
• Clean culverts	3 Locations
• Repair catch basins	2
• Clean catch basins	13 Locations, 1 load of debris
• Brush Removal	187 Locations, 35 loads of Debris
• Concrete Work	3
• Culvert Installs	3
• Durapatching	22 Locations

Sign and Electrical Maintenance Work Orders:

• Traffic Signal Maintenance	13
• Preventative maintenance on signals	5
• Sign repair/Maintenance and Fabricating letters	10, 9 Locations
• Loop Maintenance	2
• School Light Maintenance	1
• Street Light Maintenance	1
• Misc. Work with Bucket Truck (Flags & Banners)	3

Miscellaneous:

• Shop Maintenance	2
• Whisper Aero Project	8
• Recreation Center Lot	5
• Walking Trail	
• Training	
○ Safety meeting – Storm Safety	
• Assist with the new fuel pump	
• Road closures for the car show and Cann-I-Help	
• Beeper	
○ Tree down	2
○ Traffic light	3

MAY 2024 MONTHLY REPORT

MAINTENANCE DEPARTMENT – STEVE POWELL

GENERAL MAINTENANCE WORK ORDERS COMPLETED: 73

SPECIAL PROJECTS/WORK ORDERS:

- Install gate on Hilltopper's Walking Trail
- Move gate at the Airport

SERVICE TRUCK CALLS: 28

VEHICLE/EQUIPMENT SERVICES AND REPAIRS:

- CODES
 - NONE
- AIRPORT
 - NONE
- CATOOSA
 - Unit 1200 – Service, replaced rear brake pads
 - Unit 1201 – Service, air filter, bearing assembly
 - Unit 1207 – Service
 - Unit 1205 – Service
 - Unit Old 205 – Picked up truck and brought to shop – installed new brake line and bleed system. Found lower radiator hose leaking, replaced, and filled with fluid.
- FIRE
 - Polaris – Service
 - Squad #1 – Service, all four brakes and rotors, air filter
- MAINTENANCE
 - NONE
- WATER TRANSMISSION/SEWER
 - Unit 401 – Service, replaced rear pads and rotors
 - Unit 402 – Service
 - Unit 406 – Install new fuse panel, all four brakes and rotors
 - Unit 404 – Service
 - Unit 425 – Service
- MEADOW PARK LAKE
 - NONE
- STREET
 - Unit 621 – Replaced out-rigger pads
 - Unit 644 – Replaced foot valve

- POLICE
 - Unit 81 – Service, replaced rear brakes
 - Unit 58 – Service, transmission flushed
 - Unit 82 – Service, replaced front and rear brakes
 - Unit 77 – Replaced front stabilizer bars; service
 - Unit 78 – Battery
 - Unit 46 – Service
 - Unit 38 – Service
 - Unit 65 – Service, rear wiper blade, blower motor register and pigtail, repair wiring to siren speaker, air filter
 - Unit 45 – Service
 - Unit 25 – Service, cabin air filter, wiper blades, wheel stud, repair washer bottle
 - Unit 66 – Service, front brakes and rotors, air filter, cabin air filter
 - Unit 58 – Flushed transmission
 - Unit 28 (Pathfinder) – Replaced cylinder one coil, replace all six plugs
- CENTENNIAL PARK
 - Unit 710 – Rear axle bearings and seals on the right side
- WATER TREATMENT
 - NONE
- IT DEPARTMENT
 - NONE
- EMERGENCY MANAGEMENT
 - Unit 144 - Service
- SEWER PLANT
 - Unit 815 – Replaced water pump, belt tensioner and oil pan
- ENGINEERING
 - Unit 303 – Service, air filter and wiper blades
 - Unit 310 – Service
- CEMETERY
 - Unit 439 (Kubota mower) – Changed oil and filter
- STORM WATER
 - NONE
- VEOLIA
 - Unit 812 – Replaced front pads and calipers

May 2024 Maintenance Report

Holiday Hills Water Treatment Plant

General Maintenance:

- ❖ Changed monthly water filters for machines
- ❖ Serviced Dehumidifiers
- ❖ Serviced Even number motors and pumps
- ❖ Changed caustic tubes in pumps
- ❖ Changed poly tubes in pumps
- ❖ Serviced and worked 4 raw water intake gates
- ❖ Serviced Sludge pump
- ❖ Calibrated Rate of Flow and Loss of 8 Head Cells
- ❖ Cleaned out 10 Venturi Ports
- ❖ Sprayed weeds in back lot and around plant
- ❖ Had finished wet well cleaned and inspected
- ❖ Serviced Air pumps
- ❖ Repaired breaks and cracks in basin wall with patch

Unexpected Repairs:

- ❖ Miox tube for post miox replacement

Continuing Projects:

- ❖ Pump changeouts and plumbing for pre and post miox
- ❖ New plumbing and chemical drops in the finished water line in basement
- ❖ Fence moved and new pump storage building
- ❖ Fence repair
- ❖ Raw pump #2 loss of flow getting rebuilt
- ❖ Raw pump #1 faulting at times during startup (adjusting settings to control ramp up amp draw)

May 2024 Maintenance Report

Meadow Park Water Treatment Plant- Brian Lowe

General Maintenance:

- ❖ Changed monthly water filters for machines
- ❖ Serviced dehumidifiers
- ❖ Serviced even number motors and pumps
- ❖ Changed caustic tubes in pumps
- ❖ Changed poly tubes in pumps
- ❖ Calibrated Rate of Flow and Loss of 8 Head Cells
- ❖ Cleaned out 6 Venturi Ports
- ❖ Sprayed weeds in back lot and around plant
- ❖ Finished wet well cleaned and inspected
- ❖ Serviced Air pumps

Unexpected Repairs:

- ❖ Changed busted hoses in 2 post miox pumps
- ❖ Adjusted packing gland in transfer pump #2
- ❖ Repaired forced air system for miox tanks

Continuing Projects:

- ❖ Jesco pump for post miox
- ❖ New bicarb stand for raw pumphouse
- ❖ Industrial tank light replacement
- ❖ Fence addition and new gate replacement

Utility Maintenance

May-24
Monthly Report

Locations: 418

Backflows Tested: 23

Grinder Pumps Sold: 4

Preliminary Inspections: 2

Final Inspections: 2

Replacement Pumps 5

Grinder Pumps Repairs 29

<u>Meter:</u>	Turn-Ons	26
	Turn-Offs	26
	Occupant Changes	60
	Reinstates	30
	Checks, Replacement, Repair	21
	Water Taps	4
	Main Line Leaks	8
	Service Repairs	3

Total Water Loss: 1,335,636.2 gallons

Sewer Taps 3

Sewer Line Repairs 1

Graves 2

<u>Pipe Installed</u>	49' of 3/4" copper
	8' of 1" copper
	0' of 2" copper
	51' of 6" PVC
	0' 12" PVC
	1' 2" PVC
	22' of 4" pvc
	0' of 3/4 PVC
	0 of 1" PVC
	0 of 4" HDPE
	5' of 2" HDPE

0' of 10" pvc
25' of 8" pvc

Monthly Summary

Replaced approximately 26 3/4
water meters due to meter or AMR malfunctioning
Read meters, Did service orders and customer complaints
tested 23 backflows devices
done dead end line flushing
fixed water leaks
made water and sewer taps

Water leaks repaired:

1995 West Avenue
Across from Homestead School
225 Sparta Hwy.
190 Mockingbird Drive
1337 West Avenue
358 Scarlett Drive
end of Dewey Drive
141 Woody Court
141 Channing Lane
26 Davidson Road
130 Rebecca Drive

Water Taps:

165 School Avenue
689 Holly Tree drive L.29
326 Pigeon Ridge Road
37 Elmo Drive

Sewer Taps

165 School Avenue
689 Holly Tree Drive L.29
37 Elmo Drive

Sewer Line Repairs:

Popular Ridge
Netherton Court
800 Crabtree Road
134 Rose Street
330 Old Mail Road

Grinder pump finals

1124 Hwy. 70 East
224 Thompson Lane

Grave Services

Marlys Lee
Wesley S. Jones

Next Months Forecast

Replace AMR meters & ERTs as needed
Do water & sewer taps & graves
Repair Grinder pumps & cleanings & maint. checks
Test Backflows
Hydrant testing and/or maintenance
Start 2" water line extension on Hwy. 127 North
Finish up water service line inventory

CATOOSA DEPARTMENT
WATER LOST
MAY 2024

MASTER PUMPS	WATER PURCHASED		
70-NORTH	11,552,540		
127 HWY	18,527,828		
GENESIS	6,975,700		
62 HWY	0		
TOTAL	37,056,068		
	WATER SOLD		
MASTER PUMP TOTALS	37,056,068		
LESS CUSTOMERS	18,041,600		
LESS 200 ACCOUNTS	4,776,400		
	14,238,068	% of Loss	38%
FIRE DEPARTMENT			
TANK CLEANING & FILLING	-		
METERED FILLING			
METERED FLUSHING	60,377		
UNMETERED FLUSHING	315		
UNMETERED LEAK	2,820,340		
BILL ADJUSTMENTS			
METERED LEAKS			
BULK SALES			
TOTAL	11,357,036	Total % Loss	31%

Programs

Activities	\$165.60	2
Flag Football	\$5,054.00	49
Upper Cumb. Youth Athletics	\$1,367.42	27
	\$6,587.02	78

Facilities

Centennial Park Shelter 2	\$76.76	3
Centennial Park Shelter 3	\$25.88	1
Crossville Depot Meeting Room	\$1,493.83	12
Meadow Park Lake Shelter 1	\$51.75	1
Meadow Park Lake Shelter 2 (Next to Playground)	\$207.00	3
Pickleball Court 1	\$56.65	14
Pickleball Court 2	\$44.44	11
Pickleball Court 3	\$70.24	18
Pickleball court 4	\$66.24	17
Pickleball Court 5	\$82.80	31
Pickleball Court 6	\$72.45	29
Pickleball Court 7	\$74.52	30
Pickleball Court 8	\$76.59	31
Turner Field 1	\$207.00	1
Warner Field 1	\$300.00	3
MPL : Campground : 35 Daily Ramp : 164 Boat Rentals : 56	\$2,906.15	205

POS

Recreation	\$6.00	2
Palace	\$4,433.00	779
	\$4,439.00	781

Vendor

5/1/2024

To

5/31/2024

Nicks Italian Ice

\$100.00

1

\$100.00

1

Palace Events May 2024

PALACE-PRODUCED EVENTS	Event	Artist	# Tickets	Ticket	ACTUAL	Concessions	Sound Tech	NET
	Date	Fee	Sold	Revenue	Ticket	Revenue	Cost	P/L
Robert Moore and Friends*	May 12	\$ (1,310.40)	117	\$2,260.00	\$ 2,204.00	\$ 122.00		\$ 1,015.60
Movie: A Knight's Tale	May 15	\$ (225.00)	33	\$165.00	\$ 165.00	\$ 113.00		\$ 53.00
Movie: Gone With The Wind	May 18	\$ (225.00)	58	\$290.00	\$ 290.00	\$ 247.00		\$ 312.00
Movie: The Sixth Sense	May 21	\$ (225.00)	13	\$ 65.00	\$ 65.00	\$ 62.00		\$ (98.00)
Movie: Citizen Kane	May 23	\$ (225.00)	23	\$ 115.00	\$ 115.00	\$ 96.00		\$ (14.00)
Kings of Queen*	May 25	\$ (5,385.00)	302	\$ 9,420.00	\$ 8,509.17	\$ 357.00	\$ (440.00)	\$ 3,041.17
Movie: Every Which Way But Loose	May 28	\$ (225.00)	11	\$ 55.00	\$ 55.00	\$ 33.00		\$ (137.00)
Movie: Catch Me If You Can	May 30	\$ (225.00)	8	\$ 40.00	\$ 40.00	\$ 25.00		\$ (160.00)
TOTALS:		\$ (8,045.40)	565	\$12,410.00	\$ 11,443.17	\$ 1,055.00	\$ (440.00)	\$ 4,012.77
* = Ticket splits								
RENTALS	EVENT DATE	RENT	# Tickets	Ticket Revenue	OUR FEES	Concessions Revenue	Sound Tech Cost	NET P/L
Jet Theatrix	May 1-2	\$ 225.00	-	-	-	\$ 231.00		\$ 456.00
Ms. Senior TN Pageant	May 3-4	\$ 1,200.00		-		\$ 312.00		\$ 1,512.00
COCCO	May 8, 10	\$ 125.00				\$ 141.00		\$ 266.00
CAC Graduation	May 9	\$ 225.00				\$ 16.00		\$ 241.00
TOTALS:		\$ 1,775.00	0			\$ 700.00		\$ 2,475.00
OTHER	EVENT DATE	RENT/License	# Tickets	Ticket Revenue	NET TICKET REVENUE	Concessions Revenue	Sound Tech Cost	NET P/L
School Movie: Brown Elementary	May 7	\$ (225.00)				\$ 345.00		\$ 120.00
School Movie: Parkview Elementary	May 10	\$ (225.00)				\$ 295.00		\$ 70.00
School Movie: Sycamore Elementary	May 14	\$ (225.00)				\$ 475.00		\$ 250.00
School Movie: Martin Elementary	May 15	\$ (225.00)				\$ 365.00		\$ 140.00
School Movie: Capshaw Elementary	May 17	\$ (225.00)				\$ 589.00		\$ 364.00
TOTALS:		\$ (1,125.00)				\$ 2,069.00		\$ 944.00
TOTALS May:		\$ (7,395.40)	565	\$12,410.00	\$11,443.17	\$ 3,824.00	\$ (440.00)	\$ 7,431.77

May 2024:

Tournament Information-

WSL-

5/18/24

Nashville, Knoxville, Cookeville, Greeneville, Johnson City, Morristown

Clarksville, Winchester, Manchester, TN

Teams from Georgia, Kentucky

19 total teams

27 total hotel rooms

5/25/24

42nd Jim Beam

63 teams. (cancelled)

Will move to a date in June

Disc Golf-

Meadow Park Open II: 5/25/24

50 players

TN Cities represented:

Cookeville, Joelton, Baxter, Kingsport, Franklin, Knoxville, Athens, Pikeville

Chattanooga, Morristown, Philadelphia, Smyrna, Rockwood, Dayton, Clarkrange, Sparta

Permits Break Down Report

	City & County Mechanical	City & County Plumbing	City Commercial	City Residential	County Commercial	County Residential	Fines and Inspection Fees	House Moving	Land Disturbance Permits	Plans Review	Sign	Not Defined	Total Permits	County Fees Paid	City Fees Paid	Total Fees Paid
July 2023	28	33	1	7	0	27	0	1	0	0	7	0	104	\$29,704.00	\$5,534.00	\$35,238.00
August 2023	28	35	6	9	2	28	0	0	3	0	4	0	115	\$34,630.00	\$9,359.00	\$43,989.00
September 2023	24	41	3	9	9	32	0	0	1	1	0	0	120	\$48,360.00	\$12,148.00	\$60,508.00
October 2023	43	25	4	7	1	17	0	0	1	3	4	0	105	\$19,685.00	\$10,522.00	\$30,207.00
November 2023	19	33	3	4	1	28	0	0	4	0	0	0	92	\$28,500.00	\$9,398.00	\$37,898.00
December 2023	30	43	2	12	0	30	1	0	1	0	1	0	120	\$40,680.00	\$12,336.00	\$53,016.00
January 2024	26	11	3	6	0	6	0	0	3	0	0	0	55	\$8,070.00	\$7,365.00	\$15,435.00
February 2024	23	11	4	9	1	0	0	0	3	0	4	0	55	\$2,509.00	\$10,032.00	\$12,541.00
March 2024	42	21	3	20	0	1	0	0	1	0	1	0	89	\$2,515.00	\$27,845.00	\$30,360.00
April 2024	46	9	8	12	0	2	0	0	1	5	1	0	84	\$3,401.00	\$17,747.00	\$21,148.00
May 2024	25	2	4	1	0	1	0	0	0	0	1	4	38	\$2,560.00	\$5,596.00	\$8,156.00
Total	334	264	41	96	14	172	1	1	18	9	23	4	977	\$220,614.00	\$127,882.00	\$348,496.00

Engineering Projects Report June 6, 2024

Project	Current Status	Dates
TDOT 127 South Utility Relocation	The Contractor has completed relocating the City's utilities. A final punch list will be created after the road work is completed.	Target Completion Date June 30, 2024
TDOT 127 North Utility Relocation Section 1	The utilities for this project are almost complete and the Contractor lacks about 400 feet of 6 inch water line which will be installed after a deep cut is excavated.	Target Completion Date June 30, 2025
TDOT 127 North Utility Relocation Section 4 (Fentress Cumberland County Line)	The portion of this project that is the City's water utility relocation is complete and a final punch list will be created after the road work is completed.	Target Completion Date August 31, 2026
TDOT 127 North Utility Relocation Section 2	This project is tentatively scheduled to be bid October \ November 2025.	
TDOT 127 North Utility Relocation Section 3	This project is tentatively scheduled to be bid October \ November 2025.	
Northwest Connector Phase 3	The utilities for this project are complete with the exception of final clean up and the regrading of a sewer line along Genesis and relocating the water line at Mizkan's driveway . The Contractor is working toward having the project substantially complete by September 2024.	Total Completion Date July 21, 2023 Finish from Genesis To Stout May 31, 2022
Northwest Connector Phase 2	All acquisition has been completed by the City. TDOT has certified the ROW and we are now waiting for TDOT to program the construction in the TDOT budget. This project is not in TDOT's three year plan.	
Interstate Drive Extension West of Genesis Road	The ROW plans have been reviewed by TDOT and the Engineer has updated the plans and the acquisition and appraisal phase in process.	
Downtown Sidewalks	The Contractor has started the demolition on the east side from Lantana to near First Street.	Completion Date May 1st 2025
Old Lantana Road, County Seat and Southbend Waterline Replacement	The City has reviewed the plans and the Engineer is revising the plans. A construction start date will be established once the easements are acquired.	
Quail Hollow Court	The Exhibit "A" document required for the sale of the property will be updated when the Airport Layout Plan is updated.	
Main Street and Lantana Traffic Signal Replacement	The remaining work includes the replacement of some of the specified equipment in the cabinet and the final punch list items.	Completion date August 22, 2024
Fourth Street and West Avenue Traffic Signal Replacement	The ROW plans have been approved by TDOT . A utility coordination meeting is forthcoming. This project has low priorities because the City will not have STP funds to fund construction for three to five years.	
Meadow Park Water Filtration Plant Sewer Project	The Engineer has created the exhibits for the easements. The City is in the process of acquiring the easements.	Schedule will be forthcoming
Raw Water Study (Meadow Park Lake Expansion)	It has been determined that the savings identified by the additional SQT work did not make the TDEC mitigation significantly more financially feasible. The Engineers are now reviewing the process of "ecosystem services" as a process of reducing the amount of mitigation.	
Underwood Street Sidewalk	Acquisition documents will be turned over to the City Attorney so that City Staff can negotiate the acquisitions.	
Airport ALP	A 60% review meeting occurred in the month of May. We believe the ALP will be completed and approved by the FAA by the end of the year.	
TDOT SR 1 Highway 70 Bridge Replacement (Sparta Highway) Utility Relocation	The contractor started September 11th 2023 and will have the road closed through December 2024. The City's utility relocation has not started on this project.	Bid Letting December 9, 2022
TDOT SR 24 Highway 70 North Bridge Replacement Utility Relocation	The City has received revised plans from TDOT and the original water and sewer design will be evaluated in the coming months. This project will be bid December 2024 and will include a road closure.	Bid Letting August 19, 2022 DELAYED
CoLinX Fire Pump and Tank System	The line has been capped and the tank and pump have been disconnected from the fire system. The city will start the demolition of the pump building in the coming months.	
Little Obed Pedestrian Bridge	The route has been surveyed and the archeological study should be completed in the next two weeks.	
Airport Box Hangars	The Whisper Aero hangar building is complete. The apron area is complete. The parking and fence relocation is to be completed by the City. The Engineering Department is working on pricing the drainage system for the four 60x60 box hangars.	
Truck Route	The City has delivered the existing signal phasing to the Engineer. A questionnaire is being developed for the public.	
Airport Terminal Building	All brick and Crab Orchard Stone is installed. The contractor is installing the fixtures in the new restrooms.	
Demolition and removal of Buildings on Ford Property	The City is advertising for proposals for the removal of the asbestos on the McGinnis building. We hope to partner with a certified licensed asbestos remover to demolish the remainder of the building.	
ARPA Sewer I&I Project.	Approximately 40 percent of the work has been completed and 75 percent of the construction time is remaining.	Completion Date January 12th 2025
Creston Road ARPA Waterline Project	The construction plans and permits have been presented to TDEC for approval. Two easements will be required.	
East Ridge Sewer Extension	The developer has paid the fees and the plans have been approved by TDEC	
Peavine Sewer Expansion	Draft plans are being reviewed by City Staff.	
Genesis Road and 127 Sewer Expansion	Draft plans are being reviewed by City Staff.	
Little Obed Pump Station and Jail Bar Screen Installation	Plans have been submitted for TDEC approval and the City has requested "right of entry" forms from the County for the jail bar screen and the Tansi fire station grinder pump.	
New Fire Station 2	A preliminary design meeting was held in February. The City has completed the site survey and the wetland delineation has been completed.	
TDOT I-40 Bridge Widening over 70 North	The TDOT plans have changed and the City will be required to relocate the six inch waterline along 70 North which is under the interstate bridge.	
Private Developments		
The Gardens Phase 8 Plat 3	All roads, water and sewer are complete. The stormwater retention structures have not been completed and the City is holding a financial guarantee for this work.	
The Gardens Phase 8 Plat 4A	This Subdivision is complete and will be removed from this list.	
Sky View Meadow Subdivision Phase 2 & 3	All roads, water and sewer are complete. The stormwater retention structures have not been completed and the City is holding a financial guarantee for this work.	
Genesis Plaza	All plans have been approved by TDEC and the Developer is installing the lines.	

Airport Committee Meeting Report from FBO: June 3, 2024

April Fuel Flow: 4,720 gallons
Avgas: 2,068 gallons
Jet A: 2,652 gallons

May Fuel Flow: 6,303 gallons
Avgas: 2,524 gallons
Jet A: 3,379 gallons

Last May Fuel Flow: 10,031 Gallons
Avgas: 3,175 gallons
Jet A: 6,586 gallons

Fuel sales were up in May over April both in Avgas and Jet A. Year over year Fuel sales were down from last May 2023. General Aviation and Charter flights are down industry wide. Last year our based Jet customer had two aircraft in service versus one this year, which accounted for the larger Jet fuel sales volume.

The maintenance shop remains busy.

We now have two British Aerospace Jetstream J31 aircraft in charter service. They carry 10-12 passengers in a stand-up cabin at 275 mph cruise speed. Typical trips would be to Florida vacation destinations and business trips 300-600 miles one way.

We anticipate having our first jet aircraft in charter service in late July. We have been delayed getting it into service due to pilot staffing and availability of training slots for approved aircraft systems training.

We are still looking to hire additional Airframe and Powerplant Certified Mechanics full time to help us keep up with the workload of retail and charter maintenance. There is a national shortage of trained aircraft mechanics which is driving up the pay scales and making it difficult to recruit new talent.

6 Months interest in
November and May
Principal payment in May

					6/30/2024	Due May		6/30/2025
	PAY	INT			LOAN	PRINCIPLE	INTEREST	LOAN
	<u>OUT</u>	<u>RATE</u>			<u>BALANCE</u>	<u>PAYMENT</u>	<u>PAYMENT</u>	<u>BALANCE</u>
GENERAL FUND								
2020 Series A1 Bonds	2021	2037	4.00%	\$	3,790,000	\$ 65,000	\$ 82,650	\$ 3,725,000
2020 Series B Bonds	2021	2028	4.27%	\$	1,110,000	\$ 270,000	\$ 15,418	\$ 840,000
2020 Series A2 Bonds	2021	2037	3.00%	\$	980,000	\$ 65,000	\$ 20,250	\$ 915,000
					\$ -	\$ -	\$ -	\$ -
					<u>\$ 5,880,000</u>	<u>\$ 400,000</u>	<u>\$ 118,318</u>	<u>\$ 5,480,000</u>

Water & Sewer Fund

2020 Series C Bonds	0.80534	2050	4.00%	\$	28,215,000	\$ 610,000	\$ 636,166	\$ 27,605,000
Catoosa's Share	0.19466				\$ 5,487,483	\$ 118,743	\$ 123,836	\$ 5,368,740
					<u>\$ 22,727,517</u>	<u>\$ 491,257</u>	<u>\$ 512,330</u>	<u>\$ 22,236,260</u>
2020 Sries D Bonds		2027	4.19%	\$	620,000	\$ 210,000	\$ 7,936	\$ 410,000
					<u>\$ 23,347,517</u>	<u>\$ 701,257</u>	<u>\$ 520,266</u>	<u>\$ 22,646,260</u>

CATOOSA

2020 Series C Bonds		2050	4.00%	\$	5,487,483	\$ 118,743	\$ 123,836	\$ 5,368,740
5/20/2021 RUD Plateau tank	40 yrs	2061	1.75	\$	857,355	\$ 16,380	\$ 14,591	\$ 857,355
4/11/2022 RUD Plateau tank		40	2061	1.5	\$ 301,796	\$ 5,896	\$ 4,490	\$ 301,796
					<u>\$ 6,344,838</u>	<u>\$ 135,123</u>	<u>\$ 138,427</u>	<u>\$ 6,226,095</u>

TOTALS (WATER & SEWER FUND)

\$ 29,692,355 \$ 836,380 \$ 658,693 \$ 28,872,355

TOTAL ALL FUNDS

\$ 35,572,355 \$ 1,236,380 \$ 777,011 \$ 34,352,355

CITY OF CROSSVILLE
CURRENT GRANTS/PROJECTS

GENERAL FUND

	Grant Agency	Project	Amount			%	Money	Money
			Grant	Local	Total		Spent	Received
	AWARDED:							
	Dept. of Justice	Bulletproof vests	\$ 36,781.44	\$ 36,781.44	\$ 73,562.88	50%	\$ 63,732.12	\$ 39,343.78
	Dept. of Justice	Body Worn Cameras	\$43,000	\$ 43,000.00	\$ 86,000.00	50%	\$ 117,082.94	\$ 43,000.00
	THSO Alcohol Saturation/Checkpoint Grant	Alcohol Saturation-2022	\$ 20,000.00	\$ -	\$ 20,000.00	100%		
	HIDTA	Drug Task Force Overtime	\$ 18,000.00	\$ -	\$ 18,000.00			
	TDOT-Aeronautics	Airport Layout Plan	\$ 190,000.00	\$ 10,000.00	\$ 200,000.00	95%	\$ 31,473.39	\$ 22,582.16
	TDOT-Aeronautics	Airport Lighting Rehab	\$ 153,395.00	\$ 1,835.00	\$ 155,230.00	95%	\$ 135,750.14	\$ 133,915.14
	TDOT-TAP	Downtown Sidewalks/Lights	\$ 2,393,388.00	\$ 757,508.00	\$ 3,150,896.00	80% original contract- Once NTP issued, 76%		
	TDOT-Surface Trans	Northwest Connector 3	\$ 1,046,137.00	\$ 251,534.00		80%	\$ 1,266,575.21	\$ 1,042,202.40
	TDOT-Surface Trans	Northwest Connector 2	\$ 458,648.00	\$ 114,662.00	\$ 573,310.00	80%	\$ 279,727.05	\$ 219,939.92
	TDOT-Aeronautics	Obstruction Clearing	\$ 116,090.00	\$ 6,110.00	\$ 122,200.00	95%	\$ 122,000.00	\$ 122,000.00
	TDOT-Aeronautics	Obstruction Clearing	\$ 230,850.00		\$ 230,850.00	100%	\$ 223,550.00	\$ 223,550.00
	TDOT-Aeronautics	Obstruction Clearing	\$ 315,145.00	\$ 22,375.00	\$ 337,520.00		\$ 281,233.83	\$ 281,233.83
	TDOT-Aeronautics	Terminal Renovations	\$ 1,062,293.00	\$ 49,723.00	\$ 1,112,016.00	100%	\$ 96,561.88	\$ 96,561.88
	TDOT-Aeronautics	Operations Counting System	\$ 32,300.00	\$ 1,700.00	\$ 34,000.00	95%	\$ 10,022.67	\$ 9,549.03
	TDOT-Aeronautics	ARPA	\$ 3,494,987.87	\$ -	\$ -	100%	\$ 348,747.68	\$ 3,494,987.87
	TDOT-Aeronautics	Airport Maintenance 23-24	\$ 15,000.00	\$ -	\$ -	95%	\$ 5,231.29	\$ 4,969.73
	TDOT-Aeronautics	ACRGP	\$ 9,000.00	\$ -	\$ 9,000.00	100%	\$ 9,000.00	\$ 9,000.00
	TDOT-Aeronautics	ARPA-Airport	\$ 22,000.00		\$ 22,000.00	100%	\$ 22,000.00	\$ 22,000.00
	TDOT-Aeronautics	Whisper Aero Hangar	\$ 1,200,000.00	\$ -	\$ -	100%	\$ 420,772.80	\$ 1,200,000.00
	PE Partners	Property Conservation-Palace Cameras	\$ 2,500.00	\$ 1,250.00		100%	\$ 2,500.00	\$ 1,250.00
	TOTALS		\$ 9,611,015.31	\$ 1,215,320.44	\$ 4,276,998.88			