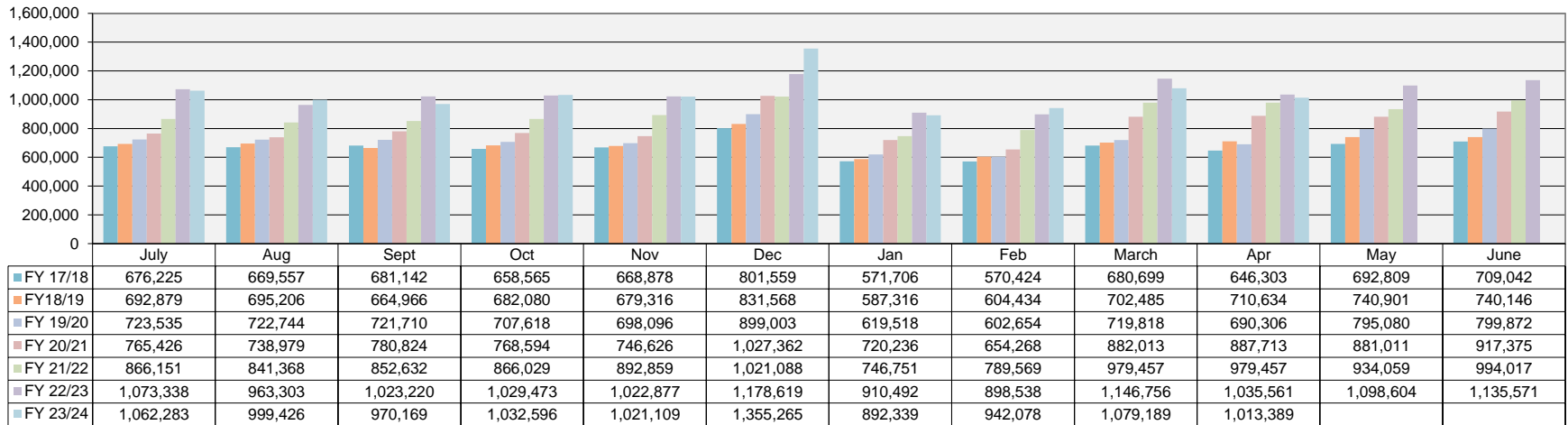
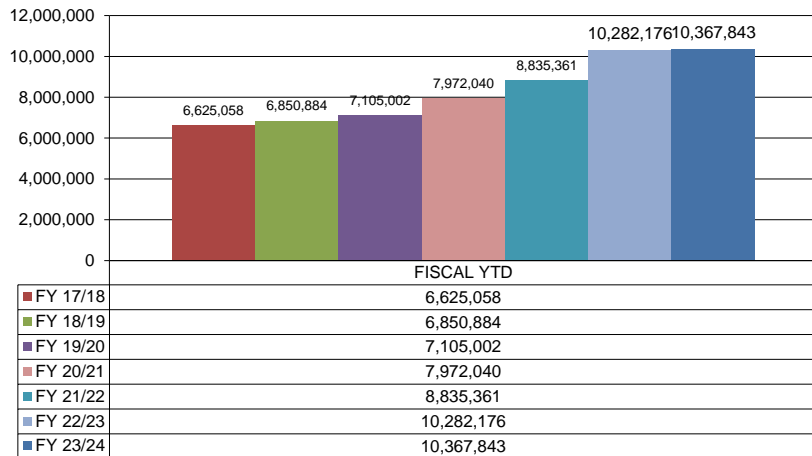


Sales Tax



Sales Tax Revenue Year-to-Date

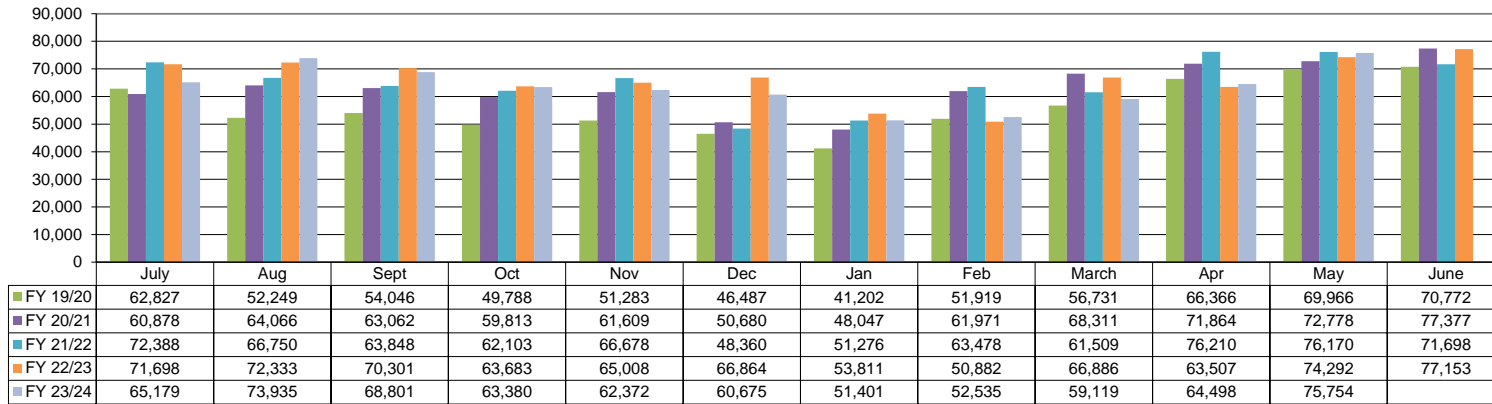


*COLLECTIONS IN THE CITY OF CROSSVILLE

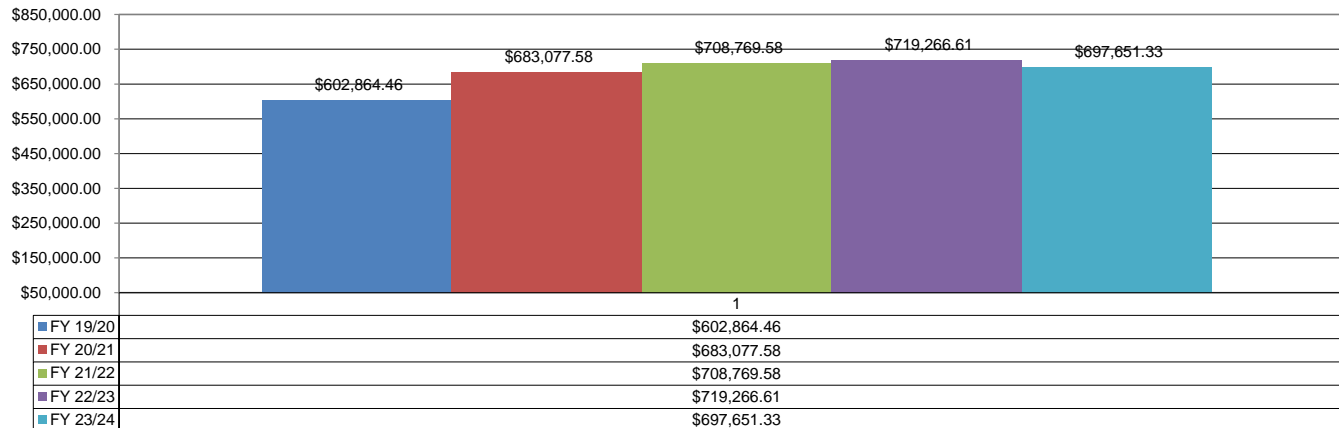
State of TN Cost of Administration	1.125%	\$ 23,127.32
Net Collections (sent to Trustee's office)		\$ 2,032,634.66
Local Option Out of State Distribution		\$ 14,470.40
Trustee of Cumberland County	1%	\$ 20,326.35
Net To Be Distributed		\$ 2,026,778.71
CITY OF CROSSVILLE SPLIT		
Check to City of Crossville		\$ 1,013,389.36
Check to Cumberland County Board of Education		\$ 1,013,389.36

*Totals reported in June but actually collected in April

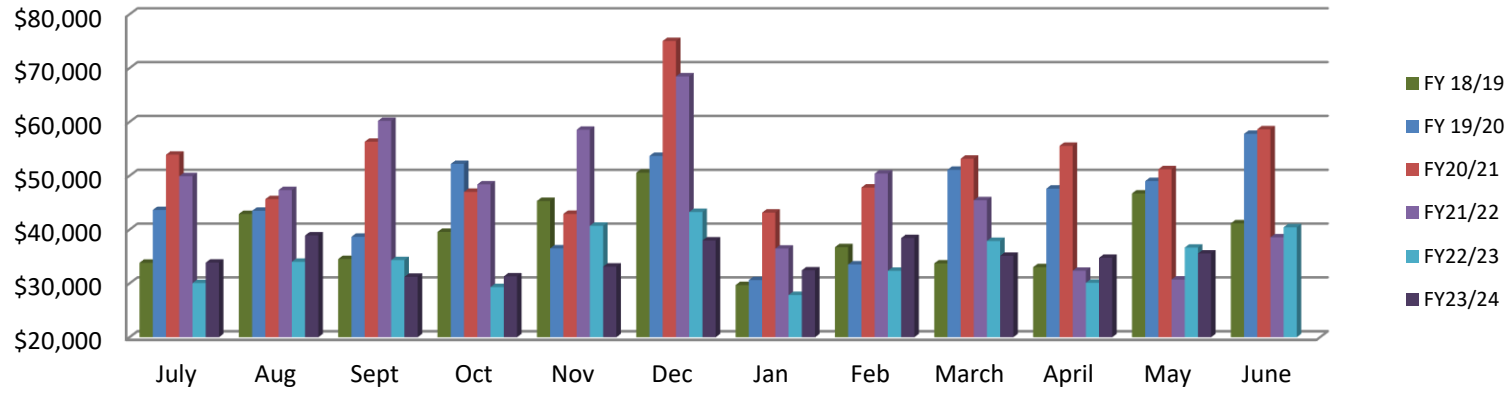
Wholesale Beer Tax



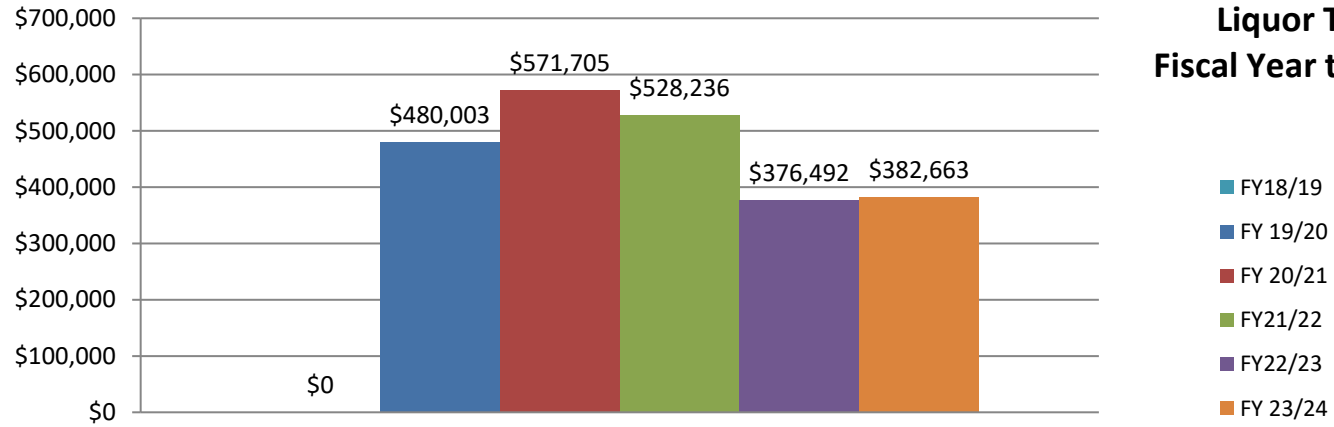
Wholesale Beer Tax Revenue Year To Date

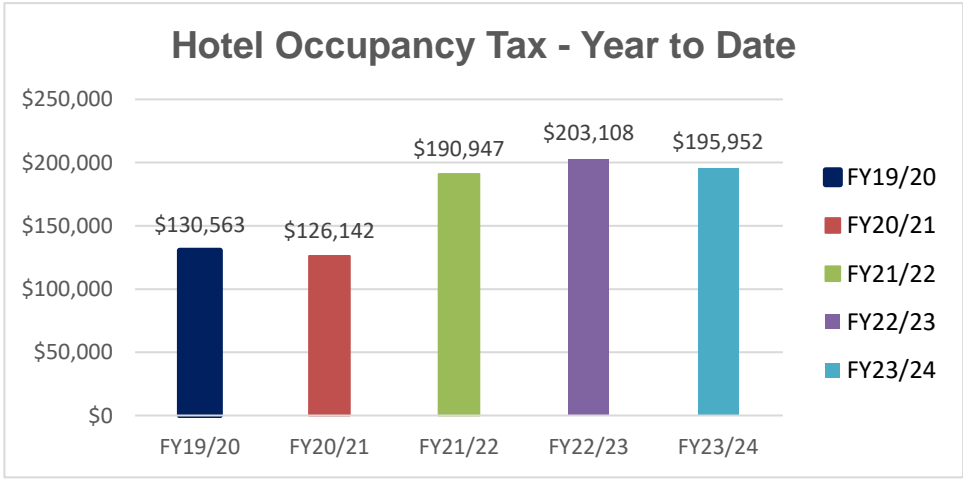
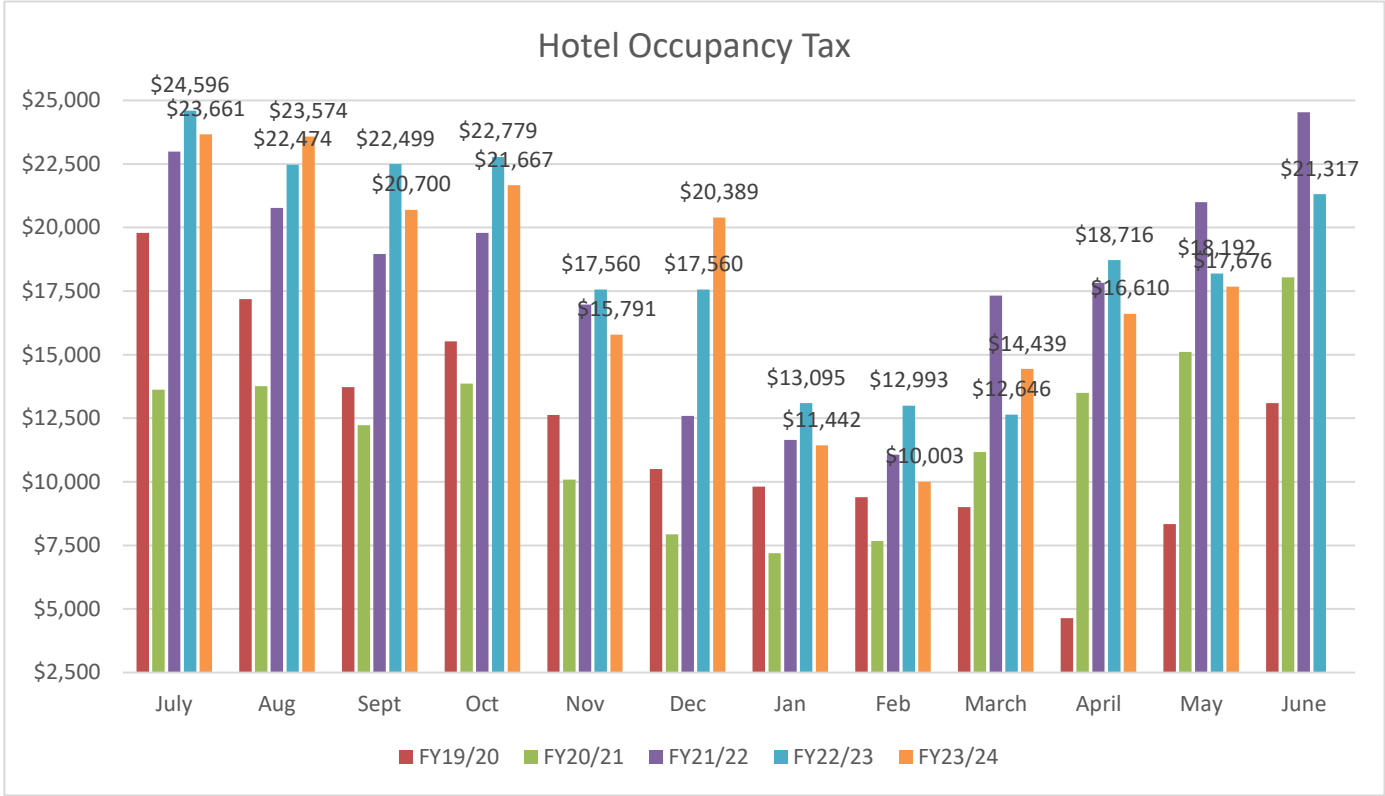


Liquor Income



Liquor Tax Fiscal Year to Date





Monthly Stats
June 2024

CITATIONS		OFFENSES		ARRESTS	
Ran Stop Sign	2	Burglary	3	Theft from Vehicle	1
Speeding	34	Theft from Vehicle	1	Fraud	1
Seatbelt Violation	14	Theft of Vehicle Parts	1	Shoplifting	5
No DL	3	Theft All Other	2	Assault	3
Ran Traffic Light	4	Assault	2	Domestic Assault	7
Viol. Open Container	3	Fraud	3	Viol. OP/Bond Conditions	3
Registration Violation	17	Death	1	Resist/Evading Arrest	2
Light Law Violation	25	Shoplifting	3	Drug Violation	11
Illegal Turn	1	Drug Violation	1	Drug Equipment	7
Insurance Violation	24	Lost Property	4	DUI	5
Improper Passing	1	Vandalism	1	Vehicle Theft	1
Due Care	1	Counterfeit	2	DOR/DOS/No DL	14
Texting While Driving	2	Theft from Building	3	Wepons Law Violation	7
Failure to Signal	1	Domestic Assault	2	Public Intoxication	9
Window Tint Violation	2	Viol. OP/Bond Condition	2	Criminal Trespass	5
Open Container	1	Drug Equipment	1	Indecent Exposure	1
Fail to Maintain Lane	1	Rape	1	Assault on Officer	1
		Forcible Fondling	2	Insurance Violation	1
		Property Damage	2	Disorderly Conduct	3
		Recovery	1	Warrant	22
		Runaway	1	Hit & Run	1
		Overdose	1	Reckless Endangerment	1
		Harassment	1	Speeding	1
		Stalking	1	Registration Violation	1
		Hit & Run	1	Sex Offender Violation	1
		Robbery	1	Underage Consumption	1
		Indecent Exposure	1	Tampering w/ Evidence	1
TOTAL	136	TOTAL	45	Contraband into Jail	1
SPEED WARNINGS		JUVENILE ARRESTS		TOTAL	117
WARNINGS	0	Runaway	4	SOCIAL SERVICES	
Accidents		Drug Equipment	1	VICTIM CONTACTS	21
Fatality	0	Hit & Run	1	INFO/REFERAL/SERVICES	2
With Injury	8	Vandalism	1	ROAD CALLS	1959
Without Injury	20	Assault	1	SCHOOL CALLS	0
Minor	52	DUI	1	ANIMAL CONTROL CALLS	57
TOTAL	80	TOTAL	9	TOTAL CALLS	2016

* June 7th provided traffic and crowd control for Friday at the Crossroads.

* June 15th provided traffic and crowd control for the Pride Event on Main Street

* June 22nd provided traffic and crowd control for the Cruise In on Main Street.



CROSSVILLE POLICE DEPARTMENT

STAT COMPARISONS

TOTAL CALLS

JUNE 2024 - 2,016

MAY 2024—2,343

YEAR TO DATE - 12,777

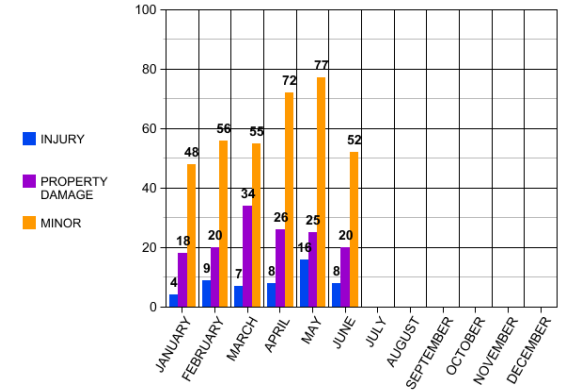
SPECIAL EVENTS

FRI @ CROSSROADS

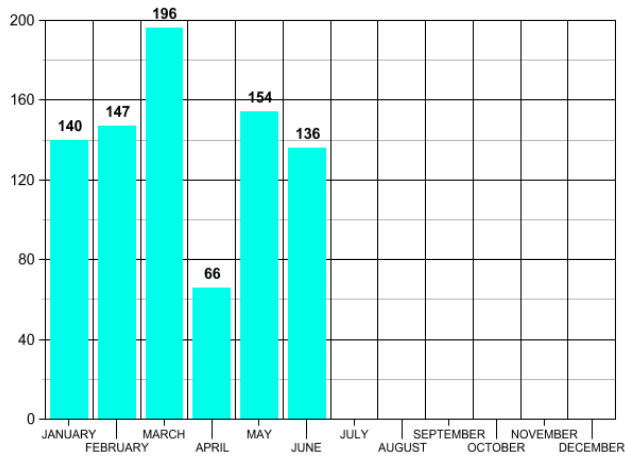
PRIDE EVENT

CRUISE IN

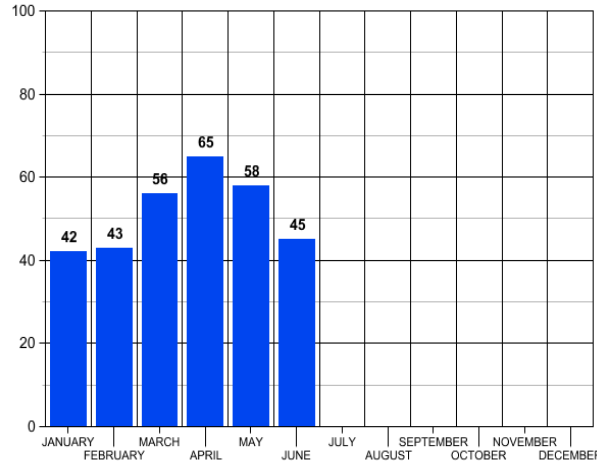
MONTHLY ACCIDENTS



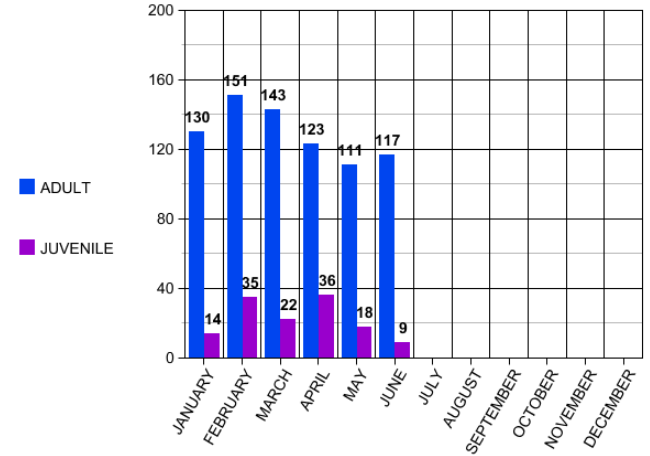
MONTHLY CITATIONS



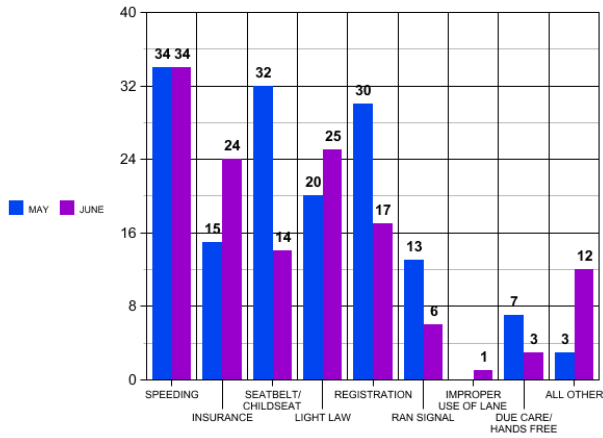
MONTHLY OFFENSES



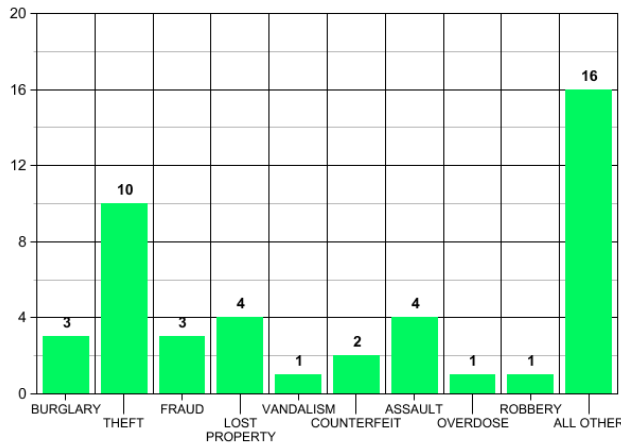
MONTHLY ARREST



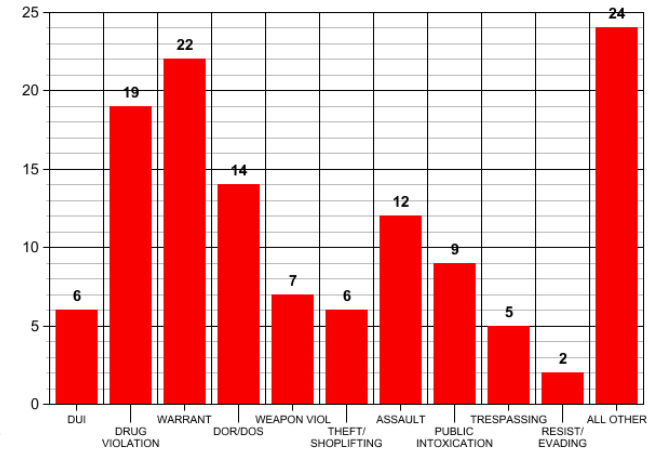
PREVIOUS MONTH CITATION COMPARISON



OFFENSE BY CATEGORY



ARREST BY CATEGORY

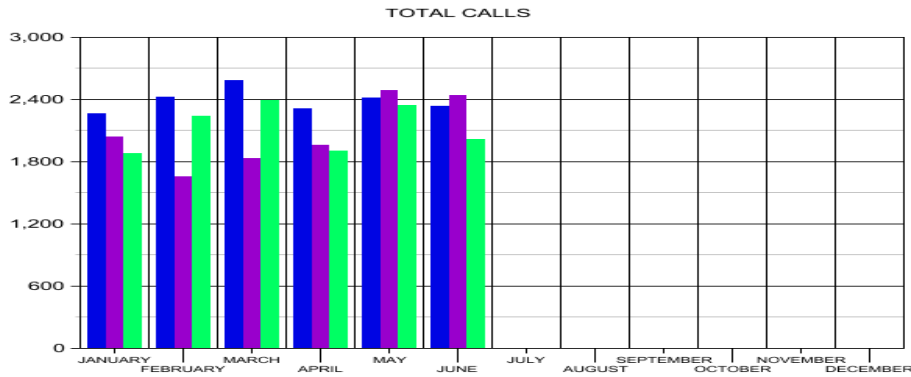




CROSSVILLE POLICE DEPARTMENT STAT COMPARISONS

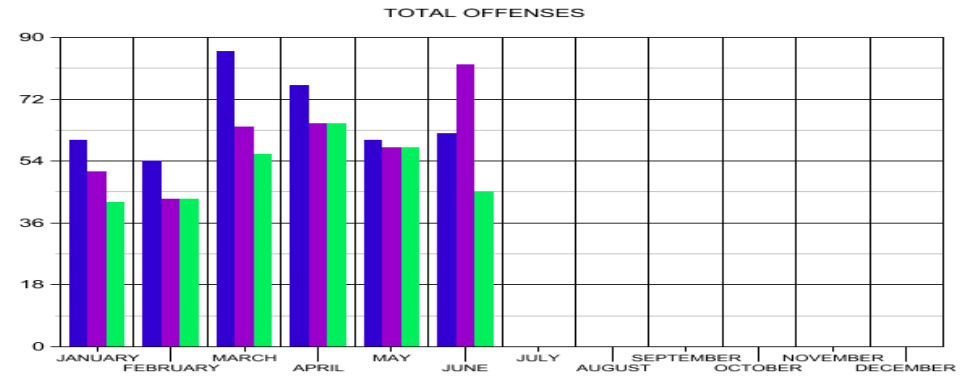
YEAR TO YEAR— JUNE 2024

■ ■ ■
2022 **2023** **2024**



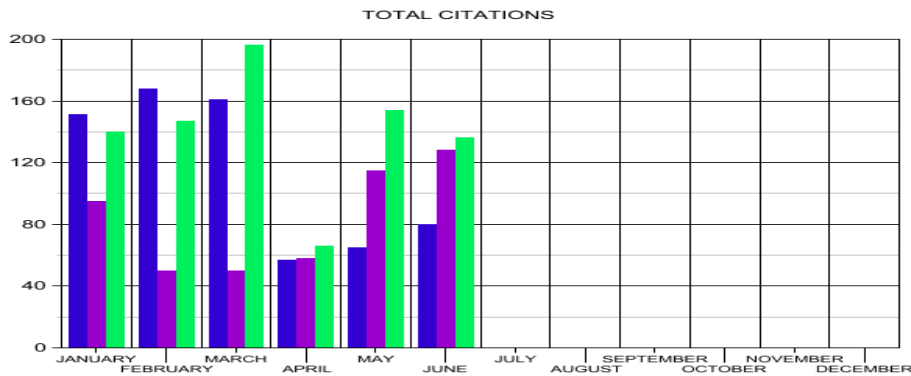
CALLS

2022—14,331 2023—12,414 2024—12,777



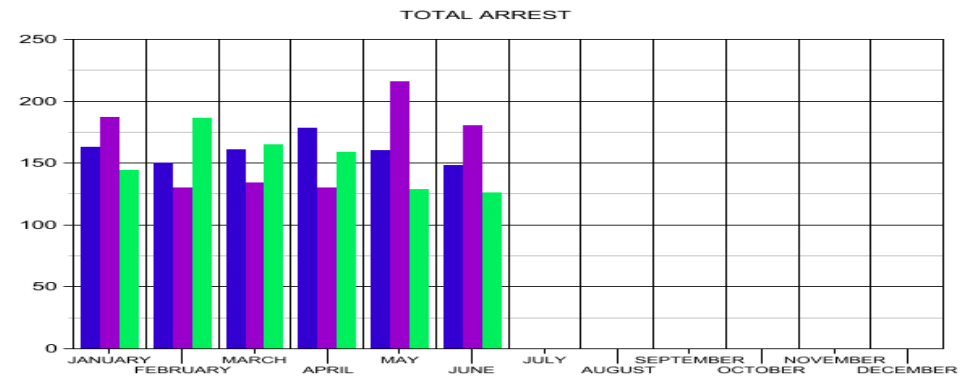
OFFENSES

2022—398 2023—363 2024—309



CITATIONS

2022—668 2023—484 2024—838



ARREST

2022—996 2023—941 2024—891

Crossville Fire Dept.

Crossville, TN

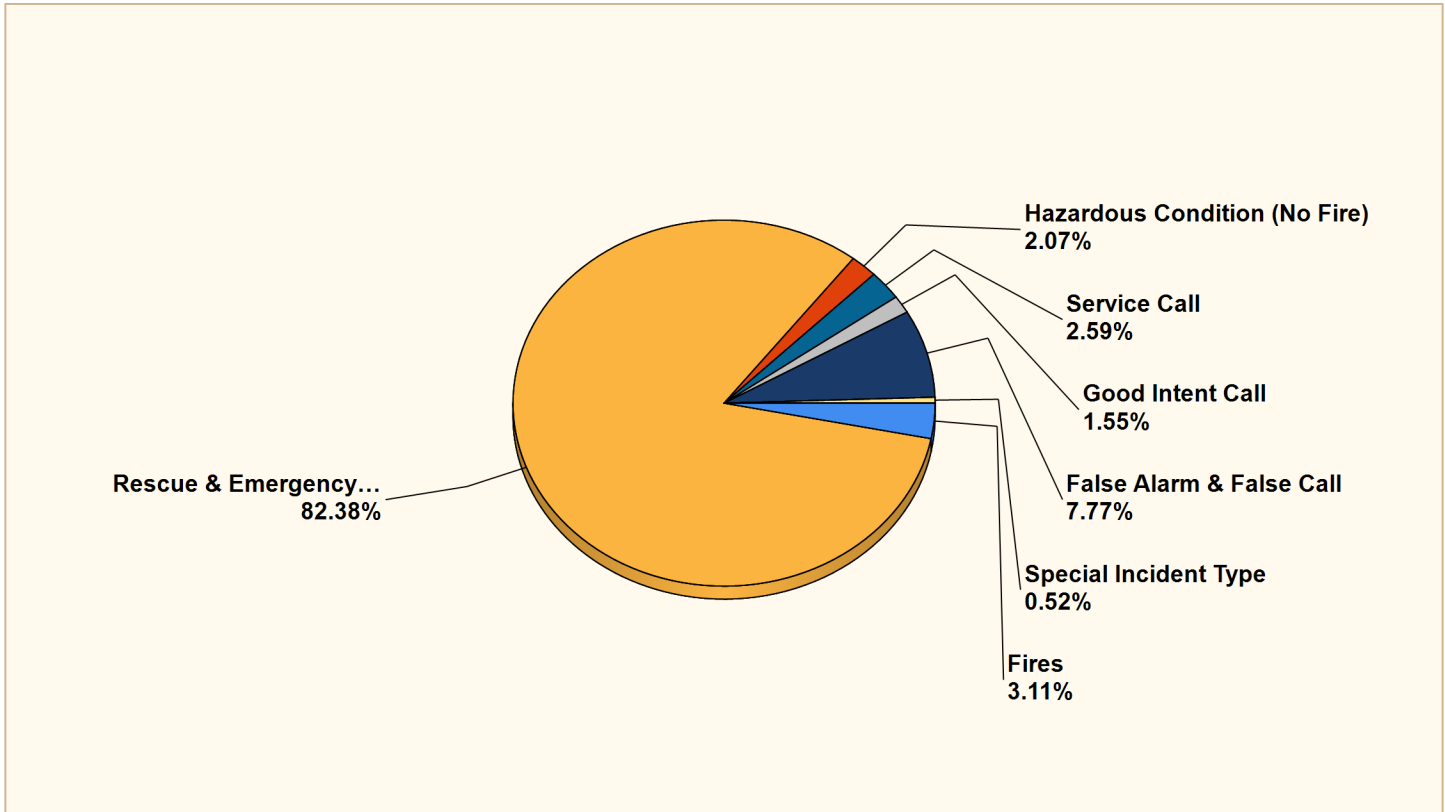
This report was generated on 7/1/2024 7:21:19 AM

CROSSVILLE



Breakdown by Major Incident Types for Date Range

Zone(s): All Zones | Start Date: 06/01/2024 | End Date: 06/30/2024



MAJOR INCIDENT TYPE	# INCIDENTS	% of TOTAL
Fires	6	3.11%
Rescue & Emergency Medical Service	159	82.38%
Hazardous Condition (No Fire)	4	2.07%
Service Call	5	2.59%
Good Intent Call	3	1.55%
False Alarm & False Call	15	7.77%
Special Incident Type	1	0.52%
TOTAL	193	100%

Only REVIEWED and/or LOCKED IMPORTED incidents are included. Summary results for a major incident type are not displayed if the count is zero.



Detailed Breakdown by Incident Type

INCIDENT TYPE	# INCIDENTS	% of TOTAL
100 - Fire, other	1	0.52%
113 - Cooking fire, confined to container	1	0.52%
131 - Passenger vehicle fire	2	1.04%
138 - Off-road vehicle or heavy equipment fire	1	0.52%
151 - Outside rubbish, trash or waste fire	1	0.52%
321 - EMS call, excluding vehicle accident with injury	141	73.06%
322 - Motor vehicle accident with injuries	15	7.77%
324 - Motor vehicle accident with no injuries.	2	1.04%
342 - Search for person in water	1	0.52%
413 - Oil or other combustible liquid spill	1	0.52%
444 - Power line down	3	1.55%
500 - Service Call, other	4	2.07%
551 - Assist police or other governmental agency	1	0.52%
611 - Dispatched & cancelled en route	2	1.04%
622 - No incident found on arrival at dispatch address	1	0.52%
700 - False alarm or false call, other	3	1.55%
735 - Alarm system sounded due to malfunction	1	0.52%
743 - Smoke detector activation, no fire - unintentional	3	1.55%
745 - Alarm system activation, no fire - unintentional	7	3.63%
746 - Carbon monoxide detector activation, no CO	1	0.52%
900 - Special type of incident, other	1	0.52%
TOTAL INCIDENTS:	193	100%

Only REVIEWED and/or LOCKED IMPORTED incidents are included. Summary results for a major incident type are not displayed if the count is zero.



Crossville Fire Dept.

Crossville, TN

This report was generated on 7/1/2024 7:23:13 AM

CROSSVILLE



Daily Log Items per Activity Code for Date Range with Personnel

Activity Codes: Water Log - Commercial Water Log | Start Date: 06/01/2024 | End Date: 06/30/2024

Water Log - Commercial Water Log

START DATE	END DATE	DURATION (hh:mm)	STATION	APPARATUS	PERSONNEL	NOTES
06/03/2024 08:46:00	06/03/2024 08:46:00	0:00			Stilley, Joshua	Dan Spear 250 gallons.
06/03/2024 15:34:00	06/03/2024 15:34:00	0:00			Stilley, Joshua	Amanda Waldo 275 gallons
06/05/2024 07:06:00	06/05/2024 07:06:00	0:00			Kemmer, Todd	Dan Spar 250 gallon
06/08/2024 11:32:00	06/08/2024 11:32:00	0:00			Connell , Jeff	Cahaba 3000 gal
06/10/2024 16:13:00					Tinch, Richard	3000 gal Cahaba
06/11/2024 12:53:00	06/11/2024 12:53:00	0:00			Horn, Dylan	Cahaba Forestry 1500 gallons
06/13/2024 14:32:00	06/13/2024 14:32:00	0:00			Stilley, Joshua	James Robinson 275 Gallons.
06/13/2024 18:54:00	06/13/2024 18:54:00	0:00			Stilley, Joshua	Amanda Waldo 275 gallons
06/17/2024 17:00:00	06/17/2024 17:00:00	0:00	ST2 - CFD Station 2		Smith , Thomas	Roden 750 gal
06/17/2024 18:00:00	06/17/2024 18:00:00	0:00	ST2 - CFD Station 2		Smith , Thomas	Amanda Waldo 250 gal
06/18/2024 13:22:00					Hamilton, Hunter K	James Robinson 275 gal 423-333-9666
06/18/2024 17:16:00					Hamilton, Hunter K	James Robinson 275 gal 423-333-9666 (Second trip)
06/20/2024 19:20:00					Smith , Thomas Winningham, Travis	Twin k construction 500 gallon
06/25/2024 11:15:00	06/25/2024 11:15:00	0:00			Bond, Matthew	CHW 2800 Gallons
06/25/2024 11:31:00	06/25/2024 11:32:00	0:01			DeRossett, Jake P	Rogers Group 3000 gallons
06/26/2024 06:55:00	06/26/2024 06:55:00	0:00			Horn, Dylan	CHW 2800 gallons
06/26/2024 07:35:00	06/26/2024 07:35:00	0:00			Driver, Tyler	CHW 2800 gallons water
06/26/2024 10:45:00	06/26/2024 10:45:00	0:00			Horn, Dylan	Rodger's Group 3000 gallons
06/27/2024 14:39:00					Hamilton, Hunter K	4200 gal Rogers group
06/27/2024 15:24:00	06/27/2024 15:24:00	0:00			Stilley, Joshua	Roden 750 gallons 256-559-4077
06/28/2024 18:46:00	06/28/2024 18:46:00	0:00			Bond, Matthew	Amanda Waldo 250 gallons

Total Items: 21

Grand Total Items: 21

Displays all Daily Log Items with personnel list for DATE RANGE and ACTIVITY CODE, grouped by Activity Code



emergencyreporting.com

Doc Id: 1668

Page # 1 of 1

	Consumption	Water loss - flushing	Water loss - leaks	Water loss-fire fighting	Total Internal Use	Unaccounted-for Water	Pumped Water	LOSS %
2023								
January	97,204,700	1,029,288	158,994	1,350	1,189,632	23,639,568	122,033,900	19%
February	99,352,300	280,135	929,232	53,200	1,262,567	7,113,733	107,728,600	7%
March	81,619,500	593,713	2,016,336	500	2,610,549	36,473,251	120,703,300	30%
April	81,438,000	296,889	851,118	6,700	1,154,707	38,405,193	120,997,900	32%
May	94,928,100	323,566	1,962,690	10,200	2,296,456	30,542,044	127,766,600	24%
June	101,422,500	212,007	960,264	27,800	1,200,071	28,538,929	131,161,500	22%
July	99,325,500	28,940	724,620	13,150	766,710	35,603,190	135,695,400	26%
August	105,482,100	788,301	2,702,814	13,140	3,504,255	26,023,945	135,010,300	19%
September	105,282,800	4,188,377	590,844	59,195	4,838,416	11,620,584	121,741,800	10%
October	100,558,800	11,216	1,796,884	64,150	1,872,250	22,794,380	125,225,430	18%
November	105,902,000	97,408	590,078	8,855	696,341	9,398,859	115,997,200	8%
December	98,116,700	0	0	4,000	4,000	25,991,400	124,112,100	21%
2024								
January	88,553,100	378,481	3,495,413	0	3,873,894	39,582,706	132,009,700	30%
February	105,450,600	509,475	141,116	720	651,311	3,165,589	109,267,500	3%
March	90,362,500	293,661	382,776	25,360	701,797	19,023,803	110,088,100	17%
April	89,912,900	23,866	2,199,219	1,800	2,224,885	19,623,215	111,761,000	18%
May	95,249,300	60,692	2,820,340	6,835	2,887,867	22,702,133	120,839,300	19%
June	98,602,900	123,767	2,447,742	30,475	2,601,984	25,893,816	127,098,700	20%
July								
August								
September								
October								
November								
December								
TOTAL:								
6 mos	568,131,300	1,389,942	11,486,606	65,190	12,941,737	129,991,263	711,064,300	18%
12 mos	1,182,799,200	6,504,185	17,891,846	227,680	24,623,710	261,423,620	1,468,846,530	18%

MONTHLY REPORT

Street Department

June 2024

Street Department Work Orders:

- Sweeper Truck 161 Locations; 8.5 loads of debris
- Paving 7 Locations
- Patching Cook Road, Azalia Avenue
- Gravel shoulders Interchange Drive, Wayne Avenue, Grove Loop, Riverchase
- Clean culverts Oak Street
- Clean catch basins 9 Locations
- Brush Removal 124 Locations; 22 loads of debris
- Concrete Work 4 Locations (Whisper Aero, Holiday Drive, Mockingbird Drive)
- Culvert Replacement Goldenbrook Drive
- Paint Curbs W. First Street; Stanley Street

Sign and Electrical Maintenance Work Orders:

- Traffic Signal Maintenance 6 Locations
- Preventive maintenance on signals 7 Locations
- Sign repair/Maintenance and Fabricating letters 7 Locations
- Misc. Work with Bucket Truck
 - Flags on Main Street
 - Flag at Turner field

Miscellaneous:

- Shop Maintenance 2
- Whisper Aero Project 9
- Airport Parking Lot 2
- Meeting
 - TCRS
- Road closures for Friday Night @ the Crossroads
- Conduit for the new hanger at the Airport
- Sidewalk & lights poles at the Airport

JUNE 2024 MONTHLY REPORT

MAINTENANCE DEPARTMENT

GENERAL MAINTENANCE WORK ORDERS COMPLETED: 67

SPECIAL PROJECTS/WORK ORDERS:

- Pressure wash walks at the airport, removed shrubs around building, repair and paint handrails
- Cut and haul off large tree for the sewer project
- Clear and grind lot behind Trade-A-Plane
- Build two storm drain covers for the airport
- Install bus stops at Garrison and Mission
- Repaired hot water leak at City Hall
- Install gate at the landfill

SERVICE TRUCK CALLS: 23

VEHICLE/EQUIPMENT SERVICES AND REPAIRS:

- CODES
 - NONE
- AIRPORT
 - NONE
- CATOOSA
 - Unit 1204 – Service
- FIRE
 - Ladder 10 – Replaced three batteries on both left and right sides
 - Engine 18 – Replaced rear brakes, drums, chamber & slack adjusters. Replaced speedometer and air gauges.
- MAINTENANCE
 - Unit 203 – Replaced fuel pump
- WATER TRANSMISSION/SEWER
 - Mini Ex – Replace hammer bit and grease machine
 - Unit 408 – Service, replace cabin air filter
 - Unit 407 – Replaced water pump
- MEADOW PARK LAKE
 - NONE
- STREET
 - Unit 622 – CAT Backhoe – Service and greased
 - Unit 605 - Service
- POLICE
 - Unit 70 – Service

- Unit 46 – Replace radar
 - Unit 4 – Service, radar unit
 - Unit 67 – Service
- PARKS & RECREATION
 - Unit 701 – Service
 - Unit 711 – Service
- WATER TREATMENT
 - NONE
- IT DEPARTMENT
 - NONE
- EMERGENCY MANAGEMENT
 - NONE
- SEWER PLANT
 - NONE
- ENGINEERING
 - NONE
- CEMETERY
 - NONE
- STORM WATER
 - NONE
- VEOLIA
 - NONE

Utility Maintenance

Jun-24
Monthly Report

<u>Locations:</u>	465
-------------------	-----

<u>Backflows Tested:</u>	38
--------------------------	----

<u>Grinder Pumps Sold:</u>	3
----------------------------	---

<u>Preliminary Inspections:</u>	7
---------------------------------	---

<u>Final Inspections:</u>	5
---------------------------	---

<u>Replacement Pumps</u>	1
--------------------------	---

<u>Grinder Pumps Repairs</u>	15
------------------------------	----

<u>Meter:</u>	Turn-Ons	32
	Turn-Offs	20
	Occupant Changes	61
	Reinstates	36
	Checks, Replacement, Repair	52
	Water Taps	9
	Main Line Leaks	1
	Service Repairs	2

<u>Total Water Loss:</u>	381,707 gallons
--------------------------	-----------------

<u>Sewer Taps</u>	11
-------------------	----

<u>Sewer Line Repairs</u>	10
---------------------------	----

<u>Graves</u>	5
---------------	---

<u>Pipe Installed</u>	167' of 3/4" copper
	124' of 1" copper
	0' of 2" copper
	5' of 6" PVC
	0' 12" PVC
	60' 2" PVC
	188' of 4" pvc
	0' of 3/4 PVC
	0 of 1" PVC
	0 of 4" HDPE
	5' of 2" HDPE

0' of 10" pvc
0' of 8" pvc

Monthly Summary

Replaced approximate ely 37 3/4
water meters due to meter or AMR malfunctioning
Read meters, Did service orders and customer complaints
tested 38 backflows devices
done dead end line flushing
fixed water leaks
made water and sewer taps
started installing 2" water line on 127 North in front of Crossville wholesale carpet

Water leaks repaired:

103 Phyllis Drive
533 Scarlett Drive
221 Tennessee Ave.

Water Taps:

1353 Cook Road
1357 Cook Road
349 Highland Lane
4 Riverchase Drive L.34
1366 Interstate Drive
467 Oakmont Drive
1043 East First Street
109 Jesse Loop
304 Holly Tree Drive Irrigation

Sewer Taps

1353 Cook Road
1357 Cook Road
4 Riverchase Drive L.34
387 Cumberland View Drive
1366 Interstate Drive
963 Sparta Hwy.
26 Harrison Ave.
1043 Easy First Street
42 Stoneview Drive L.23
56 Stoneview Drive L.24
109 Jesse Loop

Sewer Line Repairs:

23 Netherton Court
330 Old Mail Road
at Homestead School
Rose Street
1010 Mockingbird Drive
at Airport
386 Thurman Ave.
220 4th Street
Lantana Road
22 East Ridge Drive

Grinder pump finals

379 Dayton Ave.
395 Dayton Ave.
623 Waterview Drive
1353 Cook Road
1357 Cook Road

Grave Services

Irene Shelton
Shereen Eicholtz
Thomas Wysocki
Sharon Barlett
Ann Self Lowen

Next Months Forecast

Replace AMR meters & ERTs as needed
Do water & sewer taps & graves
Repair Grinder pumps & cleanings & maint. checks
Test Backflows
Hydrant testing and/or maintenance
finish 2" water line extension on Hwy. 127 North

CATOOSA DEPARTMENT
WATER LOST
JUNE 2024

MASTER PUMPS	WATER PURCHASED		
70-NORTH	12,040,900		
127 HWY	15,572,590		
GENESIS	7,189,300		
62 HWY	0		
TOTAL	34,802,790		
	WATER SOLD		
MASTER PUMP TOTALS	34,802,790		
LESS CUSTOMERS	19,164,500		
LESS 200 ACCOUNTS	5,139,600		
	10,498,690	% of Loss	30%
FIRE DEPARTMENT			
TANK CLEANING & FILLING	-		
METERED FILLING			
METERED FLUSHING	14,372		
UNMETERED FLUSHING	15,430		
UNMETERED LEAK	2,160,000		
BILL ADJUSTMENTS			
METERED LEAKS			
BULK SALES			
TOTAL	8,308,888	Total % Loss	24%

June 2024 Maintenance Report

Holiday Hills Water Treatment Plant

General Maintenance:

- ❖ Changed monthly water filters for machines
- ❖ Serviced dehumidifiers
- ❖ Serviced odd number motors and pumps
- ❖ Changed caustic tubes in pumps
- ❖ Changed poly tubes in pumps
- ❖ Pulled raw #1 pump sent off for rebuild and took motor to have checked
- ❖ Serviced sludge pump
- ❖ Replaced sump pump in basement
- ❖ Vacuumed wet well in finished house
- ❖ Inspected, cleaned, and serviced finished wet well
- ❖ Serviced air pumps

Unexpected Repairs:

- ❖ Working on miox machine #2 cell is leaking

Continuing Projects:

- ❖ Pump changeouts and plumbing for pre and post miox
- ❖ New plumbing and chemical drops in the finished water line
- ❖ Fence moved and new pump storage building
- ❖ Fence repair
- ❖ Raw pump #2 loss of flow getting rebuilt
- ❖ Raw pump #1 faulting at times during startup

Meadow Park Water Treatment Plant

General Maintenance:

- ❖ Changed monthly water filters for machines
- ❖ Serviced dehumidifiers
- ❖ Serviced odd number motors and pumps
- ❖ Changed caustic tubes in pumps
- ❖ Changed poly tubes in pumps
- ❖ Pumped sludge in catch basin 2
- ❖ Cleaned out all venturi ports
- ❖ Inspected, cleaned, and services wet well
- ❖ Serviced air pumps
- ❖ Calibrated miox #2 current variation
- ❖ Worked on Homestead tank light

Unexpected Repairs:

- ❖ Worked on and checked raw pump #2

Continuing Projects:

- ❖ Jesco pump for post miox
- ❖ New bicarb stands for raw pumphouse
- ❖ Industrial tank light replacement
- ❖ Fence addition and new gate placement

Programs

Flag Football	(\$100.00)	1
Upper Cumb. Youth Athletics	\$6,969.19	162
	\$6,869.19	163

Facilities

Centennial Park Shelter 2	\$175.96	5
Centennial Park Shelter 3	\$67.28	2
Crossville Depot Meeting Room	\$926.40	9
Meadow Park Lake Shelter 2 (Next to Playground)	\$310.50	6
Pickleball Court 1	\$72.45	18
Pickleball Court 2	\$89.01	22
Pickleball Court 3	\$91.08	23
Pickleball court 4	\$180.09	45
Pickleball Court 5	\$161.46	46
Pickleball Court 6	\$149.04	42
Pickleball Court 7	\$146.97	43
Pickleball Court 8	\$163.53	47
Turner Field 1	\$1,180.00	3
Warner Field 1	\$299.63	3
	\$4,013.40	314

POS

Palace	\$2,658.00	533
Recreation	\$6.00	2
	\$2,664.00	535

Vendor

El Rey Antojitos Mexicanos LLC.	\$50.00	1
Nicks Italian Ice	\$100.00	1

6/1/2024

To

6/30/2024

The Good Stuff at Sams

\$51.75

1

\$201.75

3

Meadow Park Lake

Boat Ramp - 193

Boat Rental - 118

Campground - 37

Palace Events June 2024

PALACE-PRODUCED EVENTS	Event	Artist	# Tickets	Ticket	ACTUAL	Concessions	Sound Tech	NET
	Date	Fee	Sold	Revenue	Ticket	Revenue	Cost	P/L
Movie: Barbie	June 1	\$ (225.00)	49	\$245.00	\$ 245.00	\$ 162.00		\$ 182.00
Movie: Dances with Wolves	June 4	\$ (225.00)	27	\$135.00	\$ 135.00	\$ 94.00		\$ 4.00
Movie: Tombstone	June 8	\$ (225.00)	49	\$245.00	\$ 245.00	\$ 174.00		\$ 194.00
Movie: Magnificent Seven	June 11	\$ (225.00)	26	\$ 130.00	\$ 130.00	\$ 86.00		\$ (9.00)
Mixtape 80s*	May 23	\$ (3,336.75)	213	\$ 5,728.00	\$ 5,117.16	\$ 222.00	\$ (125.00)	\$ 1,877.41
Movie: The Fugitive	June 18	\$ (225.00)	34	\$ 170.00	\$ 170.00	\$ 111.00		\$ 56.00
Domine: Pink Floyd Tribute*	June 22	\$ (2,869.50)	134	\$ 4,254.00	\$ 3,847.26	\$ 216.00	\$ (300.00)	\$ 893.76
Movie: Wish	June 26	\$ (225.00)	12	\$ 60.00	\$ 60.00	\$ 55.00		\$ (110.00)
Jacob Johnson*	June 27	\$ (926.80)	64	\$ 1,740.00	\$ 1,563.44	\$ 73.00	\$ (125.00)	\$ 584.64
TOTALS:		\$ (8,483.05)	608	\$12,707.00	\$ 11,512.86	\$ 1,193.00	\$ (550.00)	\$ 3,672.81
* = Ticket splits								
RENTALS	EVENT DATE	RENT	# Tickets	Ticket Revenue	OUR FEES	Concessions Revenue	Sound Tech Cost	NET P/L
We Are One benefit	June 29	\$ 350.00	168	\$ 4,780.00	\$ 258.36	\$ 180.00	\$ (125.00)	\$ 663.36
TOTALS:		\$ 350.00	168	\$ 4,780.00	\$ 790.00	\$ 180.00	\$ (125.00)	\$ 663.36
OTHER	EVENT DATE	RENT/License	# Tickets	Ticket Revenue	NET TICKET REVENUE	Concessions Revenue	Sound Tech Cost	NET P/L
CHA group	June 11	\$ (225.00)				\$ 125.00		\$ (100.00)
Open Mic	June 25					\$ 80.00	\$ (125.00)	\$ (45.00)
TAD Center	June 27	\$ (225.00)				\$ 150.00		\$ (75.00)
TOTALS:		\$ (450.00)				\$ 355.00	\$ (125.00)	\$ (220.00)
TOTALS June:		\$ (8,583.05)	776	\$12,707.00	\$12,302.86	\$ 1,728.00	\$ (800.00)	\$ 4,116.17

June 2024:

Tournament Information-

6/6-9/24:

SPA: Softball Players Association-

Senior Women's softball

Women's Rocky Top NIT:

Teams from: MD, CA, LA, Ontario Canada, OH(x2), FL, TN(x5), MI, OK

20 teams

300 hotel rooms

WSL- Cash Cow

22 teams

6/22/24

Nashville, Knoxville, Cookeville, Greeneville, Johnson City, Morristown,
Manchester, TN and Lexington, Kentucky

34 total hotel rooms

6/27th-30th/24

8U Dixie Youth State Tournament

Teams from: Lewis county, Loudon, Sweetwater, Houston County,
East Robertson, East Hickman, Fairview, Joelton, Portland,

Summertown, Greenbrier, Kingston, Spring City, Crossville(host),
Decatur County, Springfield, Chester County, Starr Mountain, Tri county,
TN, Wayne County

20 teams

*hotel #s tbd

6/29/24:

WSL

42nd Jim Beam

51 teams.

Teams from:

Atlanta, GA, Rome, GA, Dalton, GA

Nashville, Knoxville, Cookeville, Greeneville, Johnson City, Morristown,
Manchester, Clarksville, Murfreesboro, Lebanon, and Lexington,
Hopkinsville, Kentucky

*hotel #s tbd

Permits Break Down Report

	City & County Mechanical	City & County Plumbing	City Commercial	City Residential	County Commercial	County Residential	Fines and Inspection Fees	House Moving	Land Disturbance Permits	Plans Review	Sign	Total Permits	County Fees Paid	City Fees Paid	Total Fees Paid
July 2023	28	33	1	7	0	27	0	1	0	0	7	104	\$29,704.00	\$5,534.00	\$35,238.00
August 2023	28	35	6	9	2	28	0	0	3	0	4	115	\$34,630.00	\$9,359.00	\$43,989.00
September 2023	24	41	3	9	9	32	0	0	1	1	0	120	\$48,360.00	\$12,148.00	\$60,508.00
October 2023	43	25	4	7	1	17	0	0	1	3	4	105	\$19,685.00	\$10,522.00	\$30,207.00
November 2023	19	33	3	4	1	28	0	0	4	0	0	92	\$28,500.00	\$9,398.00	\$37,898.00
December 2023	30	43	2	12	0	30	1	0	1	0	1	120	\$40,680.00	\$12,336.00	\$53,016.00
January 2024	26	11	3	6	0	6	0	0	3	0	0	55	\$8,070.00	\$7,365.00	\$15,435.00
February 2024	23	11	4	9	1	0	0	0	3	0	4	55	\$2,509.00	\$10,032.00	\$12,541.00
March 2024	42	21	3	20	0	1	0	0	1	0	1	89	\$2,515.00	\$27,845.00	\$30,360.00
April 2024	46	9	8	12	0	2	0	0	1	5	1	84	\$3,401.00	\$17,747.00	\$21,148.00
May 2024	25	2	6	3	0	1	0	0	0	0	1	38	\$2,560.00	\$5,596.00	\$8,156.00
June 2024	21	7	14	9	0	0	0	0	4	0	3	58	\$750.00	\$14,549.00	\$15,299.00
Total	355	271	57	107	14	172	1	1	22	9	26	1035	\$221,364.00	\$142,431.00	\$363,795.00

Engineering Projects Report July 2, 2024

Project	Current Status	Dates
TDOT 127 South Utility Relocation	The Contractor has completed relocating the City's utilities. A final punch list will be created after the road work is completed. The Contract is trying to complete all asphalt installation by August.	Target Completion Date June 30, 2024
TDOT 127 North Utility Relocation Section 1	The utilities for this project are almost complete and the Contractor lacks about 400 feet of 6 inch water line which will be installed after a deep cut is excavated.	Target Completion Date June 30, 2025
TDOT 127 North Utility Relocation Section 4 (Fentress Cumberland County Line)	The portion of this project that is the City's water utility relocation is complete and a final punch list will be created after the road work is completed.	Target Completion Date August 31, 2026
TDOT 127 North Utility Relocation Section 2	This project is tentatively scheduled to be bid October \ November 2025.	
TDOT 127 North Utility Relocation Section 3	This project is tentatively scheduled to be bid October \ November 2025.	
Northwest Connector Phase 3	The utilities for this project are complete with the exception of final clean up and the regrading of a sewer line along Genesis and relocating the water line at Mizkan's driveway . The Contractor is working toward having the project substantially complete by September 2024.	Total Completion Date July 21, 2023 Finish from Genesis To Stout May 31, 2022
Northwest Connector Phase 2	All acquisition has been completed by the City. TDOT has certified the ROW and we are now waiting for TDOT to program the construction in the TDOT budget. This project is not in TDOT's three year plan.	
Interstate Drive Extension West of Genesis Road	The ROW plans have been reviewed by TDOT and the Engineer has updated the plans and the acquisition and appraisal phase in process.	
Downtown Sidewalks	The Contractor has started the demolition on the east side from Lantana to near First Street.	Completion Date May 1st 2025
Old Lantana Road, County Seat and Southbend Waterline Replacement	The City has reviewed the plans and the Engineer is revising the plans. A construction start date will be established once the easements are acquired.	
Quail Hollow Court	The Exhibit "A" document required for the sale of the property will be updated when the Airport Layout Plan is updated.	
Main Street and Lantana Traffic Signal Replacement	The remaining work includes the replacement of some of the specified equipment in the cabinet and the final punch list items.	Completion date August 22, 2024
Fourth Street and West Avenue Traffic Signal Replacement	The ROW plans have been approved by TDOT. A utility coordination meeting is forthcoming. This project has low priorities because the City will not have STP funds to fund construction for three to five years.	
Meadow Park Water Filtration Plant Sewer Project	The Engineer has created the exhibits for the easements. The City is in the process of acquiring the easements.	Schedule will be forthcoming
Raw Water Study (Meadow Park Lake Expansion)	It has been determined that the savings identified by the additional SQT work did not make the TDEC mitigation significantly more financially feasible. The Engineers are now reviewing the process of "ecosystem services" as a process of reducing the amount of mitigation.	
Underwood Street Sidewalk	Acquisition documents will be turned over to the City Attorney so that City Staff can negotiate the acquisitions.	
Airport ALP	A 60% review meeting occurred in the month of May. We believe the ALP will be completed and approved by the FAA by the end of the year.	
TDOT SR 1 Highway 70 Bridge Replacement (Sparta Highway) Utility Relocation	The contractor started September 11th 2023 and will have the road closed through December 2024. The Contractor started relocating the sewer this week.	Bid Letting December 9, 2022
TDOT SR 24 Highway 70 North Bridge Replacement Utility Relocation	The City has received revised plans from TDOT and the original water and sewer design will be evaluated in the coming months. This project will be bid December 2024 and will include a road closure.	Bid Letting August 19, 2022 DELAYED
CoLinx Fire Pump and Tank System	The line has been capped and the tank and pump have been disconnected from the fire system. The city will start the demolition of the pump building in the coming months.	
Little Obed Pedestrian Bridge	The route has been surveyed and the archeological study has been completed.	
Airport Box Hangars	The Whisper Aero hangar building is complete. The apron area is complete. The parking area side is 80% complete without pavement and the fence relocation is to be completed by the City.	
Truck Route	The City has delivered the existing signal phasing to the Engineer. A questionnaire is being developed for the public.	
Airport Terminal Building	The contractor has almost completed all work with the exception of the flooring. A punch list will be developed in the coming weeks.	
Demolition and removal of Buildings on Ford Property	The proposal for the asbestos remediation is on the Council agenda. The demolition work is planned to be completed in August. The City will be partnering with a certified licensed asbestos remover to demolish the remainder of the building.	
ARPA Sewer I&I Project.	Approximately 54 percent of the work has been completed and 66 percent of the construction time is remaining.	Completion Date January 12th 2025
Creston Road ARPA Waterline Project	The construction plans have been approved by TDEC. Two easements are being acquired by the City.	
East Ridge Sewer Extension	The developer has paid the fees and the plans have been approved by TDEC	
Peavine Sewer Expansion	Draft plans are being reviewed by City Staff.	
Genesis Road and 127 Sewer Expansion	Plans have been submitted to TDOT for ROW permits. Plans will be submitted to TDEC for approval in the coming weeks	
Little Obed Pump Station and Jail Bar Screen Installation	Plans have been approved by TDEC and the City has requested "right of entry" forms from the County for the jail bar screen and the Tansi fire station grinder pump.	
New Fire Station 2	A review meeting was held in June and the Architect is finalizing the plans.	
TDOT I-40 Bridge Widening over 70 North	The TDOT plans have changed and the City will be required to relocate the six inch waterline along 70 North which is under the interstate bridge.	
Private Developments		
The Gardens Phase 8 Plat 3	All roads, water and sewer are complete. The stormwater retention structures have not been completed and the City is holding a financial guarantee for this work.	
The Gardens Phase 8 Plat 4A	This Subdivision is complete and will be removed from this list.	
Sky View Meadow Subdivision Phase 2 & 3	All roads, water and sewer are complete. The stormwater retention structures have not been completed and the City is holding a financial guarantee for this work.	
Genesis Plaza	All plans have been approved by TDEC and the Developer is installing the lines.	

Airport Committee Meeting Report from FBO: July 1, 2024

May Fuel Flow: 6,303 gallons
Avgas: 2,524 gallons
Jet A: 3,379 gallons

June Fuel Flow: 8,805 gallons
Avgas: 3,187 gallons
Jet A: 5,618 gallons

Last June Fuel Flow: 9,816 Gallons
Avgas: 4,067 gallons
Jet A: 5,618 gallons

Fuel sales were up in June over May both in Avgas and Jet A. Year over year Fuel sales were down from last June 2023. General Aviation and Charter flights continue to be down industry wide which reflects in our fuel flow at our two locations.

The maintenance shop remains busy and fully booked.

We anticipate having our first jet aircraft in charter service in September. We now have fully qualified crews on the Jet but are awaiting the FAA to complete proving flights for adding a jet to our certificate. We have a second jet coming in August. Both jets will be based in East Tennessee at the Greeneville TN airport which is approximately 100 miles from Crossville.

We are still looking to hire additional Airframe and Powerplant Certified Mechanics full time to help us keep up with the workload of retail and charter maintenance.

6 Months interest in November and May
Principal payment in May

				11/30/2023	Due May		6/30/2024	
				LOAN	PRINCIPLE	INTEREST	LOAN	
				<u>BALANCE</u>	<u>PAYMENT</u>	<u>PAYMENT</u>	<u>BALANCE</u>	
GENERAL FUND								
2020 Series A1 Bonds	2021	2037	4.00%	\$ 3,850,000	\$ 60,000	\$ 85,050	\$ 3,790,000	
2020 Series B Bonds	2021	2028	4.27%	\$ 1,380,000	\$ 270,000	\$ 17,848	\$ 1,110,000	
2020 Series A2 Bonds	2021	2037	3.00%	\$ 1,045,000	\$ 65,000	\$ 22,200	\$ 980,000	
				\$ -	\$ -	\$ -	\$ -	
				<u>\$ 6,275,000</u>	<u>\$ 395,000</u>	<u>\$ 125,098</u>	<u>\$ 5,880,000</u>	
Water & Sewer Fund								
2020 Series C Bonds	0.80534	2050	4.00%	\$ 28,800,000	\$ 585,000	\$ 659,566	\$ 28,215,000	
Catoosa's Share	0.19466			\$ 5,606,226	\$ 113,876	\$ 128,391	\$ 5,492,350	
				\$ 23,193,774	\$ 471,124	\$ 531,175	\$ 22,722,650	
2020 Sries D Bonds		2027	4.19%	\$ 825,000	\$ 205,000	\$ 9,736	\$ 620,000	
				<u>\$ 24,018,774</u>	<u>\$ 676,124</u>	<u>\$ 540,911</u>	<u>\$ 23,342,650</u>	
CATOOSA								
2020 Series C Bonds		2050	4.00%	\$ 5,606,226	\$ 113,876	\$ 128,391	\$ 5,492,350	
5/20/2021 RUD Plateau tank	40 yrs	2021	2061	1.75	\$ 850,682	\$ 16,097	\$ 857,355	monthly payme
4/11/2022 RUD Plateau tank	40	2061	1.5	\$ 299,398	\$ 5,809	\$ 4,487	\$ 301,796	monthly payme
				<u>\$ 6,456,908</u>	<u>\$ 129,973</u>	<u>\$ 143,266</u>	<u>\$ 6,349,705</u>	
TOTALS (WATER & SEWER FUND)				<u>\$ 30,475,682</u>	<u>\$ 806,097</u>	<u>\$ 684,177</u>	<u>\$ 29,692,355</u>	
TOTAL ALL FUNDS				\$ 36,750,682	\$ 1,201,097	\$ 809,275	\$ 35,572,355	

CITY OF CROSSVILLE
CURRENT GRANTS/PROJECTS

GENERAL FUND

Grant Agency	Project	ARRA	Amount			Money	Money	To Be
			Grant	Local	Total	Spent	Received	Received
AWARDED:								
Dept. of Justice	Bulletproof vests	No	\$ 36,781.44	\$ 36,781.44	\$ 73,562.88	\$ 63,732.12	\$ 39,343.78	\$ -
Dept. of Justice	Body Worn Cameras	No	\$ 43,000	\$ 43,000.00	\$ 86,000.00	\$ 117,082.94	\$ 43,000.00	
THSO Alcohol Saturation/Checkpoint Grant	Alcohol Saturation-2022	No	\$ 20,000.00	\$ -	\$ 20,000.00			
HIDTA	Drug Task Force Overtime		\$ 18,000.00	\$ -	\$ 18,000.00			
TDOT-Aeronautics	Airport Layout Plan		\$ 190,000.00	\$ 10,000.00	\$ 200,000.00	\$ 31,473.39	\$ 22,582.16	
TDOT-Aeronautics	Airport Lighting Rehab		\$ 153,395.00	\$ 1,835.00	\$ 155,230.00	\$ 135,750.14	\$ 133,915.14	
TDOT-TAP	Downtown Sidewalks/Lights		\$ 2,393,388.00	\$ 757,508.00	\$ 3,150,896.00			
TDOT-Aeronautics	Terminal Renovations		\$ 1,062,293.00	\$ 49,723.00	\$ 1,112,016.00	\$ 579,149.25	\$ 96,561.88	\$ 482,587.37
TDOT-Aeronautics	Airport Maintenance 23-24		\$ 15,000.00	\$ -	\$ -	\$ 5,231.29	\$ 4,969.73	
TNECD	Spec Building FY24-25		\$ 4,523,950.35	\$ 238,102.65	\$ 4,762,053.00			
TOTALS			\$ 3,916,857.44	\$ 849,124.44	\$ 3,703,688.88			