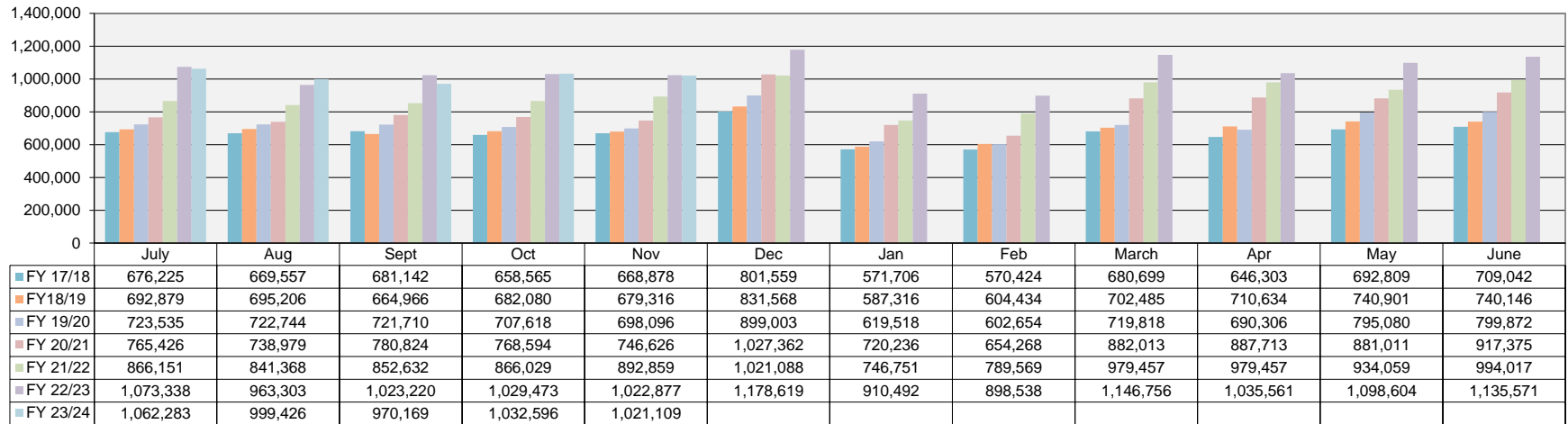
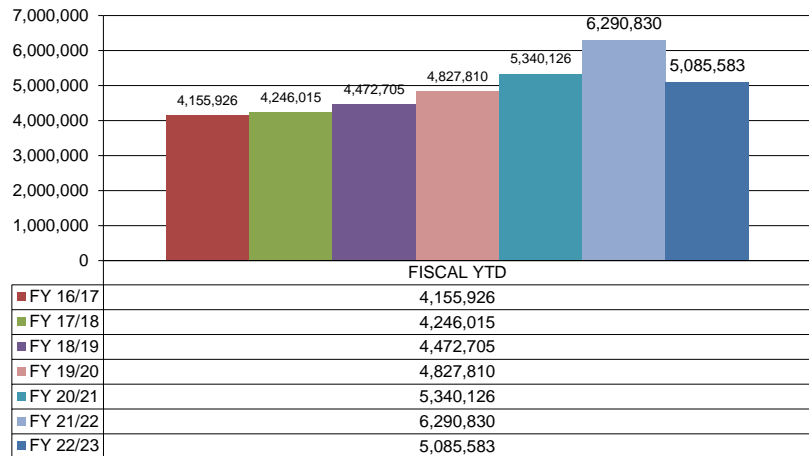


Sales Tax



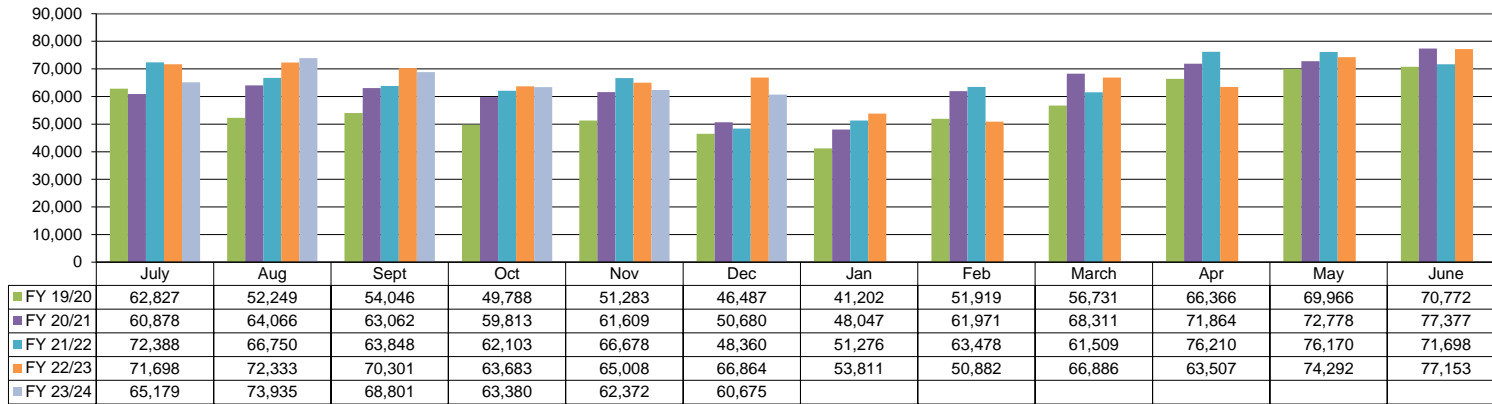
Sales Tax Revenue Year-to-Date



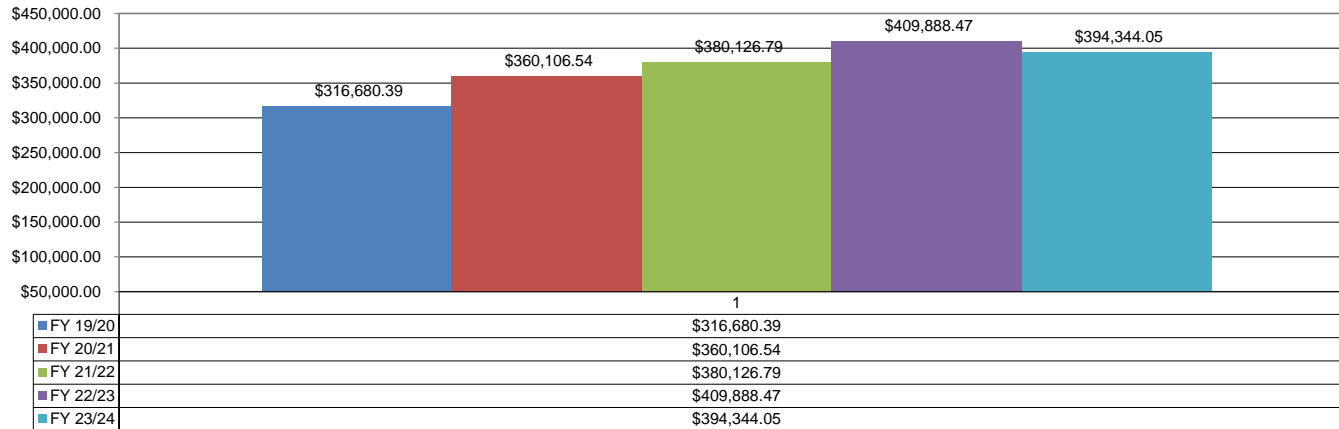
*COLLECTIONS IN THE CITY OF CROSSVILLE		\$	2,077,226.42
State of TN Cost of Administration	1.125%	\$	23,368.80
Net Collections (sent to Trustee's office)		\$	2,053,857.62
Local Option Out of State Distribution		\$	8,897.98
Trustee of Cumberland County	1%	\$	20,538.58
Net To Be Distributed		\$	2,042,217.03
CITY OF CROSSVILLE SPLIT			
Check to City of Crossville		\$	1,021,108.51
Check to Cumberland County Board of Education		\$	1,021,108.51

*Totals reported in January but actually collected in November

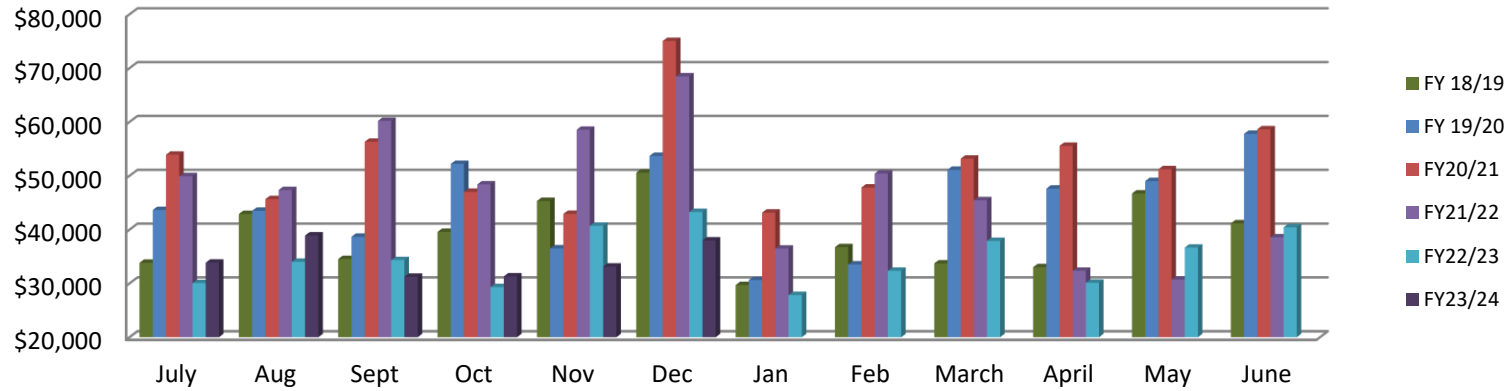
Wholesale Beer Tax



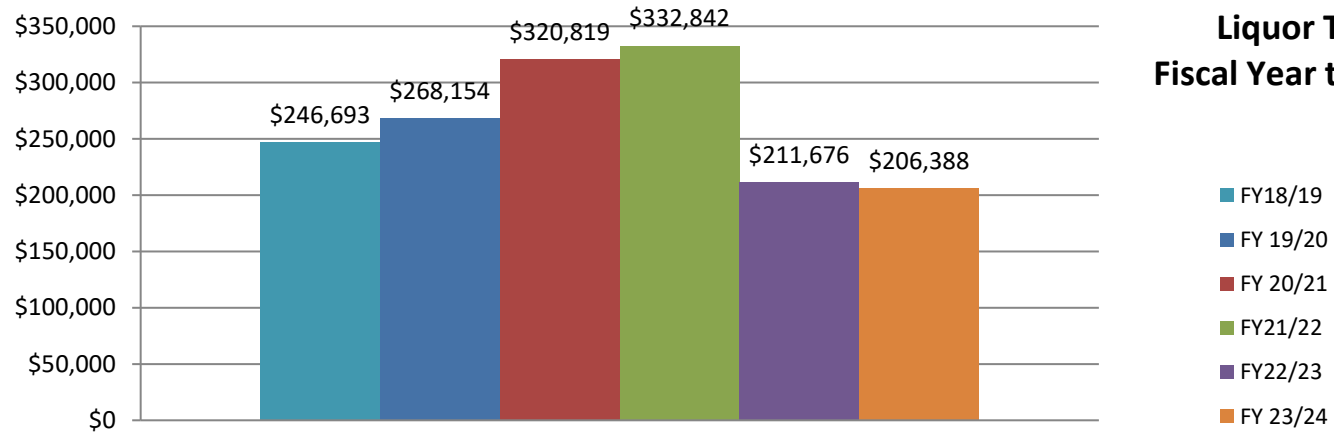
Wholesale Beer Tax Revenue Year To Date

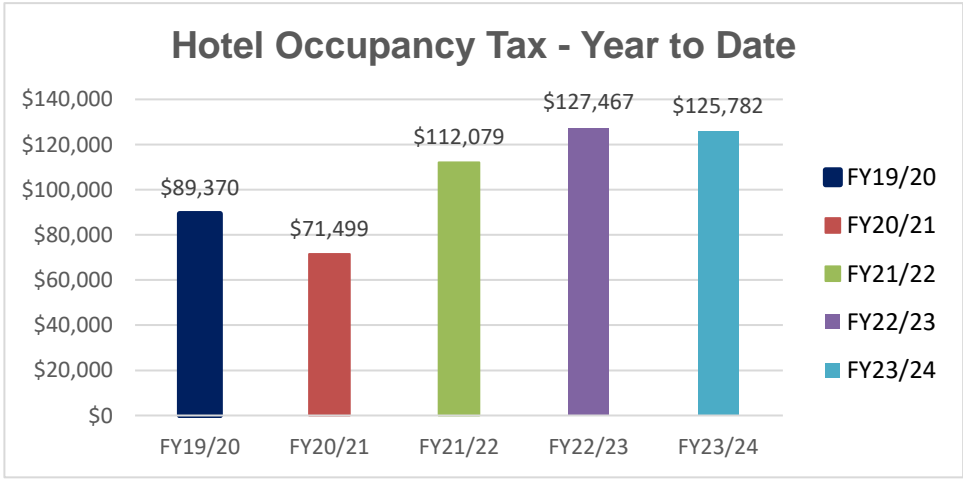
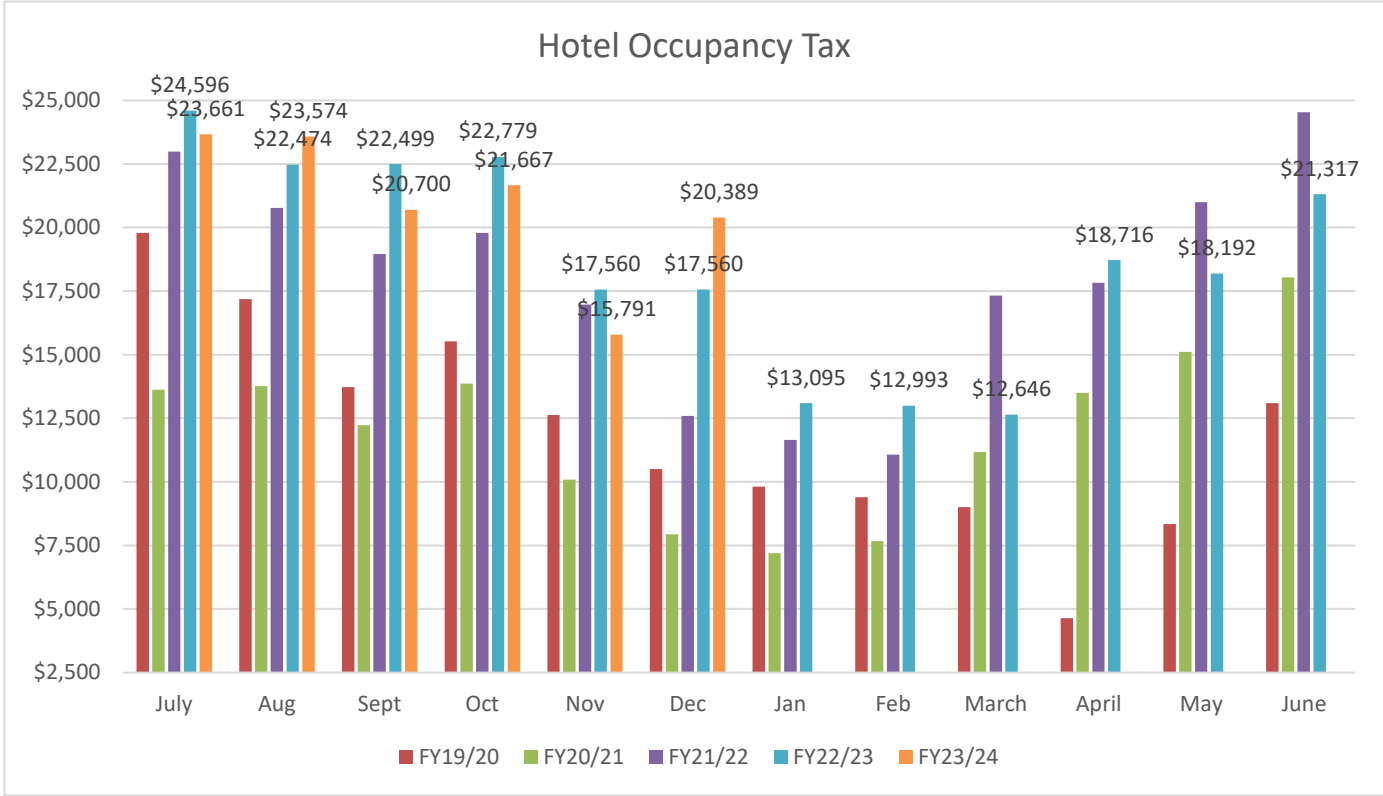


Liquor Income



Liquor Tax Fiscal Year to Date







CROSSVILLE POLICE DEPARTMENT

STAT COMPARISONS

JANUARY 2024 TOTAL CALLS - 1,881

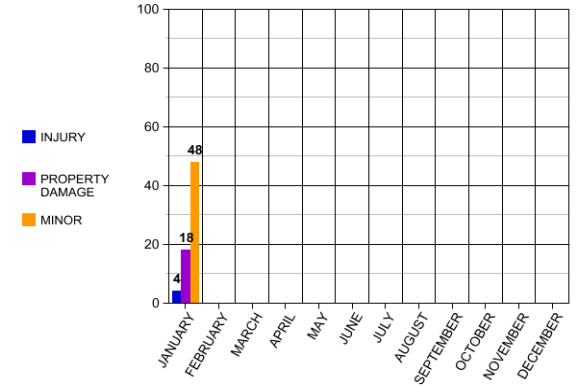
DECEMBER 2023 TOTAL CALLS - 2,265

YEAR TO DATE TOTAL CALLS - 1,881

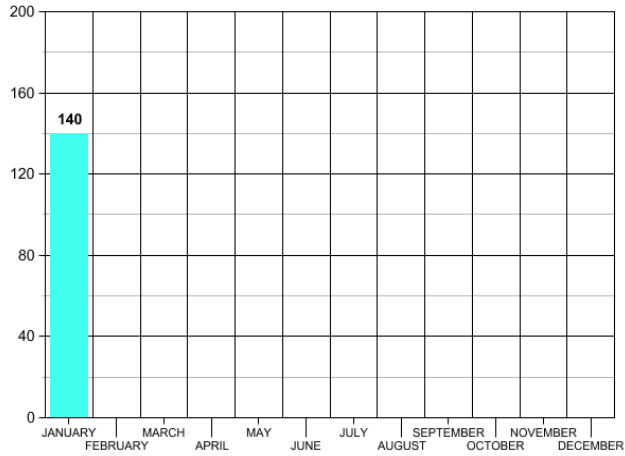
SPECIAL EVENTS

NONE TO REPORT

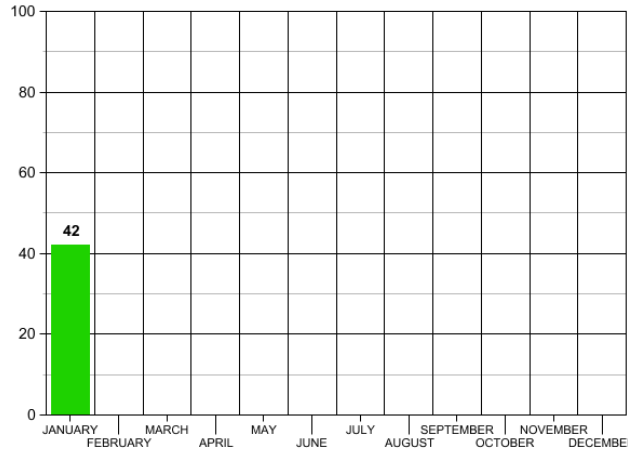
MONTHLY ACCIDENTS



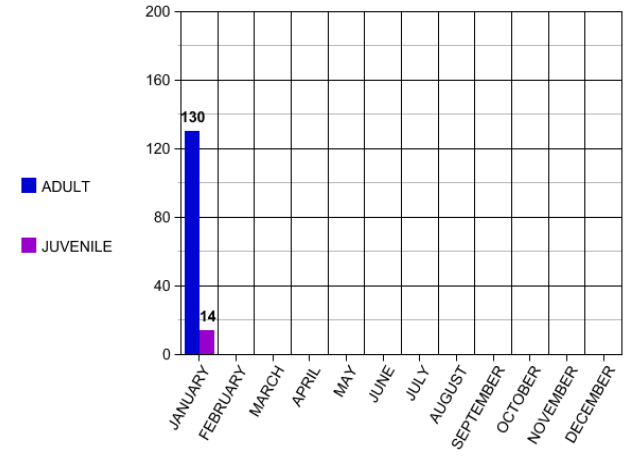
MONTHLY CITATIONS



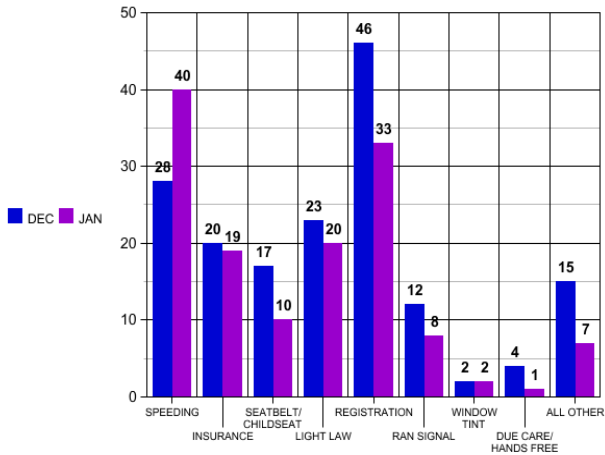
MONTHLY OFFENSES



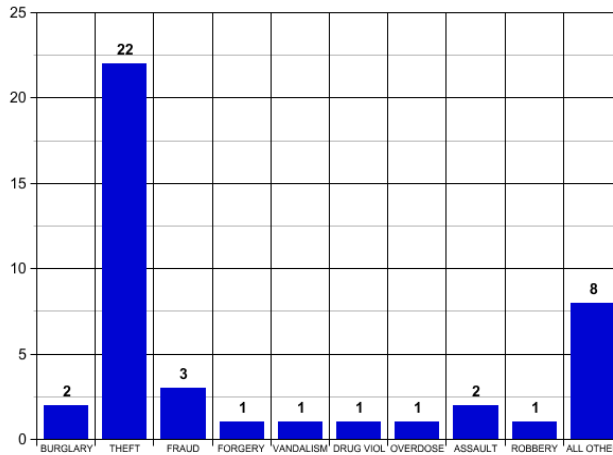
MONTHLY ARREST



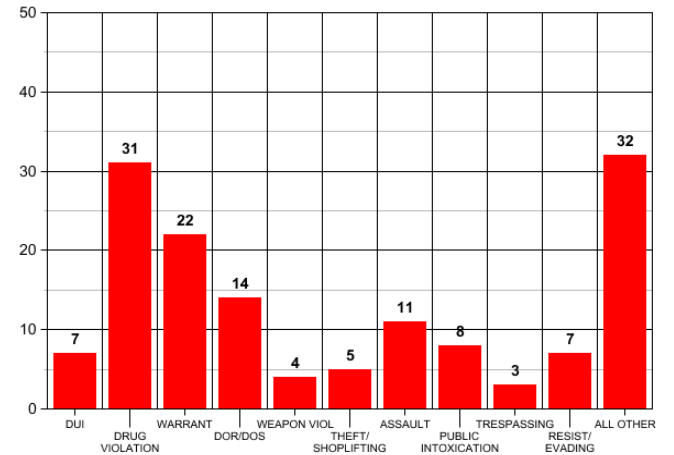
PREVIOUS MONTH CITATION COMPARISON



OFFENSE BY CATEGORY



ARREST BY CATEGORY



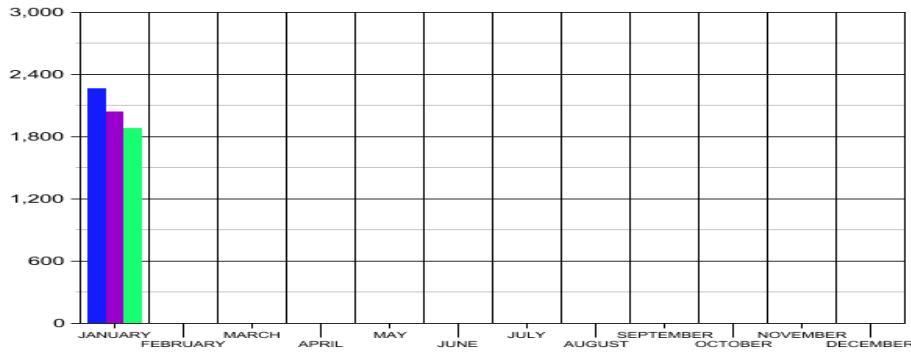


CROSSVILLE POLICE DEPARTMENT STAT COMPARISONS

YEAR TO YEAR— JAN 2023

■ 2022 ■ 2023 ■ 2024

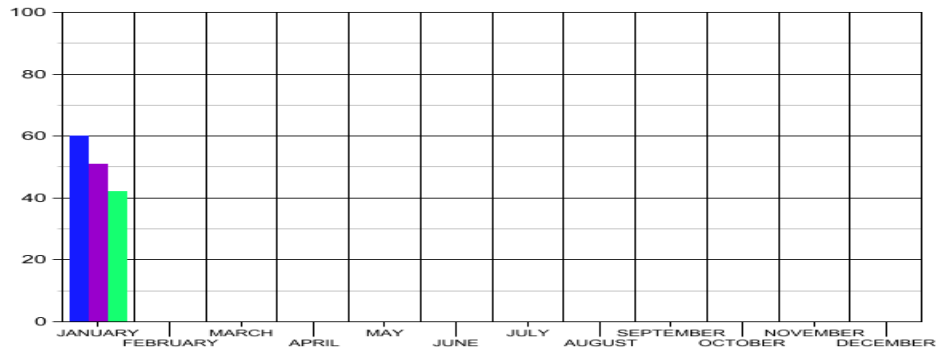
TOTAL CALLS



CALLS

2022—2,261 2023—2,042 2024—1,881

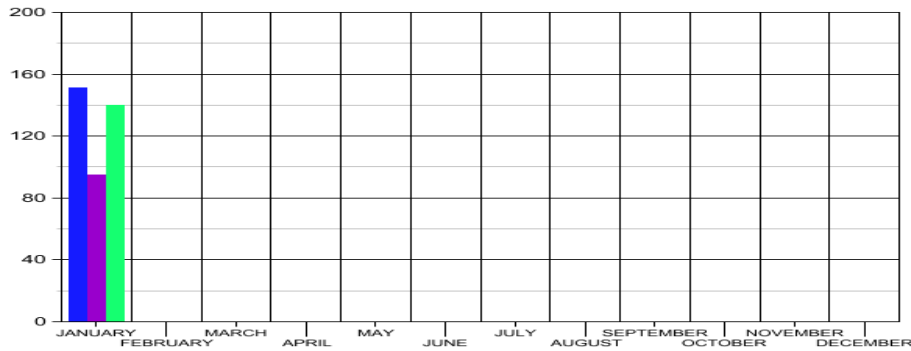
TOTAL OFFENSES



OFFENSES

2022—60 2023—51 2024—42

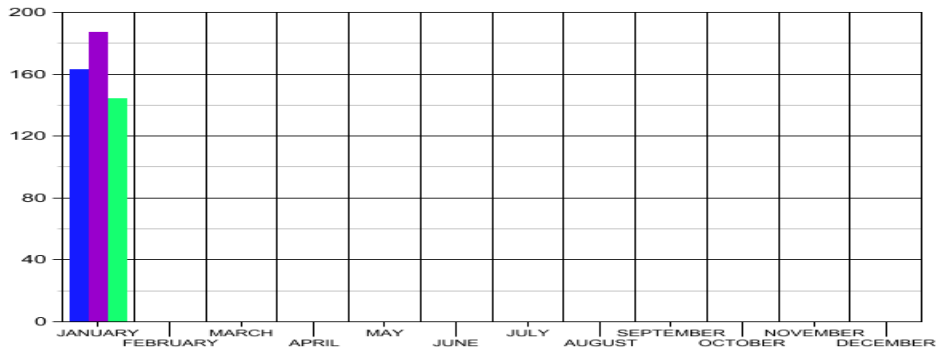
TOTAL CITATIONS



CITATIONS

2022—151 2023—95 2024—140

TOTAL ARREST



ARREST

2022—163 2023—187 2024—144

Crossville Fire Dept.

Crossville, TN

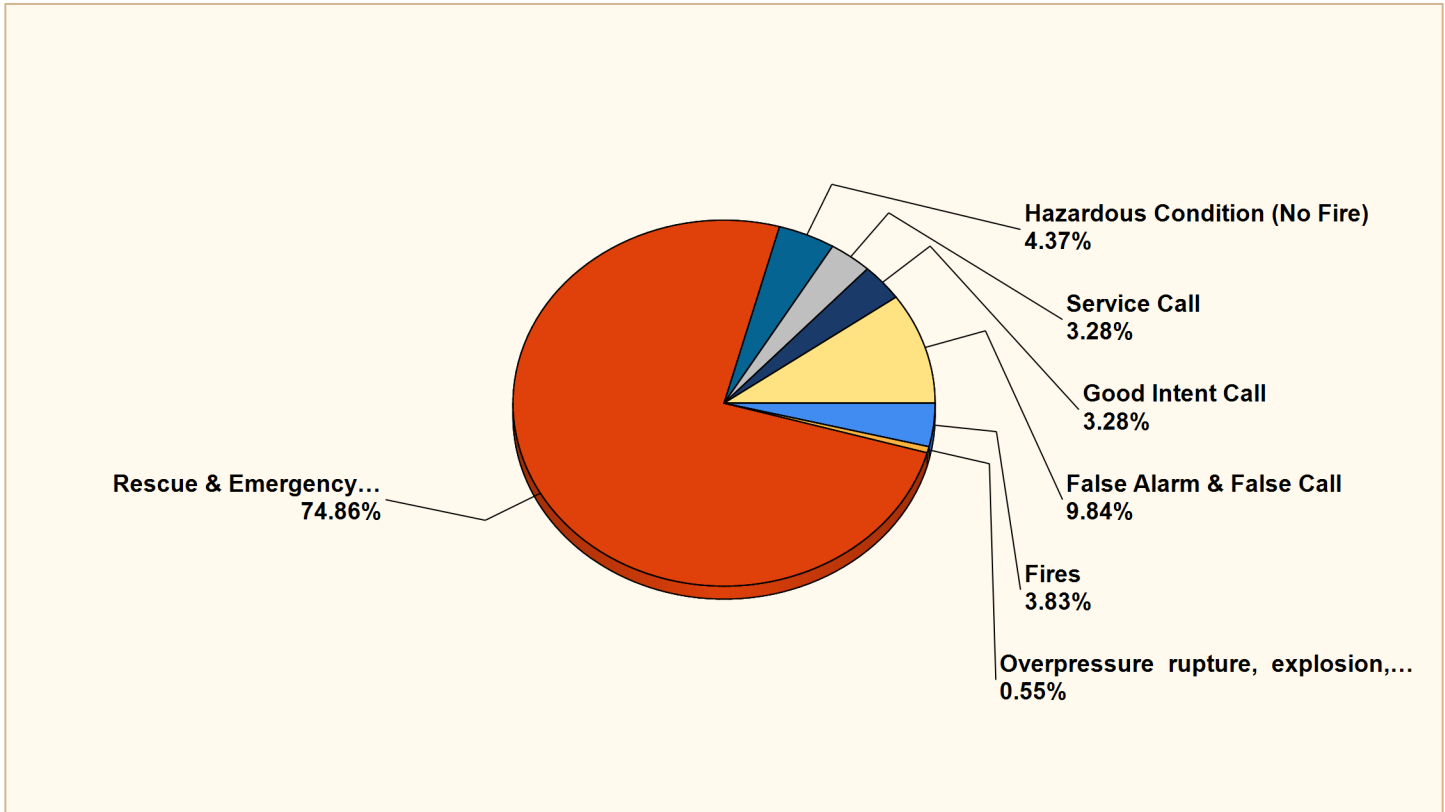
This report was generated on 2/1/2024 7:27:13 AM

CROSSVILLE



Breakdown by Major Incident Types for Date Range

Zone(s): All Zones | Start Date: 01/01/2024 | End Date: 01/31/2024



MAJOR INCIDENT TYPE	# INCIDENTS	% of TOTAL
Fires	7	3.83%
Overpressure rupture, explosion, overheating - no fire	1	0.55%
Rescue & Emergency Medical Service	137	74.86%
Hazardous Condition (No Fire)	8	4.37%
Service Call	6	3.28%
Good Intent Call	6	3.28%
False Alarm & False Call	18	9.84%
TOTAL	183	100%

Only REVIEWED and/or LOCKED IMPORTED incidents are included. Summary results for a major incident type are not displayed if the count is zero.



Detailed Breakdown by Incident Type

INCIDENT TYPE	# INCIDENTS	% of TOTAL
111 - Building fire	1	0.55%
112 - Fires in structure other than in a building	2	1.09%
113 - Cooking fire, confined to container	2	1.09%
131 - Passenger vehicle fire	1	0.55%
150 - Outside rubbish fire, other	1	0.55%
251 - Excessive heat, scorch burns with no ignition	1	0.55%
311 - Medical assist, assist EMS crew	4	2.19%
321 - EMS call, excluding vehicle accident with injury	126	68.85%
322 - Motor vehicle accident with injuries	6	3.28%
324 - Motor vehicle accident with no injuries.	1	0.55%
400 - Hazardous condition, other	1	0.55%
412 - Gas leak (natural gas or LPG)	3	1.64%
424 - Carbon monoxide incident	1	0.55%
440 - Electrical wiring/equipment problem, other	3	1.64%
500 - Service Call, other	2	1.09%
522 - Water or steam leak	1	0.55%
551 - Assist police or other governmental agency	1	0.55%
553 - Public service	1	0.55%
561 - Unauthorized burning	1	0.55%
600 - Good intent call, other	1	0.55%
631 - Authorized controlled burning	1	0.55%
650 - Steam, other gas mistaken for smoke, other	1	0.55%
651 - Smoke scare, odor of smoke	3	1.64%
715 - Local alarm system, malicious false alarm	1	0.55%
730 - System malfunction, other	2	1.09%
731 - Sprinkler activation due to malfunction	2	1.09%
733 - Smoke detector activation due to malfunction	1	0.55%
735 - Alarm system sounded due to malfunction	2	1.09%
736 - CO detector activation due to malfunction	1	0.55%
743 - Smoke detector activation, no fire - unintentional	3	1.64%
745 - Alarm system activation, no fire - unintentional	6	3.28%
TOTAL INCIDENTS:	183	100%

Only REVIEWED and/or LOCKED IMPORTED incidents are included. Summary results for a major incident type are not displayed if the count is zero.



Crossville Fire Dept.

Crossville, TN

This report was generated on 2/1/2024 7:29:12 AM

CROSSVILLE



Daily Log Items per Activity Code for Date Range with Personnel

Activity Codes: Water Log - Commercial Water Log | Start Date: 01/01/2024 | End Date: 01/31/2024

Grand Total Items:

Displays all Daily Log Items with personnel list for DATE RANGE and ACTIVITY CODE, grouped by Activity Code



	Consumption	Water loss - flushing	Water loss - leaks	Water loss-fire fighting	Total Internal Use	Unaccounted-for Water	Pumped Water	LOSS %
2023								
January	97,204,700	1,029,288	158,994	1,350	1,189,632	23,639,568	122,033,900	19%
February	99,352,300	280,135	929,232	53,200	1,262,567	7,113,733	107,728,600	7%
March	81,619,500	593,713	2,016,336	500	2,610,549	36,473,251	120,703,300	30%
April	81,438,000	296,889	851,118	6,700	1,154,707	38,405,193	120,997,900	32%
May	94,928,100	323,566	1,962,690	10,200	2,296,456	30,542,044	127,766,600	24%
June	101,422,500	212,007	960,264	27,800	1,200,071	28,538,929	131,161,500	22%
July	99,325,500	28,940	724,620	13,150	766,710	35,603,190	135,695,400	26%
August	105,482,100	788,301	2,702,814	13,140	3,504,255	26,023,945	135,010,300	19%
September	105,282,800	4,188,377	590,844	59,195	4,838,416	11,620,584	121,741,800	10%
October	100,558,800	11,216	1,796,884	64,150	1,872,250	22,794,380	125,225,430	18%
November	105,902,000	97,408	590,078	8,855	696,341	9,398,859	115,997,200	8%
December	98,116,700	0	0	4,000	4,000	25,991,400	124,112,100	21%
2024								
January	88,553,100	378,481	3,495,413	0	3,873,894	39,582,706	132,009,700	30%
February								
March								
April								
May								
June								
July								
August								
September								
October								
November								
December								
TOTAL:								
6 mos	603,895,500	5,463,785	9,176,032	149,340	14,789,157	135,411,873	754,096,530	18%
12 mos	1,161,981,400	7,199,035	16,620,292	260,890	24,080,217	312,088,213	1,498,149,830	21%

*December 2023 loss % is not accurate due to missing numbers in water loss flushing and leaks.

Utility Maintenance

Jan-24
Monthly Report

Locations: 307

Backflows Tested: 23

Grinder Pumps Sold: 1

Preliminary Inspections: 1

Final Inspections: 2

Replacement Pumps 1

Grinder Pumps Repairs 20

<u>Meter:</u>	Turn-Ons	17
	Turn-Offs	13
	Occupant Changes	48
	Reinstates	49
	Checks, Replacement, Repair	35
	Water Taps	3
	Main Line Leaks	8
	Service Repairs	4

Total Water Loss: 1,786,691.8 gallons

Sewer Taps 2

Sewer Line Repairs 5

Graves 6

<u>Pipe Installed</u>	47' of 3/4" copper
	2' of 1" copper
	0' of 2" copper
	71' of 6" PVC
	0' 12" PVC
	5' 2" PVC
	2' of 4" pvc
	0' of 3/4 PVC
	0 of 1" PVC
	0 of 4" HDPE
	6' of 2" HDPE

0' of 10" pvc

0' of 8" pvc

Monthly Summary

Replaced approximate ely 23 3/4
water meters due to meter or AMR malfunctioning
Read meters, Did service orders and customer complaints
tested 15 backflows devices
done dead end line flushing
fixed water leaks
made water and sewer taps for new road off Genesis Road

Water leaks repaired:

194 River Run drive
202 East Ridge drive
19 Ann street
1121 Sparta drive
737 E. First street
Tenth street
1373 Sparta hwy.
42 Rose street
Corner of Irwin ave. and W. First street
660 Stanely Street
265 Highland Square
33 Azalia avenue
1299 Fourth street

Water Taps:

379 Dayton avenue L.19
395 Dayton avenue L.20
54 Ledford drive

Sewer Taps

379 Dayton avenue L.19
395 Dayton avenue L.20

Sewer Line Repairs:

Peavine Road at the Round About
E. Fifth street at Frenches boots
327 Fourth street

Northhills apt.
at Airport

Grinder pump finals

139 Willow Ridge drive
155 Jesse loop

Grave Services

Estelle Darby
Gabriel Diaz
Clayton Jones
Ronald Thornburg
Betty Stubbs
Patrick Eddinger

Next Months Forecast

Replace AMR meters & ERTs as needed
Do water & sewer taps & graves
Repair Grinder pumps & cleanings & maint. checks
Test Backflows
Hydrant testing and/or maintenance
Catch up taps when meters and yokes arrive

CATOOSA DEPARTMENT
WATER LOST
JANUARY 2024

MASTER PUMPS	WATER PURCHASED		
70-NORTH	11,075,550		
127 HWY	10,431,700		
GENESIS	6,884,700		
62 HWY	0		
TOTAL	28,391,950		
	WATER SOLD		
MASTER PUMP TOTALS	28,391,950		
LESS CUSTOMERS	17,564,800		
LESS 200 ACCOUNTS	3,592,400		
	7,234,750	% of Loss	25%
FIRE DEPARTMENT			
TANK CLEANING & FILLING	-		
METERED FILLING			
METERED FLUSHING	14,592		
UNMETERED FLUSHING	90		
UNMETERED LEAK	2,072,520		
BILL ADJUSTMENTS			
METERED LEAKS			
BULK SALES			
TOTAL	5,147,548	Total % Loss	18%

Programs

CYBS Youth Baseball	\$6,742.49	87
CYBS Youth Softball	\$2,481.24	32
CYBS Youth T-ball/Coach Pitch	\$2,320.74	30
JFK	\$3,845.65	78
Recreational Soccer	\$10,349.50	144
	\$25,739.62	371

Facilities

Crossville Depot Meeting Room	\$2,042.30	17
Meadow Park Lake Shelter 2 (Next to Playground)	\$51.75	1
Pickle Ball Court 1	\$26.91	7
Pickleball Court 2	\$37.26	9
Pickleball Court 3	\$49.68	12
Pickleball court 4	\$55.89	14
Pickleball Court 6	\$4.14	1
Pickleball Court 7	\$4.14	1
Pickleball Court 8	\$20.70	9
Turner Field 1	\$207.00	2
Warner Field 1	\$103.50	1
	\$2,603.27	74

POS

Depot	\$698.82	30
Palace	\$3,685.00	492
	\$4,383.82	522

Vendor

Assorted pickleball revenue	\$14.00	1
-----------------------------	---------	---

Palace Events January 2024

PALACE-PRODUCED EVENTS	Event	Artist	# Tickets	Ticket	ACTUAL	Concessions	Sound Tech	NET
	Date	Fee	Sold	Revenue	Ticket	Revenue	Cost	P/L
Brooke Wright as Elvis	January 6	\$ (3,123.40)	222	\$5,976.00	\$ 5,376.56	\$ 335.00	\$ (125.00)	\$ 2,463.16
Movie: Forrest Gump	January 11	\$ (225.00)	5	\$25.00	\$ 25.00	\$ 20.00		\$ (180.00)
Henry Cho	January 12	\$ (11,120.00)	300	\$ 15,130.00	\$ 13,901.56	\$ 302.00	\$ (125.00)	\$ 2,958.56
Movie: Gremlins	January 25	\$ (225.00)	17	\$ 85.00	\$ 85.00	\$ 51.00		\$ (89.00)
Steve Dorff with Mandy Barnett	January 27	\$ (5,000.00)	120	\$ 3,428.00	\$ 3,128.72	\$ 133.00	\$ (125.00)	\$ (1,863.28)
Movie: Wizard of Oz	January 28	\$ (225.00)	58	\$ 290.00	\$ 290.00	\$ 246.00		\$ 311.00
TOTALS:		\$ (19,918.40)	722	\$24,934.00	\$ 22,806.84	\$ 1,087.00	\$ (375.00)	\$ 3,600.44
RENTALS	EVENT DATE	RENT	# Tickets	Ticket	OUR FEES	Concessions	Sound Tech	NET P/L
				Revenue		Revenue	Cost	
TOTALS								
OTHER	EVENT DATE	RENT/License	# Tickets	Ticket	NET TICKET	Concessions	Sound Tech	NET P/L
				Revenue	REVENUE	Revenue	Cost	
School Movie: Stone Elementary	January 4	\$ (225.00)				\$ 722.00		\$ 497.00
School Movie: Stone Elementary	January 5	\$ (225.00)				\$ 900.00		\$ 675.00
School Movie: North Cumberland	January 11	\$ (225.00)				\$ 600.00		\$ 375.00
TOTALS:		\$ (675.00)				\$ 2,222.00		\$ 1,547.00
TOTALS January:		\$ (20,593.40)	722	\$24,934.00	\$ 22,806.84	\$ 3,309.00	\$ (375.00)	\$ 5,147.44

Permits Break Down Report

	City & County Mechanical	City & County Plumbing	City Commercial	City Residential	County Commercial	County Residential	Fines and Inspection Fees	House Moving	Land Disturbance Permits	Plans Review	Sign	Total Permits	County Fees Paid	City Fees Paid	Total Fees Paid
July 2023	28	33	1	7	0	27	0	1	0	0	7	104	\$29,704.00	\$5,534.00	\$35,238.00
August 2023	28	36	6	9	2	29	0	0	3	0	4	117	\$35,004.00	\$9,359.00	\$44,363.00
September 2023	24	41	3	9	9	32	0	0	1	1	0	120	\$48,360.00	\$12,148.00	\$60,508.00
October 2023	43	25	4	7	1	17	0	0	1	5	4	107	\$19,685.00	\$10,922.00	\$30,607.00
November 2023	19	33	3	4	1	29	0	0	4	0	0	93	\$29,524.00	\$9,398.00	\$38,922.00
December 2023	30	43	2	12	0	30	1	0	1	0	1	120	\$38,700.00	\$12,336.00	\$51,036.00
January 2024	26	11	3	6	0	6	0	0	3	0	0	55	\$8,070.00	\$7,365.00	\$15,435.00
Total	198	222	22	54	13	170	1	1	13	6	16	716	\$209,047.00	\$67,062.00	\$276,109.00

Engineering Projects Report February 8, 2024

Project	Current Status	Dates
TDOT 127 South Utility Relocation	The Contractor has completed relocating the City's utilities. A final punch list will be created after the road work is completed.	Target Completion Date June 30, 2024
TDOT 127 North Utility Relocation Section 1	The utilities for this project are almost complete and the Contractor lacks about 400 feet of 6 inch water line which will be installed after a deep cut is excavated.	Target Completion Date June 30, 2025
TDOT 127 North Utility Relocation Section 4 (Fentress Cumberland County Line)	The portion of this project that is the City's water utility relocation is complete and a final punch list will be created after the road work is completed.	Target Completion Date August 31, 2026
TDOT 127 North Utility Relocation Section 2	A utility deconfliction meeting was held August 2nd 2022 and the City was informed by TDOT that the bid letting will be moved to 2025. TDOT currently has this project in the ROW phase.	Bid Letting December 8, 2023
TDOT 127 North Utility Relocation Section 3	A utility deconfliction meeting was held August 2nd 2022 and the City was informed by TDOT that the bid letting will be moved to 2025. TDOT currently has this project in the ROW phase.	Bid Letting December 8, 2023
Northwest Connector Phase 3	The utilities for this project are complete with the exception of final clean up and the regrading of a sewer line along Genesis.	Total Completion Date July 21, 2023 Finish from Genesis To Stout May 31, 2022
Northwest Connector Phase 2	All acquisition has been completed by the City. TDOT has certified the ROW and we are now waiting for TDOT to program the construction in the TDOT budget.	Tentative Bid Letting 2023
Interstate Drive Extension West of Genesis Road	The ROW plans have been presented to the City for review.	
Downtown Sidewalks	A pre-construction meeting has been scheduled and a start date is forthcoming.	
Old Lantana Road, County Seat and Southend Waterline Replacement	The City has reviewed the plans and the Engineer is revising the plans. A construction start date will be established once the easements are acquired.	
Bridges for Trails at Meadow Park	The bridge has been set in place. The Street Department will complete the decking and approach slabs in the coming months.	
Quail Hollow Court	The Exhibit "A" document required for the sale of the property will be updated when the Airport Layout Plan is updated.	
Main Street and Lantana Traffic Signal Replacement	The Contractor is installing the poles. The contractor is awaiting the delivery of the traffic controller which is now expected in February and the relocation of the phone lines.	Completion date August 22, 2024
Fourth Street and West Avenue Traffic Signal Replacement	The ROW plans have been approved by TDOT. A utility coordination meeting is forthcoming. This project has low priorities because the City will not have STP funds to fund construction for three to five years.	
Meadow Park Water Filtration Plant Sewer Project	The Engineer has created the exhibits for the easements. The City is in the process of acquiring the easements.	Schedule will be forthcoming
Raw Water Study (Meadow Park Lake Expansion)	The Davey Resource Group will start negotiations with TDEC, this month, to reduce the amount of the mitigation.	
Underwood Street Sidewalk	Acquisition documents will be turned over to the City Attorney so that City Staff can negotiate the acquisitions.	
Tulip Drive Sewer Installation Airport ALP	The plans are complete and the City is awaiting the payment of the fees. A review meeting was held for the first pages of the ALP and the future layout of the builds was discussed.	
Industrial Blvd and Highway 127 Intersection Waterline Rehab	The closeout change order is on the agenda for approval. This project is complete and will be removed from this list.	Completion date June 3, 2023
TDOT SR 1 Highway 70 Bridge Replacement (Sparta Highway) Utility Relocation	The contractor started September 11th and will have the road closed for thirteen months. The City's utility relocation has not started on this project.	Bid Letting December 9, 2022
TDOT SR 24 Highway 70 North Bridge Replacement Utility Relocation	The City has received revised plans from TDOT and the original water and sewer design will be evaluated in the coming months.	Bid Letting August 19, 2022 DELAYED
CoLinX Fire Pump and Tank System	The line has been capped and the tank and pump have been disconnected from the fire system. The city will start the demolition of the pump building in the coming months.	
Little Obed Pedestrian Bridge	The City has been selected for the CDBG grant. A contract for the Engineering is on the agenda for approval.	
Airport Box Hangars	The contractor has erected all red iron for the Whisper Aero hangar and installed the wall and roof sheathing. They are in the process of installing the doors. The Engineering Department is working on pricing the drainage system for the four 60x60 box hangars.	
Truck Route	The City has delivered the existing signal phasing to the Engineer. A questionnaire is being developed for the public.	
Airport Terminal Building	The shell of the addition has been erected and dried in. A portion of the internal demo has been started and the foundation for the ADA ramp has been installed. The interior walls have been constructed and a new tile design is being developed.	
Demolition and removal of Buildings on Ford Property	The asbestos survey has been completed and the removal of the asbestos from the survey building and the McGinnis building will be discussed with TDEC and we will decide on the means of removal.	
ARPA Sewer I&I Project.	A preconstruction meeting has been scheduled and a project schedule is forthcoming.	
Creston Road ARPA Waterline Project	The City has reviewed the plans and forwarded comments back to the Engineer for revisions.	
East Ridge Sewer Extension	The developer has paid the fees and the plans have been approved by TDEC	
Private Developments		
The Gardens Phase 8 Plat 3	All roads, water and sewer are complete. The stormwater retention structures have not been completed and the City is holding a financial guarantee for this work.	
The Gardens Phase 8 Plat 4A	All roads, water and sewer are complete. The stormwater retention structures have not been completed and the City is holding a financial guarantee for this work.	
Sky View Meadow Subdivision Phase 2 & 3	All roads, water and sewer are complete. The stormwater retention structures have not been completed and the City is holding a financial guarantee for this work.	
Genesis Plaza	The water and sewer plans have been approved by the City and submitted to TDEC.	

KCSV Airport Committee Meeting FBO Report: February 5, 2024

December 2023 Fuel Flow

Jet A – 3,927 gallons
Avgas – 2,252 gallons
Total – 6,179 gallons

January 2024 Fuel Flow

Jet A – 1,625 gallons
Avgas – 1,387 gallons
Total – 3,012 gallons

January 2023 Fuel Flow:

Jet A: 2,702 gallons
Avgas: 2,364 gallons
Total: 5,066 gallons

Fuel Flow in January was down from December and down from the same month last year. We had bad weather in January which caused closure of the airport for 10 days of the month. Extreme cold weather combined with snow and ice on the airport surfaces created conditions that prevented aircraft from safely operating. We are hopeful that this is an anomaly and has nothing to do with demand and activity in the general aviation community. We experience similar reductions in fuel sales at our other operations in the state.

Tennessee Flight Training's flight school activity was slow in January due to the severe winter weather that closed the airport. Even on days when the airport was open, we had a number of IFR days that prevented flight training.

Our FAR 145 Repair Station is continuing the set up for turbine maintenance. We start a heavy inspection on one of our Jetstream J31's this week which will take approximately 30 days to complete. Once it is complete it will go into paint and interior refurbishment before being placed in active charter service. Our piston engine maintenance shop continues to be busy even through the winter months performing annual inspections on based and non-based aircraft.

We have commenced charter operations through our subsidiary Carrier Airways in the state of Tennessee. We flew over 40 hours of flight time on our Smyrna based Jetstream. We will be adding a Beechjet 400A based in Greeneville TN to the charter certificate which is now projected to be operational in March. We anticipate having 6 aircraft in service by the end of 2024.

We still hoping to start construction on the 60 by 60 box hangars in March -April timeframe.

Looking forward to warmer weather and springtime.

CITY OF CROSSVILLE
BONDS and NOTES
(SCHEDULES ATTACHED)

6 Months interest in November and May
Principal payment in May

				11/30/2023	Due May			6/30/2024	
				<u>LOAN</u>	<u>PRINCIPLE</u>	<u>INTEREST</u>		<u>LOAN</u>	
				<u>OUT</u>	<u>RATE</u>	<u>BALANCE</u>	<u>PAYMENT</u>	<u>PAYMENT</u>	<u>BALANCE</u>
GENERAL FUND									
2020 Series A1 Bonds	2021	2037	4.00%	\$ 3,850,000		\$ 60,000	\$ 85,050	\$ 3,790,000	
2020 Series B Bonds	2021	2028	4.27%	\$ 1,380,000		\$ 270,000	\$ 17,848	\$ 1,110,000	
2020 Series A2 Bonds	2021	2037	3.00%	\$ 1,045,000		\$ 65,000	\$ 22,200	\$ 980,000	
				<u>\$ -</u>		<u>\$ -</u>	<u>\$ -</u>	<u>\$ -</u>	
				<u>\$ 6,275,000</u>		<u>\$ 395,000</u>	<u>\$ 125,098</u>	<u>\$ 5,880,000</u>	
Water & Sewer Fund									
2020 Series C Bonds	0.80534	2050	4.00%	\$ 28,800,000		\$ 585,000	\$ 659,566	\$ 28,215,000	
Catoosa's Share	0.19466			<u>\$ 5,606,226</u>		<u>\$ 113,876</u>	<u>\$ 128,391</u>	<u>\$ 5,492,350</u>	
				\$ 23,193,774		\$ 471,124	\$ 531,175	\$ 22,722,650	
2020 Sries D Bonds		2027	4.19%	\$ 825,000		\$ 205,000	\$ 9,736	\$ 620,000	
				<u>\$ 24,018,774</u>		<u>\$ 676,124</u>	<u>\$ 540,911</u>	<u>\$ 23,342,650</u>	
CATOOSA									
2020 Series C Bonds		2050	4.00%	\$ 5,606,226		\$ 113,876	\$ 128,391	\$ 5,492,350	
5/20/2021 RUD Plateau tank	40 yrs	2021	2061	1.75	\$ 850,682	\$ 16,097	\$ 14,875	\$ 857,355	monthly payme
4/11/2022 RUD Plateau tank	40	2061	2061	1.5	\$ 299,398	\$ 5,809	\$ 4,487	\$ 301,796	monthly payme
				<u>\$ 6,456,908</u>		<u>\$ 129,973</u>	<u>\$ 143,266</u>	<u>\$ 6,349,705</u>	
TOTALS (WATER & SEWER FUND)				<u>\$ 30,475,682</u>		<u>\$ 806,097</u>	<u>\$ 684,177</u>	<u>\$ 29,692,355</u>	
TOTAL ALL FUNDS				\$ 36,750,682		<u>\$ 1,201,097</u>	<u>\$ 809,275</u>	\$ 35,572,355	

**CITY OF CROSSVILLE
CURRENT GRANTS/PROJECTS**

GENERAL FUND

Grant Agency	Project	Amount				Money	Money	To Be
		Grant	Local	Total		Spent	Received	Received
AWARDED:								
Dept. of Justice	Bulletproof vests	\$ 36,781.44	\$ 36,781.44	\$ 73,562.88		\$ 63,732.12	\$ 39,343.78	\$ -
Dept. of Justice	Body Worn Cameras	\$43,000	\$ 43,000.00	\$ 86,000.00		\$ 117,082.94	\$ 43,000.00	
THSO Alcohol Saturation/Checkpoint Grant	Alcohol Saturation-2022	\$ 20,000.00	\$ -	\$ 20,000.00				
HIDTA	Drug Task Force Overtime	\$ 18,000.00	\$ -	\$ 18,000.00				
TDOT-Aeronautics	Airport Layout Plan	\$ 190,000.00	\$ 10,000.00	\$ 200,000.00		\$ 31,473.39	\$ 19,601.36	\$ 2,980.80
TDOT-Aeronautics	Airport Lighting Rehab	\$ 153,395.00	\$ 1,835.00	\$ 155,230.00		\$ 135,750.14	\$ 124,118.15	\$ 9,796.99
TDOT-TAP	Downtown Sidewalks/Lights	\$ 2,393,388.00	\$ 757,508.00	\$ 3,150,896.00				
TDOT-Surface Trans	Northwest Connector 3	\$ 1,046,137.00	\$ 251,534.00			\$ 1,266,575.21	\$ 1,013,260.17	
TDOT-Surface Trans	Northwest Connector 2	\$ 458,648.00	\$ 114,662.00	\$ 573,310.00		\$ 279,727.05	\$ 189,780.82	\$ 34,000.82
TDOT-Aeronautics	Obstruction Clearing	\$ 116,090.00	\$ 6,110.00	\$ 122,200.00		\$ 122,000.00	\$ 122,000.00	
TDOT-Aeronautics	Obstruction Clearing	\$ 230,850.00		\$ 230,850.00		\$ 223,550.00	\$ 223,550.00	
TDOT-Aeronautics	Obstruction Clearing	\$ 315,145.00	\$ 22,375.00	\$ 337,520.00		\$ 281,233.83	\$ 281,233.83	
TDOT-Aeronautics	Terminal Renovations	\$ 1,062,293.00	\$ 49,723.00	\$ 1,112,016.00		\$ 96,561.88	\$ 96,561.88	
TDOT-Aeronautics	Operations Counting System	\$ 32,300.00	\$ 1,700.00	\$ 34,000.00		\$ 10,022.67	\$ 9,549.03	
TDOT-Aeronautics	ARPA	\$ 3,494,987.87	\$ -	\$ -		\$ 348,747.68	\$ 3,494,987.87	
TDOT-Aeronautics	Airport Maintenance 23-24	\$ 15,000.00	\$ -	\$ -		\$ 5,231.29	\$ 4,969.73	
TDOT-Aeronautics	ACRGP	\$ 9,000.00	\$ -	\$ 9,000.00		\$ 9,000.00	\$ 9,000.00	
TDOT-Aeronautics	ARPA-Airport	\$ 22,000.00		\$ 22,000.00		\$ 22,000.00	\$ 22,000.00	
TDOT-Aeronautics	Whisper Aero Hangar	\$ 1,200,000.00	\$ -	\$ -		\$ 420,772.80	\$ 1,200,000.00	
PE Partners	Property Conservation-Palace Cameras	\$ 2,500.00	\$ 1,250.00			\$ 2,500.00	\$ 1,250.00	
TOTALS		\$ 9,611,015.31	\$ 1,215,320.44	\$ 4,276,998.88				