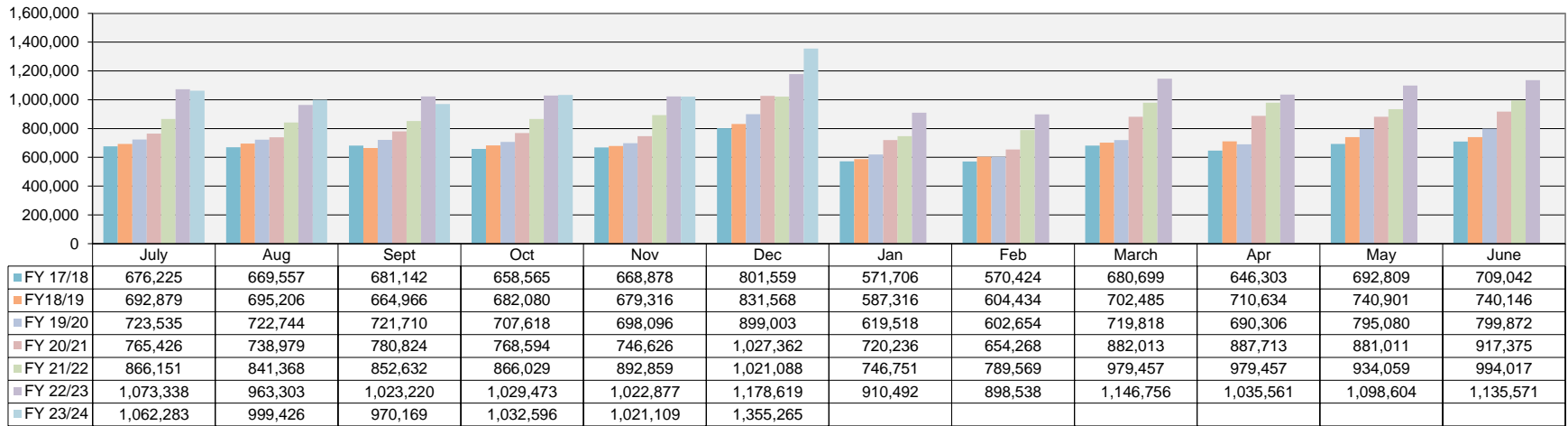
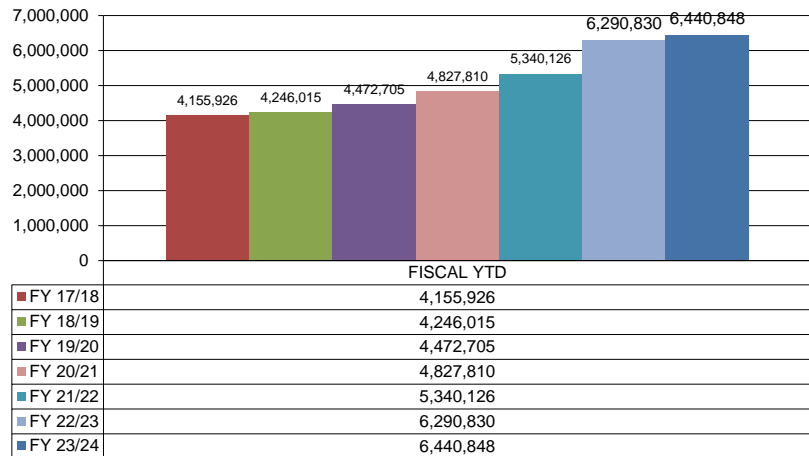


Sales Tax



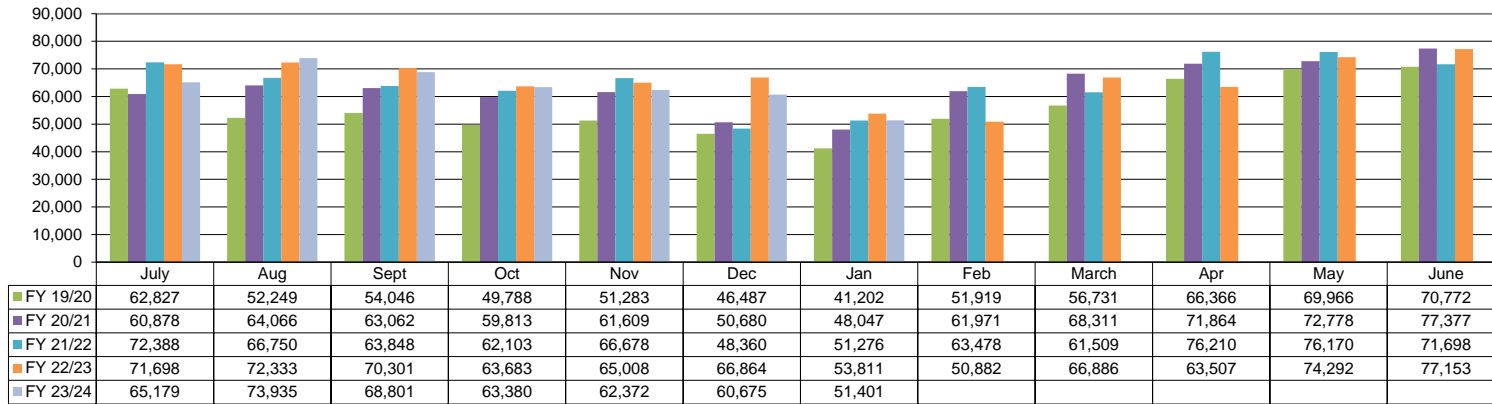
Sales Tax Revenue Year-to-Date



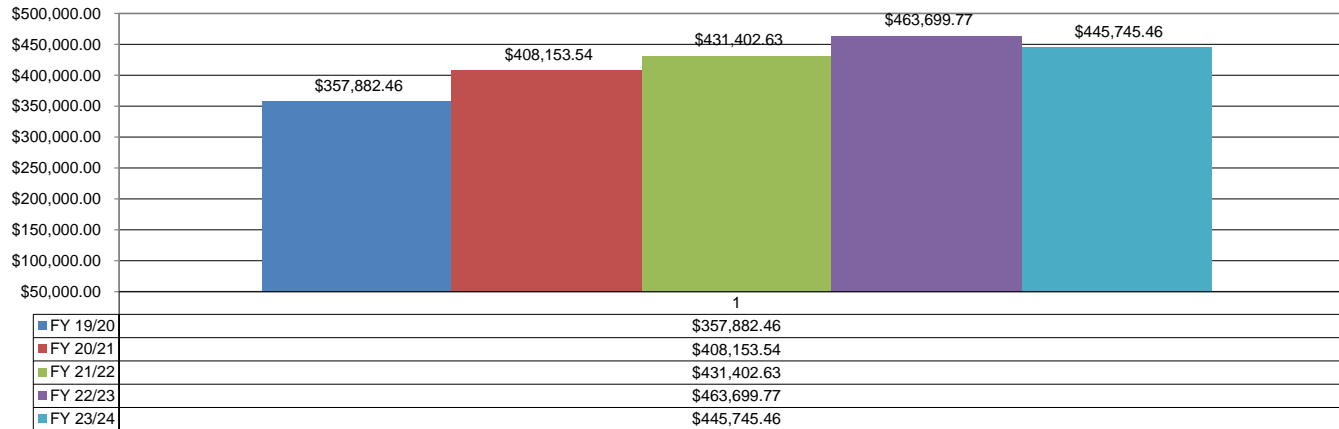
*COLLECTIONS IN THE CITY OF CROSSVILLE		\$	2,755,158.69
State of TN Cost of Administration	1.125%	\$	30,995.54
Net Collections (sent to Trustee's office)		\$	2,724,163.15
Local Option Out of State Distribution		\$	13,608.68
Trustee of Cumberland County	1%	\$	27,241.63
Net To Be Distributed		\$	2,710,530.20
CITY OF CROSSVILLE SPLIT			
Check to City of Crossville		\$	1,355,265.10
Check to Cumberland County Board of Education		\$	1,355,265.10

*Totals reported in February but actually collected in December

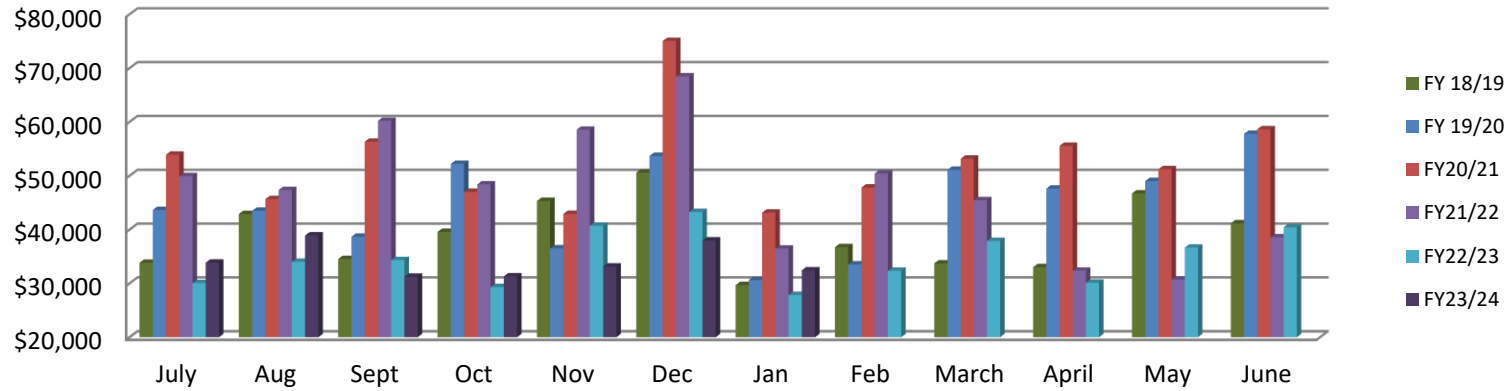
Wholesale Beer Tax



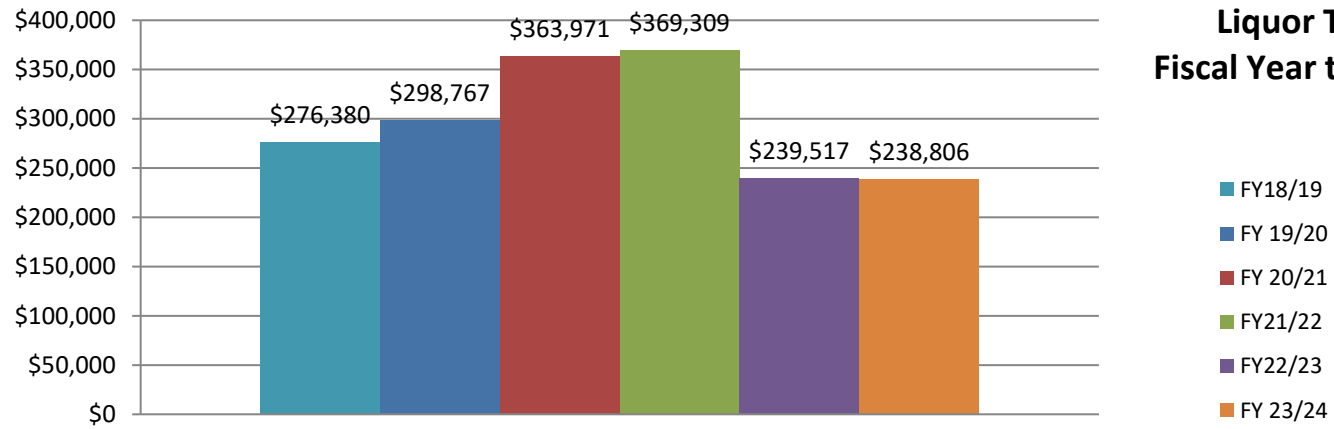
Wholesale Beer Tax Revenue Year To Date

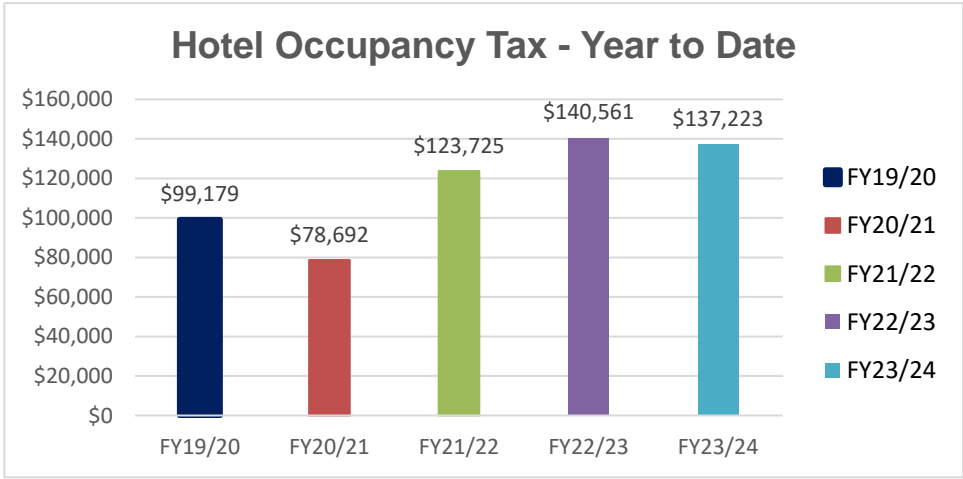
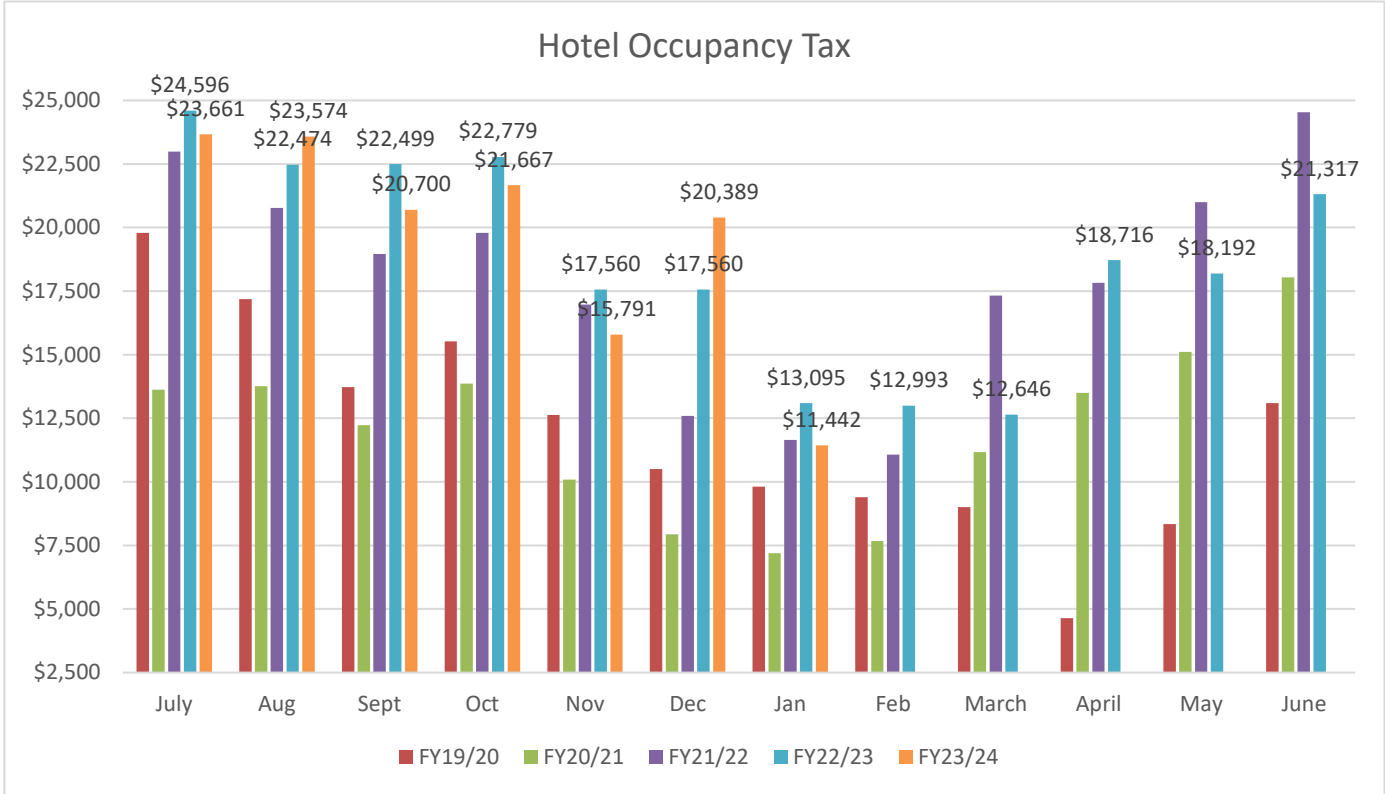


Liquor Income



Liquor Tax Fiscal Year to Date





Monthly Stats
February 2024

CITATIONS		OFFENSES		ARRESTS	
Due Care	1	Burglary	3	Contributing to a Minor	1
Speeding	23	Theft from Vehicle	4	Fraud	2
Seatbelt Violation	16	Theft from Building	2	Shoplifting	11
Texing While Driving	7	Viol. OP/Bond Condition	3	Assault	3
Ran Traffic Light	3	Theft All Other	2	Domestic Assault	8
No DL	1	Fraud	8	Viol. OP/Bond Conditions	2
Registration Violation	40	Rape	1	Resist/Evading Arrest	4
Light Law Violation	25	Shoplifting	6	Drug Violation	10
Window Tint Violation	1	Forcible Fondling	1	Drug Equipment	6
Insurance Violation	19	Lost Property	1	DUI	11
Ran Stop Sign	5	Vandalism	3	Viol. Of Implied Consent	2
Child Restraint Violation	1	Intimidation	1	DOR/DOS/No DL	21
Illegal Turn	2	Vehicle Theft	1	Wepons Law Violation	6
Improper Use of Lane	1	Overdose	2	Public Intoxication	17
		School Threat	1	Criminal Trespass	2
		Identity Theft	1	Burglary	4
		Weapons Law Violation	1	Hit & Run	2
		Arson	1	Theft from Building	3
		Road Rage	1	Disorderly Conduct	1
				Warrant	26
				Assault on Officer	1
				Underage Consumption	2
				Poss. Of Stolen Property	1
				Tampering w/ evidence	1
				Arson	1
				Reckless Endangerment	2
				Refusal to Sign Citation	1
TOTAL	145	TOTAL	43	TOTAL	151
SPEED WARNINGS	4	JUVENILE ARRESTS		TOTAL CALLS	2242
WARNINGS	6	Runaway	1	ANIMAL CONTROL CALLS	30
JUVENILE CITATIONS		Vaping/Tobacco Viol.	21	ACCIDENTS	
Texing While Driving	1	Shopliftin	1	Fatality	0
Light Law Violation	1	Vandalism	2	With Injury	9
		Assault	8	Without Injury	20
		Liquor Law Violation	2	Minor	56
TOTAL	2	TOTAL	35	TOTAL	85

* February 12th K9 demonstration for Cub Scouts.

* February 16th participated in THSO Checkpoint with Fairfield Glade Police Department.

* February 24th provided security for the Father Daughter Dance.



CROSSVILLE POLICE DEPARTMENT

STAT COMPARISONS

FEB 2024 TOTAL CALLS - 2,242

JAN 2024 TOTAL CALLS - 1,881

YEAR TO DATE - 4, 123

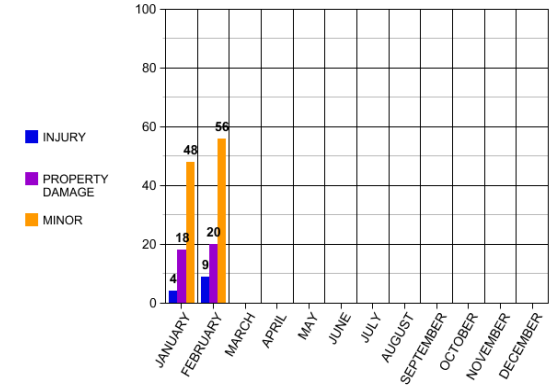
SPECIAL EVENTS

K9 DEMO FOR CUB SCOUTS

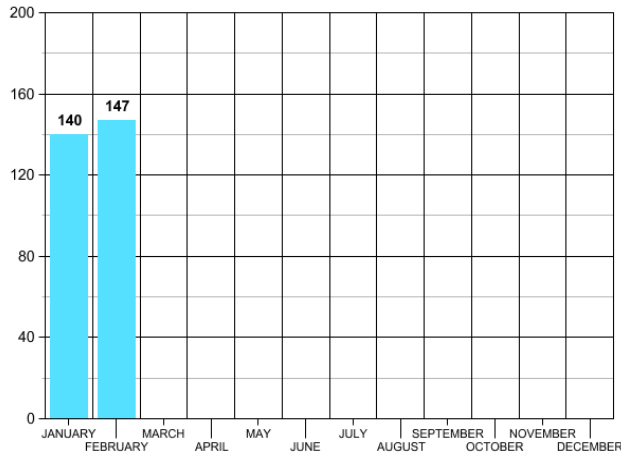
THSO CHECKPOINT

FATHER DAUGHTER DANCE

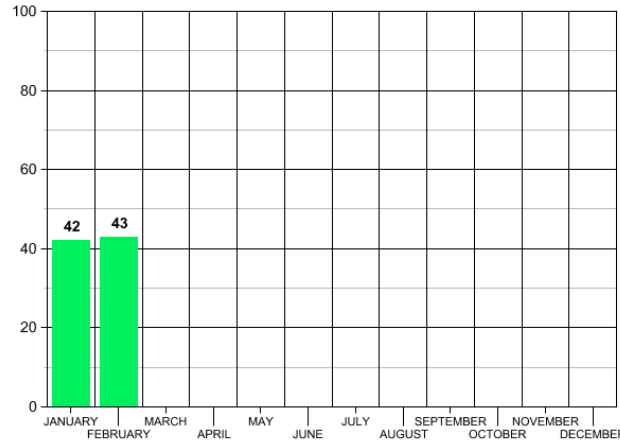
MONTHLY ACCIDENTS



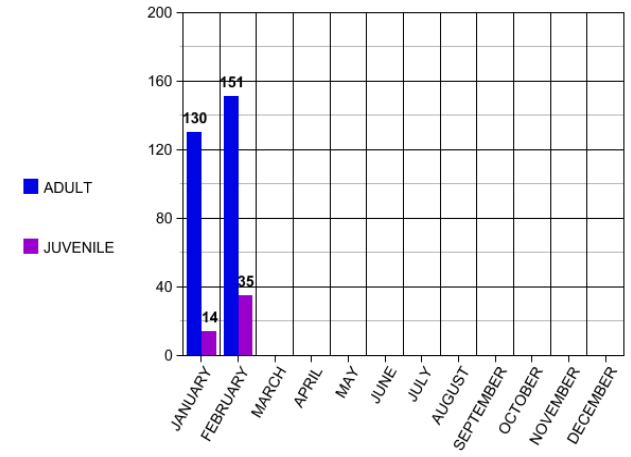
MONTHLY CITATIONS



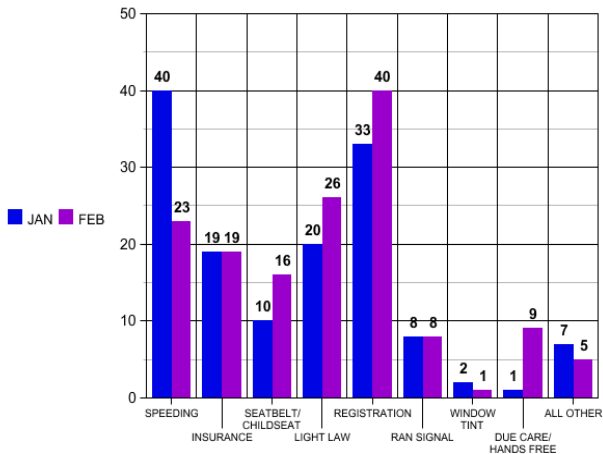
MONTHLY OFFENSES



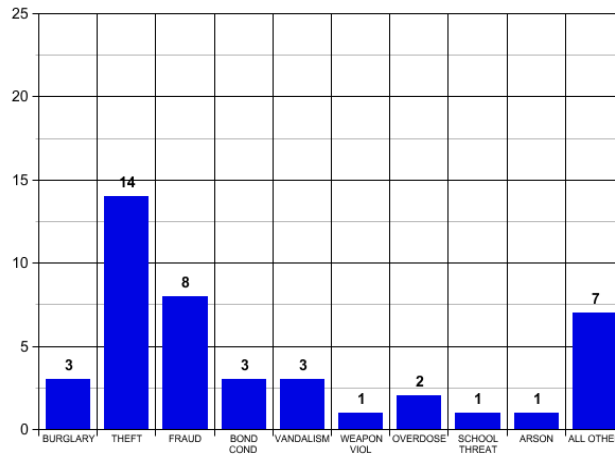
MONTHLY ARREST



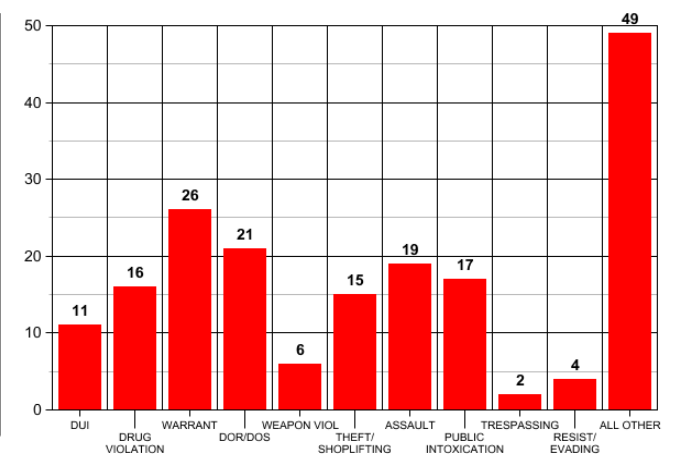
PREVIOUS MONTH CITATION COMPARISON



OFFENSE BY CATEGORY



ARREST BY CATEGORY



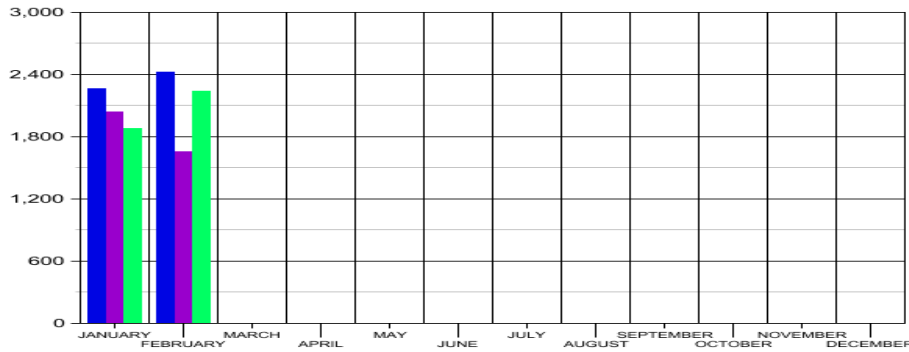


CROSSVILLE POLICE DEPARTMENT STAT COMPARISONS

YEAR TO YEAR— JAN 2023

■ 2022 ■ 2023 ■ 2024

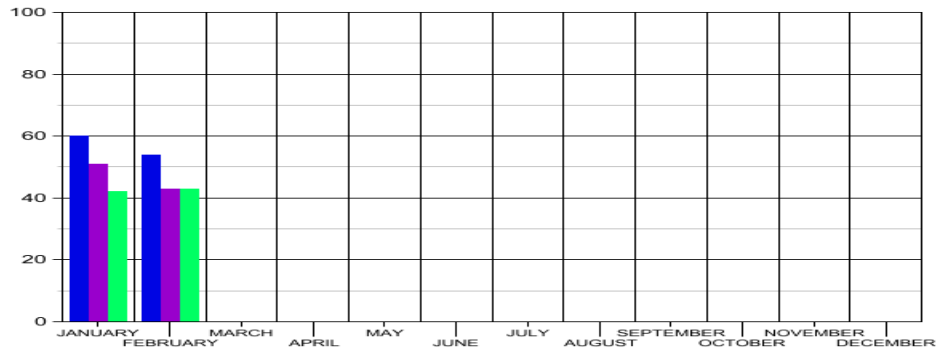
TOTAL CALLS



CALLS

2022—4,686 2023—3,701 2024—4,123

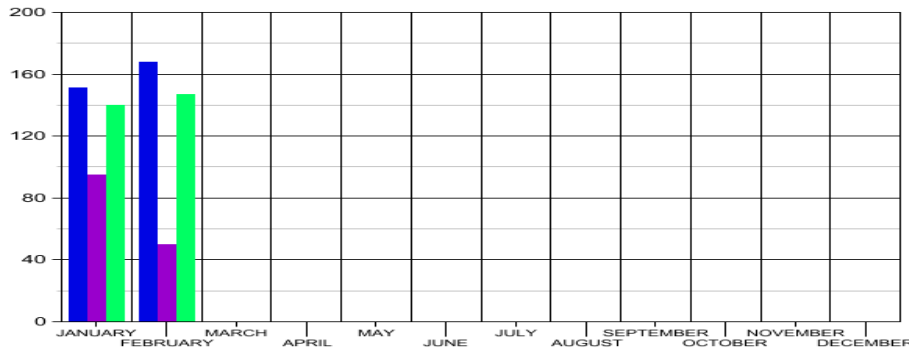
TOTAL OFFENSES



OFFENSES

2022—114 2023—94 2024—85

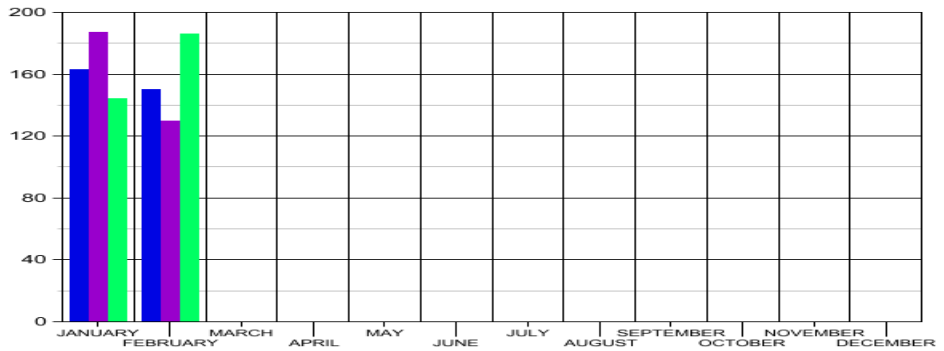
TOTAL CITATIONS



CITATIONS

2022—319 2023—145 2024—287

TOTAL ARREST



ARREST

2022—313 2023—317 2024—330

Crossville Fire Dept.

Crossville, TN

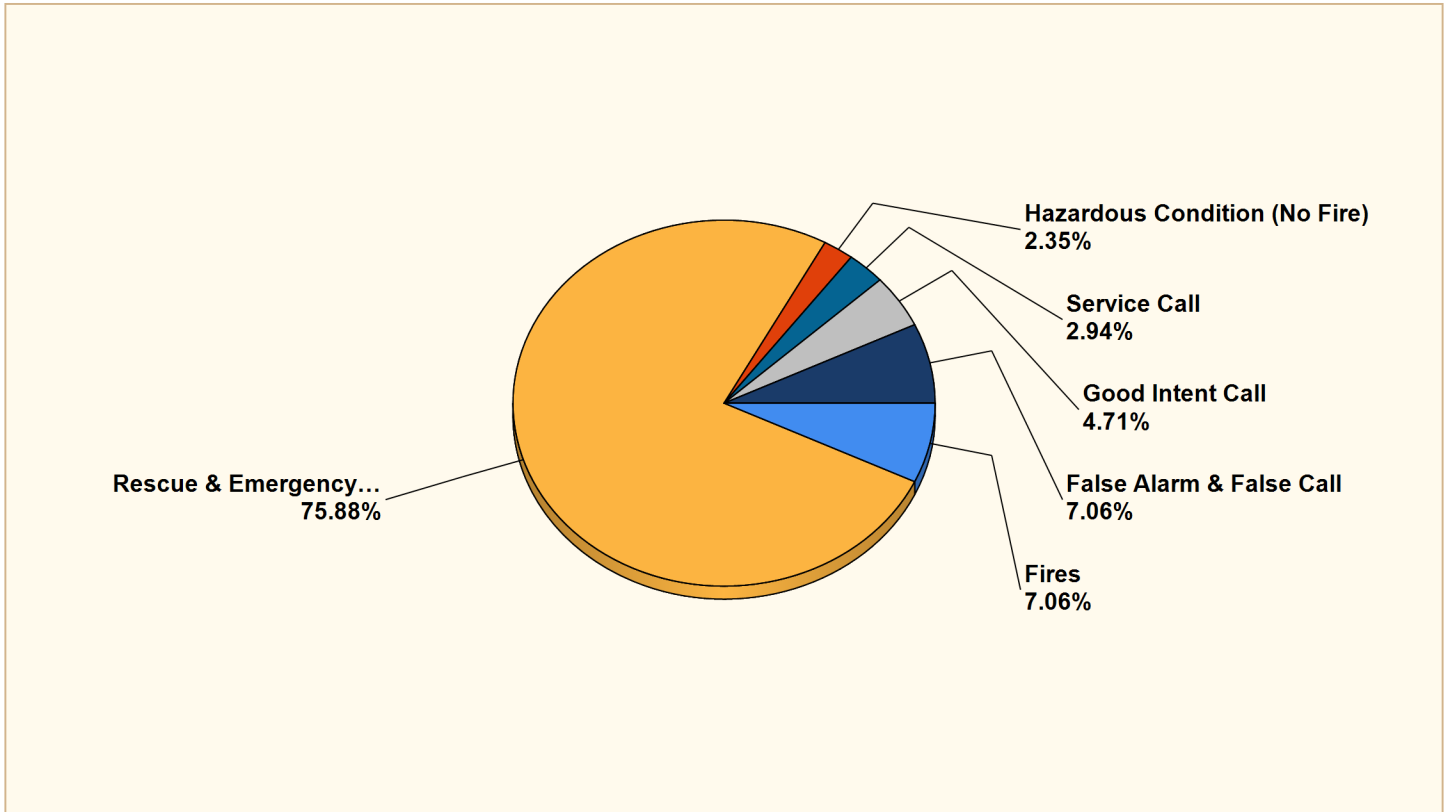
This report was generated on 3/1/2024 8:01:19 AM

CROSSVILLE



Breakdown by Major Incident Types for Date Range

Zone(s): All Zones | Start Date: 02/01/2024 | End Date: 02/29/2024



MAJOR INCIDENT TYPE	# INCIDENTS	% of TOTAL
Fires	12	7.06%
Rescue & Emergency Medical Service	129	75.88%
Hazardous Condition (No Fire)	4	2.35%
Service Call	5	2.94%
Good Intent Call	8	4.71%
False Alarm & False Call	12	7.06%
TOTAL	170	100%

Only REVIEWED and/or LOCKED IMPORTED incidents are included. Summary results for a major incident type are not displayed if the count is zero.



Detailed Breakdown by Incident Type

INCIDENT TYPE	# INCIDENTS	% of TOTAL
113 - Cooking fire, confined to container	1	0.59%
116 - Fuel burner/boiler malfunction, fire confined	2	1.18%
118 - Trash or rubbish fire, contained	1	0.59%
142 - Brush or brush-and-grass mixture fire	3	1.76%
143 - Grass fire	1	0.59%
151 - Outside rubbish, trash or waste fire	2	1.18%
154 - Dumpster or other outside trash receptacle fire	2	1.18%
311 - Medical assist, assist EMS crew	2	1.18%
320 - Emergency medical service, other	1	0.59%
321 - EMS call, excluding vehicle accident with injury	114	67.06%
322 - Motor vehicle accident with injuries	9	5.29%
324 - Motor vehicle accident with no injuries.	2	1.18%
352 - Extrication of victim(s) from vehicle	1	0.59%
412 - Gas leak (natural gas or LPG)	2	1.18%
413 - Oil or other combustible liquid spill	1	0.59%
445 - Arcing, shorted electrical equipment	1	0.59%
551 - Assist police or other governmental agency	3	1.76%
561 - Unauthorized burning	2	1.18%
600 - Good intent call, other	1	0.59%
611 - Dispatched & cancelled en route	2	1.18%
622 - No incident found on arrival at dispatch address	2	1.18%
631 - Authorized controlled burning	1	0.59%
651 - Smoke scare, odor of smoke	2	1.18%
700 - False alarm or false call, other	3	1.76%
733 - Smoke detector activation due to malfunction	1	0.59%
735 - Alarm system sounded due to malfunction	1	0.59%
744 - Detector activation, no fire - unintentional	1	0.59%
745 - Alarm system activation, no fire - unintentional	6	3.53%
TOTAL INCIDENTS:	170	100%

Only REVIEWED and/or LOCKED IMPORTED incidents are included. Summary results for a major incident type are not displayed if the count is zero.



Crossville Fire Dept.

Crossville, TN

This report was generated on 3/1/2024 8:02:15 AM

CROSSVILLE



Daily Log Items per Activity Code for Date Range with Personnel

Activity Codes: Water Log - Commercial Water Log | Start Date: 02/01/2024 | End Date: 02/29/2024

Water Log - Commercial Water Log

START DATE	END DATE	DURATION (hh:mm)	STATION	APPARATUS	PERSONNEL	NOTES
02/07/2024 19:49:00	02/07/2024 19:49:00	0:00			Wyatt, Brian	500 Gallons Mill Pump Service 423-881-3295
02/12/2024 10:22:00	02/12/2024 10:22:00	0:00	ST2 - CFD Station 2		Edwards , Kevin	Amanda Wallace 2/3/2023 55 gallons 2/12/2023 55 gallons
02/13/2024 13:42:00	02/13/2024 13:42:00	0:00			Connell , Jeff	Amanda Waldo 55 gallon
02/21/2024 16:19:00			ST2 - CFD Station 2		Edwards , Kevin	Amanda Waldo 55 gallons
						Total Items: 4
						Grand Total Items: 4

Displays all Daily Log Items with personnel list for DATE RANGE and ACTIVITY CODE, grouped by Activity Code



emergencyreporting.com

Doc Id: 1668

Page # 1 of 1

	Consumption	Water loss - flushing	Water loss - leaks	Water loss-fire fighting	Total Internal Use	Unaccounted-for Water	Pumped Water	LOSS %
2023								
January	97,204,700	1,029,288	158,994	1,350	1,189,632	23,639,568	122,033,900	19%
February	99,352,300	280,135	929,232	53,200	1,262,567	7,113,733	107,728,600	7%
March	81,619,500	593,713	2,016,336	500	2,610,549	36,473,251	120,703,300	30%
April	81,438,000	296,889	851,118	6,700	1,154,707	38,405,193	120,997,900	32%
May	94,928,100	323,566	1,962,690	10,200	2,296,456	30,542,044	127,766,600	24%
June	101,422,500	212,007	960,264	27,800	1,200,071	28,538,929	131,161,500	22%
July	99,325,500	28,940	724,620	13,150	766,710	35,603,190	135,695,400	26%
August	105,482,100	788,301	2,702,814	13,140	3,504,255	26,023,945	135,010,300	19%
September	105,282,800	4,188,377	590,844	59,195	4,838,416	11,620,584	121,741,800	10%
October	100,558,800	11,216	1,796,884	64,150	1,872,250	22,794,380	125,225,430	18%
November	105,902,000	97,408	590,078	8,855	696,341	9,398,859	115,997,200	8%
December	98,116,700	0	0	4,000	4,000	25,991,400	124,112,100	21%
2024								
January	88,553,100	378,481	3,495,413	0	3,873,894	39,582,706	132,009,700	30%
February	105,450,600	509,475	141,116	720	651,311	3,165,589	109,267,500	3%
March								
April								
May								
June								
July								
August								
September								
October								
November								
December								
TOTAL:								
6 mos	603,895,500	5,463,785	9,176,032	149,340	14,789,157	135,411,873	754,096,530	18%
12 mos	1,161,981,400	7,199,035	16,620,292	260,890	24,080,217	312,088,213	1,498,149,830	21%

*December 2023 loss % is not accurate due to missing numbers in water loss flushing and leaks.

Utility Maintenance

Feb-24
Monthly Report

Locations: 325

Backflows Tested: 36

Grinder Pumps Sold: 3

Preliminary Inspections: 0

Final Inspections: 2

Replacement Pumps 1

Grinder Pumps Repairs 21

<u>Meter:</u>	Turn-Ons	29
	Turn-Offs	17
	Occupant Changes	64
	Reinstates	42
	Checks, Replacement, Repair	40
	Water Taps	9
	Main Line Leaks	5
	Service Repairs	2

Total Water Loss: 650,591.1 gallons

Sewer Taps 7

Sewer Line Repairs 4

Graves 1

<u>Pipe Installed</u>	153' of 3/4" copper
	40' of 1" copper
	0' of 2" copper
	14' of 6" PVC
	0' 12" PVC
	28' 2" PVC
	2' of 4" pvc
	0' of 3/4 PVC
	0 of 1" PVC
	0 of 4" HDPE
	50' of 2" HDPE

0' of 10" pvc

0' of 8" pvc

Monthly Summary

Replaced approximate eiy 40 3/4
water meters due to meter or AMR malfunctioning
Read meters, Did service orders and customer complaints
tested 36 backflows devices
done dead end line flushing
fixed water leaks
made water and sewer taps

Water leaks repaired:

3159 Pigeon Ridge Road
680 County Garage Road
16 Maranatha Lane
443 Norman Drive
117 Underwood Street
239 Locksley Circle

Water Taps:

2056 Genesis Rd L2
411 Woodlawn Rd
535 Honey Badger Lane
26 Ledford Drive
316 Dayton Ave.
121 Dewey Drive L6
129 Dewey Drive L7
1414 Deep Draw Road
1610 South Old Mail Road

Sewer Taps

2056 Genesis Road L2
79 Duer Court L8C
104 Park Lane Spur
26 Ledford Drive
316 Dayton Ave.
121 Dewey Drive L6
129 Dewey Drive L7

Sewer Line Repairs:

North Main Street at Master Corp.
at Airport

3406 North Main Street

21 Hounds Run

Grinder pump finals

95 Dewey Drive

100 Juniper Lane

Grave Services

Richard Carmack

Next Months Forecast

Replace AMR meters & ERTs as needed

Do water & sewer taps & graves

Repair Grinder pumps & cleanings & maint. checks

Test Backflows

Hydrant testing and/or maintenance

Catch up taps when meters and yokes arrive

Programs

CYBS Youth Baseball	\$9,216.30	122
CYBS Youth Softball	\$5,679.11	78
CYBS Youth T-ball/Coach Pitch	\$4,025.79	52
JFK	\$16,374.94	377
Recreational Soccer	\$8,701.25	118
	\$43,997.39	747

Facilities

Crossville Depot Meeting Room	\$2,378.20	21
Pickle Ball Court 1	\$24.84	6
Pickleball Court 2	\$41.40	10
Pickleball Court 3	\$45.54	11
Pickleball court 4	\$43.47	11
Pickleball Court 8	\$20.70	10
Turner Field 1	\$100.00	1
Warner Field 1	\$300.00	3
	\$2,954.15	73

POS

Palace	\$4,225.00	985
Recreation	\$18.00	4
	\$4,243.00	989

Vendor

Kona Ice	\$50.00	1
T's Icees	\$51.75	1
	\$101.75	2

Meadow Park Dabbles Classic
-Disc Golf

44 players; Crossville, Cookeville, Rockwood, Lenoir City

Palace Events February 2024

PALACE-PRODUCED EVENTS	Event	Artist	# Tickets	Ticket	ACTUAL	Concessions	Sound Tech	NET
	Date	Fee	Sold	Revenue	Ticket	Revenue	Cost	P/L
Movie: Groundhog Day	February 2	\$ (225.00)	32	\$160.00	\$ 160.00	\$ 111.00		\$ 46.00
Barracuda: Heart Tribute*	February 3	\$ (3,938.20)	285	\$7,496.00	\$ 6,697.20	\$ 425.00	\$ (125.00)	\$ 3,059.00
Movie: Little Women	February 8	\$ (225.00)	16	\$ 80.00	\$ 80.00	\$ 45.00		\$ (100.00)
Forever Abbey Road*	February 10	\$ (3,718.40)	277	\$ 7,122.00	\$ 6,323.00	\$ 355.00	\$ (300.00)	\$ 2,659.60
Elton John Tribute*	February 11	\$ (2,503.90)	177	\$ 4,760.00	\$ 4,318.32	\$ 169.00		\$ 1,983.42
Movie: The Notebook	February 14	\$ (225.00)	34	\$ 170.00	\$ 170.00	\$ 117.00		\$ 62.00
Baker Family Bluegrass	February 23	\$ (2,800.00)	118	\$ 2,905.00	\$ 2,576.96	\$ 163.00	\$ (125.00)	\$ (185.04)
TOTALS:		\$ (13,635.50)	939	\$22,693.00	\$ 20,325.48	\$ 1,385.00	\$ (550.00)	\$ 7,524.98
* = Ticket splits								
RENTALS	EVENT DATE	RENT	# Tickets	Ticket Revenue	OUR FEES	Concessions Revenue	Sound Tech Cost	NET P/L
TOTALS								
Aviagen	February 5/6	\$ 200.00						\$ 200.00
Movie: Twister* - fundraiser	February 17		82	- -		\$ 277.00		\$ 277.00
Johnny Cash Tribute	February 24	\$ 725.00	300	- -		\$ 436.00	\$ (125.00)	\$ 1,036.00
						\$ 713.00	\$ (125.00)	\$ 1,513.00
OTHER	EVENT DATE	RENT/License	# Tickets	Ticket Revenue	NET TICKET REVENUE	Concessions Revenue	Sound Tech Cost	NET P/L
School Movie: Brown Elementary	February 13	\$ (225.00)				\$ 722.00		\$ 497.00
School Movie: Stone Elementary	February 14	\$ (225.00)				\$ 900.00		\$ 675.00
CF group movie	February 26	\$ (225.00)				\$ 295.00		\$ 70.00
TOTALS:		\$ 675.00				\$ 1,622.00		\$ 1,242.00
TOTALS February:		\$ (13,160.50)	1,321	\$22,693.00	\$ 20,325.48	\$ 3,720.00	\$ 675.00	\$ 10,279.98

Permits Break Down Report

	City & County Mechanical	City & County Plumbing	City Commercial	City Residential	County Commercial	County Residential	Fines and Inspection Fees	House Moving	Land Disturbance Permits	Plans Review	Sign	Total Permits	County Fees Paid	City Fees Paid	Total Fees Paid
July 2023	28	33	1	7	0	27	0	1	0	0	7	104	\$29,704.00	\$5,534.00	\$35,238.00
August 2023	28	36	6	9	2	29	0	0	3	0	4	117	\$35,004.00	\$9,359.00	\$44,363.00
September 2023	24	41	3	9	9	32	0	0	1	1	0	120	\$48,360.00	\$12,148.00	\$60,508.00
October 2023	43	25	4	7	1	17	0	0	1	5	4	107	\$19,685.00	\$10,922.00	\$30,607.00
November 2023	19	33	3	4	1	29	0	0	4	0	0	93	\$29,524.00	\$9,398.00	\$38,922.00
December 2023	30	43	2	12	0	30	1	0	1	0	1	120	\$40,680.00	\$12,336.00	\$53,016.00
January 2024	26	11	3	6	0	6	0	0	3	0	0	55	\$8,070.00	\$7,365.00	\$15,435.00
February 2024	23	11	4	9	1	0	0	0	3	0	4	55	\$2,509.00	\$10,032.00	\$12,541.00
Total	221	233	26	63	14	170	1	1	16	6	20	771	\$213,536.00	\$77,094.00	\$290,630.00

Engineering Projects Report March 6, 2024

Project	Current Status	Dates
TDOT 127 South Utility Relocation	The Contractor has completed relocating the City's utilities. A final punch list will be created after the road work is completed.	Target Completion Date June 30, 2024
TDOT 127 North Utility Relocation Section 1	The utilities for this project are almost complete and the Contractor lacks about 400 feet of 6 inch water line which will be installed after a deep cut is excavated.	Target Completion Date June 30, 2025
TDOT 127 North Utility Relocation Section 4 (Fentress Cumberland County Line)	The portion of this project that is the City's water utility relocation is complete and a final punch list will be created after the road work is completed.	Target Completion Date August 31, 2026
TDOT 127 North Utility Relocation Section 2	A utility decontamination meeting was held August 2nd 2022 and the City was informed by TDOT that the bid letting will be moved to 2025. TDOT currently has this project in the ROW phase.	Bid Letting December 8, 2023
TDOT 127 North Utility Relocation Section 3	A utility decontamination meeting was held August 2nd 2022 and the City was informed by TDOT that the bid letting will be moved to 2025. TDOT currently has this project in the ROW phase.	Bid Letting December 8, 2023
Northwest Connector Phase 3	The utilities for this project are complete with the exception of final clean up and the regrading of a sewer line along Genesis.	Total Completion Date July 21, 2023 Finish from Genesis To Stout May 31, 2022 Tentative Bid Letting 2023
Northwest Connector Phase 2	All acquisition has been completed by the City. TDOT has certified the ROW and we are now waiting for TDOT to program the construction in the TDOT budget.	
Interstate Drive Extension West of Genesis Road	The ROW plans have been reviewed by TDOT and the Engineer has updated the plans and the acquisition and appraisal phase will be starting this month.	
Downtown Sidewalks	The Contractor will be starting work May 1st to mid month.	Completion Date May 1st 2025
Old Lantana Road, County Seat and Southbend Waterline Replacement	The City has reviewed the plans and the Engineer is revising the plans. A construction start date will be established once the easements are acquired.	
Bridges for Trails at Meadow Park	The Street Department has installed the concrete decking and the concrete ramps. Approach safety rails are the only remaining items.	
Quail Hollow Court	The Exhibit "A" document required for the sale of the property will be updated when the Airport Layout Plan is updated.	
Main Street and Lantana Traffic Signal Replacement	The equipment has been received by the Contractor and they intend to finish the install the week of March 18th.	Completion date August 22, 2024
Fourth Street and West Avenue Traffic Signal Replacement	The ROW plans have been approved by TDOT. A utility coordination meeting is forthcoming. This project has low priorities because the City will not have STP funds to fund construction for three to five years.	
Meadow Park Water Filtration Plant Sewer Project	The Engineer has created the exhibits for the easements. The City is in the process of acquiring the easements.	Schedule will be forthcoming
Raw Water Study (Meadow Park Lake Expansion)	The Davey Resource Group has performed the field work and will start negotiations with TDEC, this month, to reduce the amount of the mitigation.	
Underwood Street Sidewalk	Acquisition documents will be turned over to the City Attorney so that City Staff can negotiate the acquisitions.	
Tulip Drive Sewer Installation	The plans are complete and the City is awaiting the payment of the fees.	
Airport ALP	A review meeting was held for the first pages of the ALP and the future layout of the buildings was discussed.	
TDOT SR 1 Highway 70 Bridge Replacement (Sparta Highway) Utility Relocation	The contractor started September 11th and will have the road closed for thirteen months. The City's utility relocation has not started on this project.	Bid Letting December 8, 2022
TDOT SR 24 Highway 70 North Bridge Replacement Utility Relocation	The City has received revised plans from TDOT and the original water and sewer design will be evaluated in the coming months.	Bid Letting August 19, 2022 DELAYED
CoLinX Fire Pump and Tank System	The line has been capped and the tank and pump have been disconnected from the fire system. The city will start the demolition of the pump building in the coming months.	
Little Obed Pedestrian Bridge	The route is being surveyed this week.	
Airport Box Hangars	The Whisper Aero hangar will be completed by next week. The apron area, parking and fence relocation is to be completed by the City. The Engineering Department is working on pricing the drainage system for the four 60x60 box hangars.	
Truck Route	The City has delivered the existing signal phasing to the Engineer. A questionnaire is being developed for the public.	
Airport Terminal Building	The contractor has installed the Crab Orchard Stone. The new tile design has been completed and priced by the contractor.	
Demolition and removal of Buildings on Ford Property	The asbestos survey has been completed and the removal of the asbestos from the survey building and the McGinnis building will be discussed with TDEC and we will decide on the means of removal.	
ARPA Sewer I&I Project.	The contractor is scheduled to start work this week.	
Creston Road ARPA Waterline Project	The City is reviewing easements for this project.	
East Ridge Sewer Extension	The developer has paid the fees and the plans have been approved by TDEC	
Peavine Sewer Expansion	Draft plans are being reviewed by City Staff.	
Genesis Road and 127 Sewer Expansion	Draft plans are being reviewed by City Staff.	
Little Obed Pump Station and Jail Bar Screen Installation	Draft plans are being reviewed by City Staff.	
New Fire Station 2	A preliminary design meeting was held in February. The City is performing the site survey and the Architect is coordinating the wetland delineation.	
TDOT I-40 Bridge Widening over 70 North	The TDOT plans have changed and the City will be required to relocate the six inch waterline along 70 North which is under the interstate bridge.	
Private Developments		
The Gardens Phase 8 Plat 3	All roads, water and sewer are complete. The stormwater retention structures have not been completed and the City is holding a financial guarantee for this work.	
The Gardens Phase 8 Plat 4A	All roads, water and sewer are complete. The stormwater retention structures have not been completed and the City is holding a financial guarantee for this work.	
Sky View Meadow Subdivision Phase 2 & 3	All roads, water and sewer are complete. The stormwater retention structures have not been completed and the City is holding a financial guarantee for this work.	
Genesis Plaza	All plans have been approved by TDEC and the Developer is installing the lines.	

Airport Committee Meeting Report from FBO: March 4, 2024

January Fuel Flow: 3012 Gallons
Avgas -1387 gallons
Jet A -1625 gallons

February Fuel Flow: 9,990 gallons
Avgas: 4,562gallons
Jet A: 5,428 gallons

Last February Fuel Flow: 7,611 gallons
Avgas: 2,977gallons
Jet A: 4,634gallons

Fuel sales made a good recovery in February over January and also over last February. We had an aerial surveying company based with us for a few weeks that bought a lot of avgas. The weather in February also helped us.

The maintenance shop remains busy. Greg recently landed a contract with the US distributors of JMB Aircraft out of the Czech Republic to assemble aircraft for US customers. They have several models that include Rotax engines and one with a Pratt and Whitney PT6 Turboprop. The aircraft are built in Europe almost completed, shipped to the US in shipping containers with final assembly being done by Azure in Crossville. We will start the first assembly this month. We will start the first heavy inspection on one of our charter aircraft the first week of April. We delayed this inspection to get all the parts on hand that are required. Once this aircraft is inspected it will go into charter service with the other aircraft already in service.

Our charter business is up and running with one aircraft in service. We anticipate having two more aircraft online in the April to May timeframe

6 Months interest in November and May
Principal payment in May

				11/30/2023	Due May		6/30/2024	
				LOAN	PRINCIPLE	INTEREST	LOAN	
				<u>BALANCE</u>	<u>PAYMENT</u>	<u>PAYMENT</u>	<u>BALANCE</u>	
GENERAL FUND								
2020 Series A1 Bonds	2021	2037	4.00%	\$ 3,850,000	\$ 60,000	\$ 85,050	\$ 3,790,000	
2020 Series B Bonds	2021	2028	4.27%	\$ 1,380,000	\$ 270,000	\$ 17,848	\$ 1,110,000	
2020 Series A2 Bonds	2021	2037	3.00%	\$ 1,045,000	\$ 65,000	\$ 22,200	\$ 980,000	
				\$ -	\$ -	\$ -	\$ -	
				<u>\$ 6,275,000</u>	<u>\$ 395,000</u>	<u>\$ 125,098</u>	<u>\$ 5,880,000</u>	
Water & Sewer Fund								
2020 Series C Bonds	0.80534	2050	4.00%	\$ 28,800,000	\$ 585,000	\$ 659,566	\$ 28,215,000	
Catoosa's Share	0.19466			\$ 5,606,226	\$ 113,876	\$ 128,391	\$ 5,492,350	
				\$ 23,193,774	\$ 471,124	\$ 531,175	\$ 22,722,650	
2020 Sries D Bonds		2027	4.19%	\$ 825,000	\$ 205,000	\$ 9,736	\$ 620,000	
				<u>\$ 24,018,774</u>	<u>\$ 676,124</u>	<u>\$ 540,911</u>	<u>\$ 23,342,650</u>	
CATOOSA								
2020 Series C Bonds		2050	4.00%	\$ 5,606,226	\$ 113,876	\$ 128,391	\$ 5,492,350	
5/20/2021 RUD Plateau tank	40 yrs	2021	2061	1.75	\$ 850,682	\$ 16,097	\$ 857,355	monthly payme
4/11/2022 RUD Plateau tank	40	2061	1.5	\$ 299,398	\$ 5,809	\$ 4,487	\$ 301,796	monthly payme
				<u>\$ 6,456,908</u>	<u>\$ 129,973</u>	<u>\$ 143,266</u>	<u>\$ 6,349,705</u>	
TOTALS (WATER & SEWER FUND)				<u>\$ 30,475,682</u>	<u>\$ 806,097</u>	<u>\$ 684,177</u>	<u>\$ 29,692,355</u>	
TOTAL ALL FUNDS				\$ 36,750,682	\$ 1,201,097	\$ 809,275	\$ 35,572,355	

