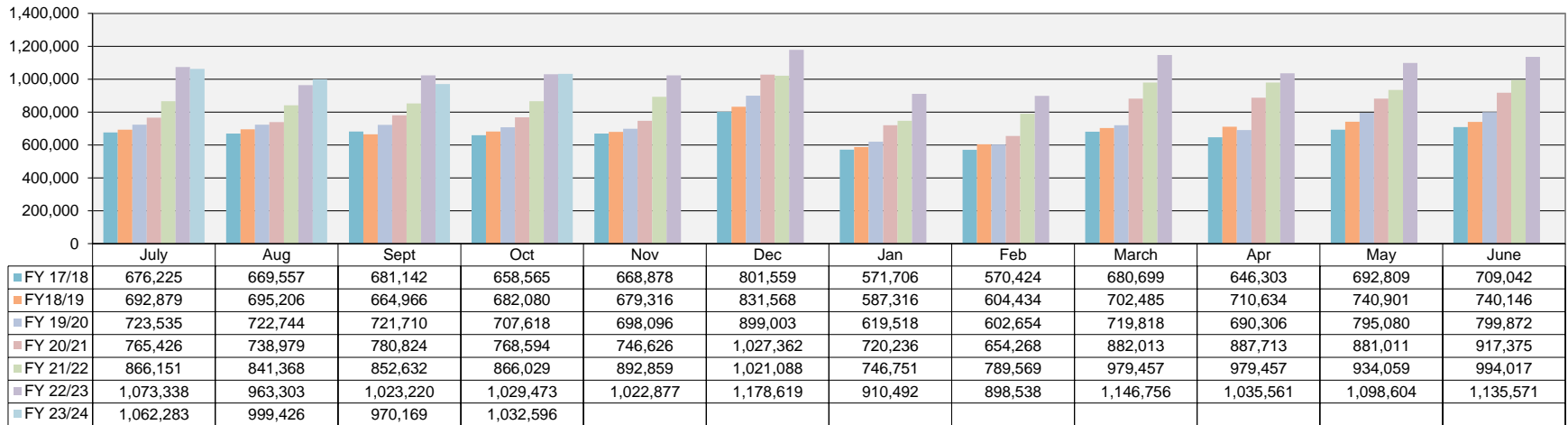
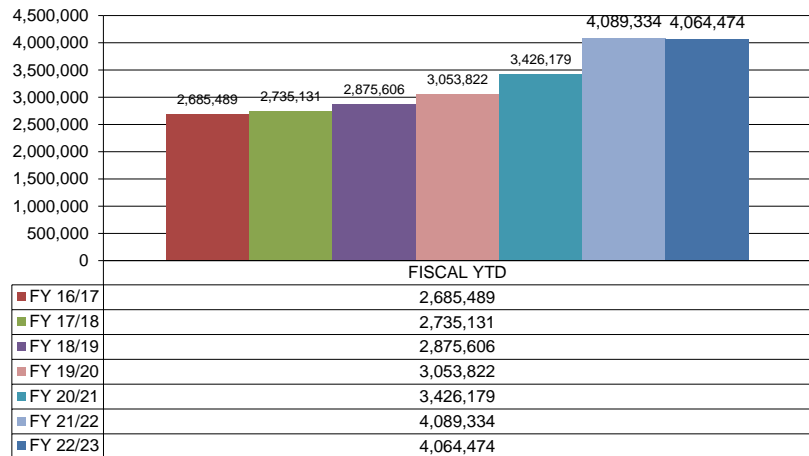


Sales Tax



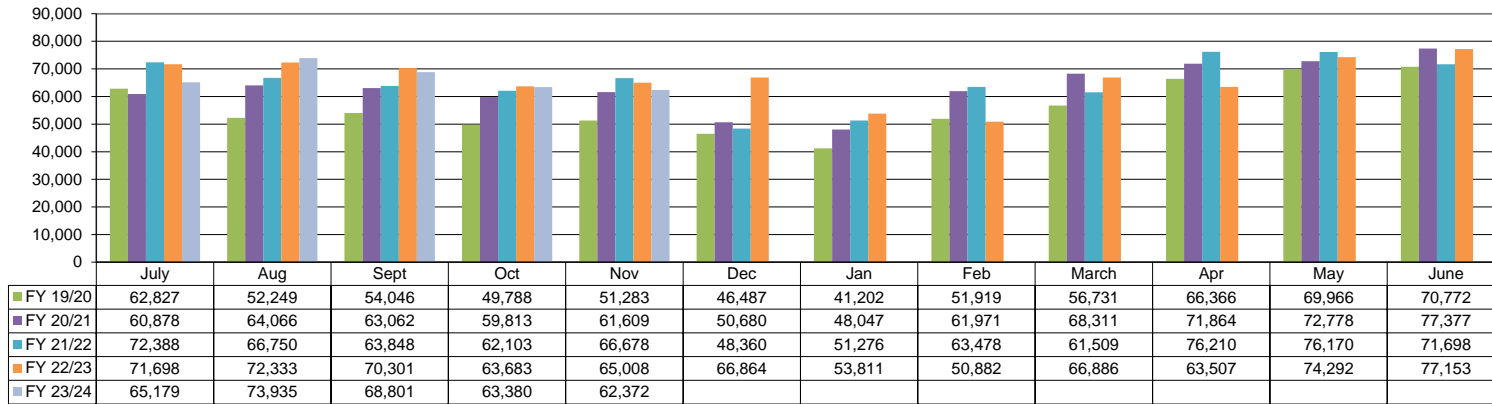
Sales Tax Revenue Year-to-Date



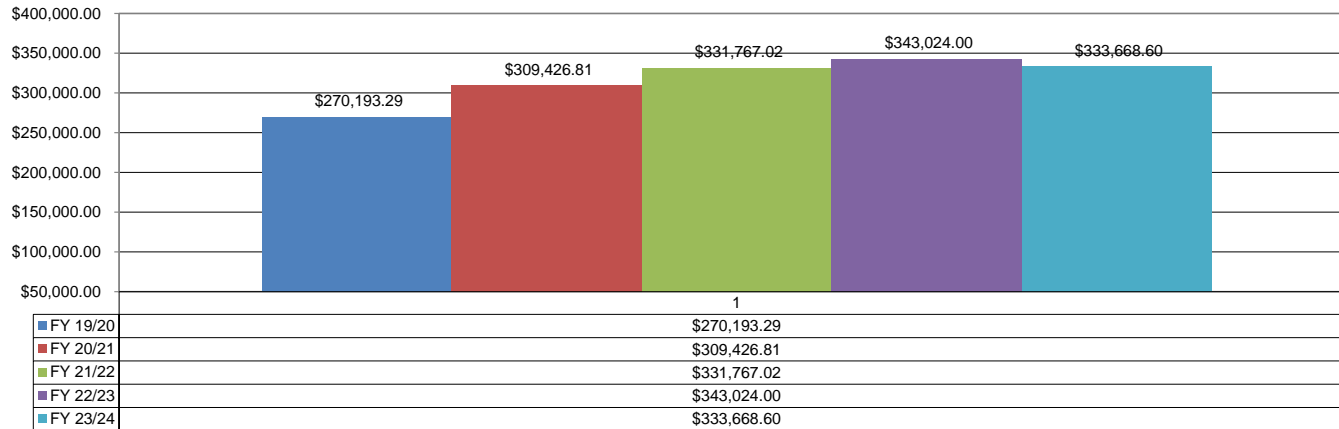
*COLLECTIONS IN THE CITY OF CROSSVILLE		\$	2,100,386.55
State of TN Cost of Administration	1.125%	\$	23,629.35
Net Collections (sent to Trustee's office)		\$	2,076,757.20
Local Option Out of State Distribution		\$	9,203.74
Trustee of Cumberland County	1%	\$	20,767.57
Net To Be Distributed		\$	2,065,193.37
CITY OF CROSSVILLE SPLIT			
Check to City of Crossville		\$	1,032,596.68
Check to Cumberland County Board of Education		\$	1,032,596.68

*Totals reported in December but actually collected in October

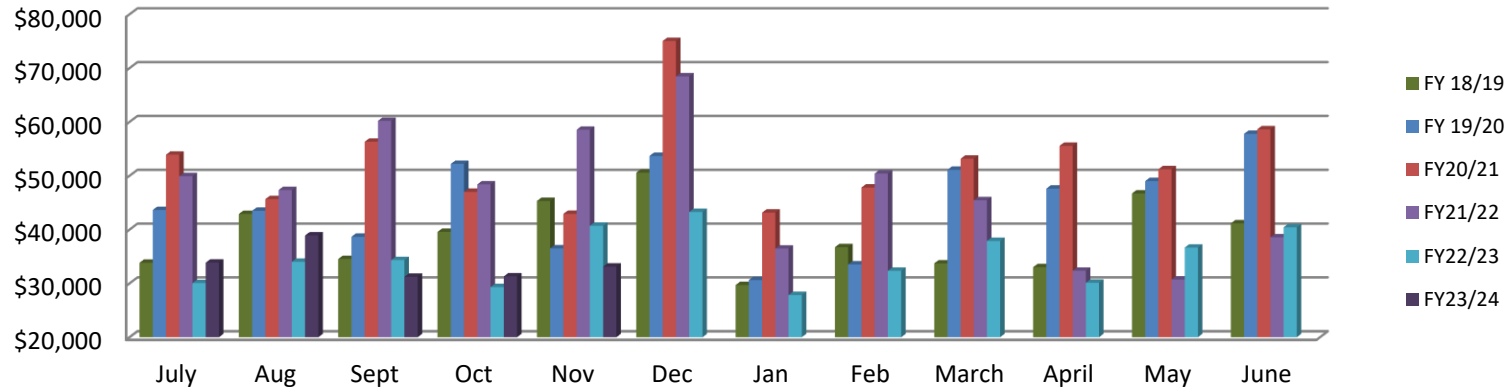
Wholesale Beer Tax



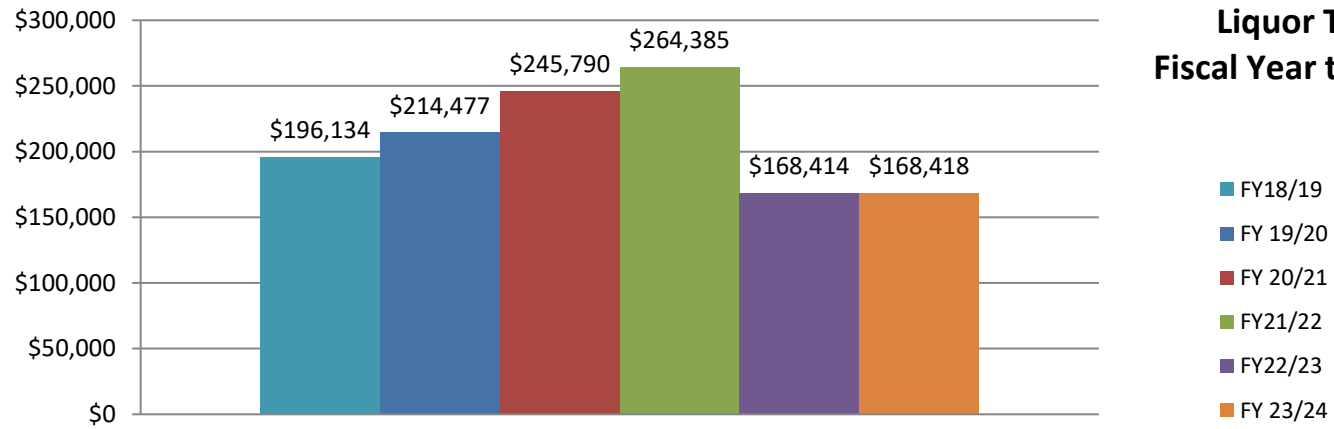
Wholesale Beer Tax Revenue Year To Date

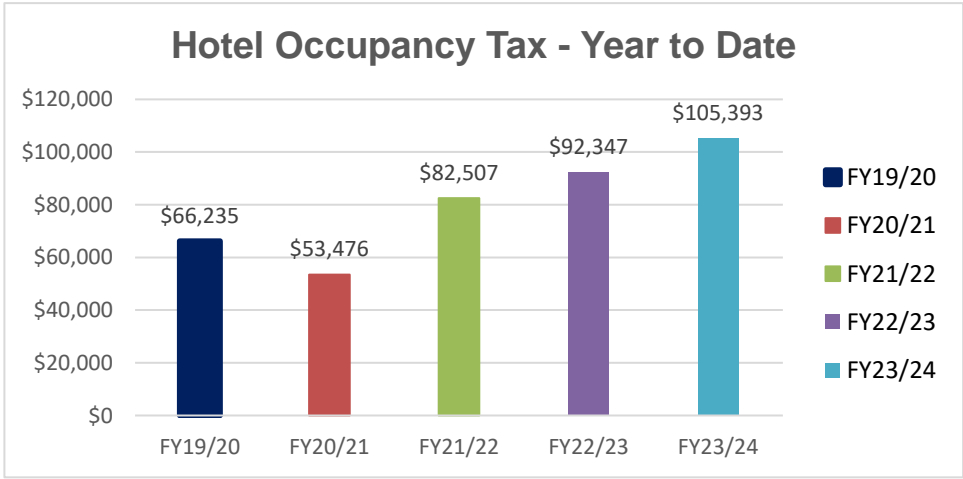
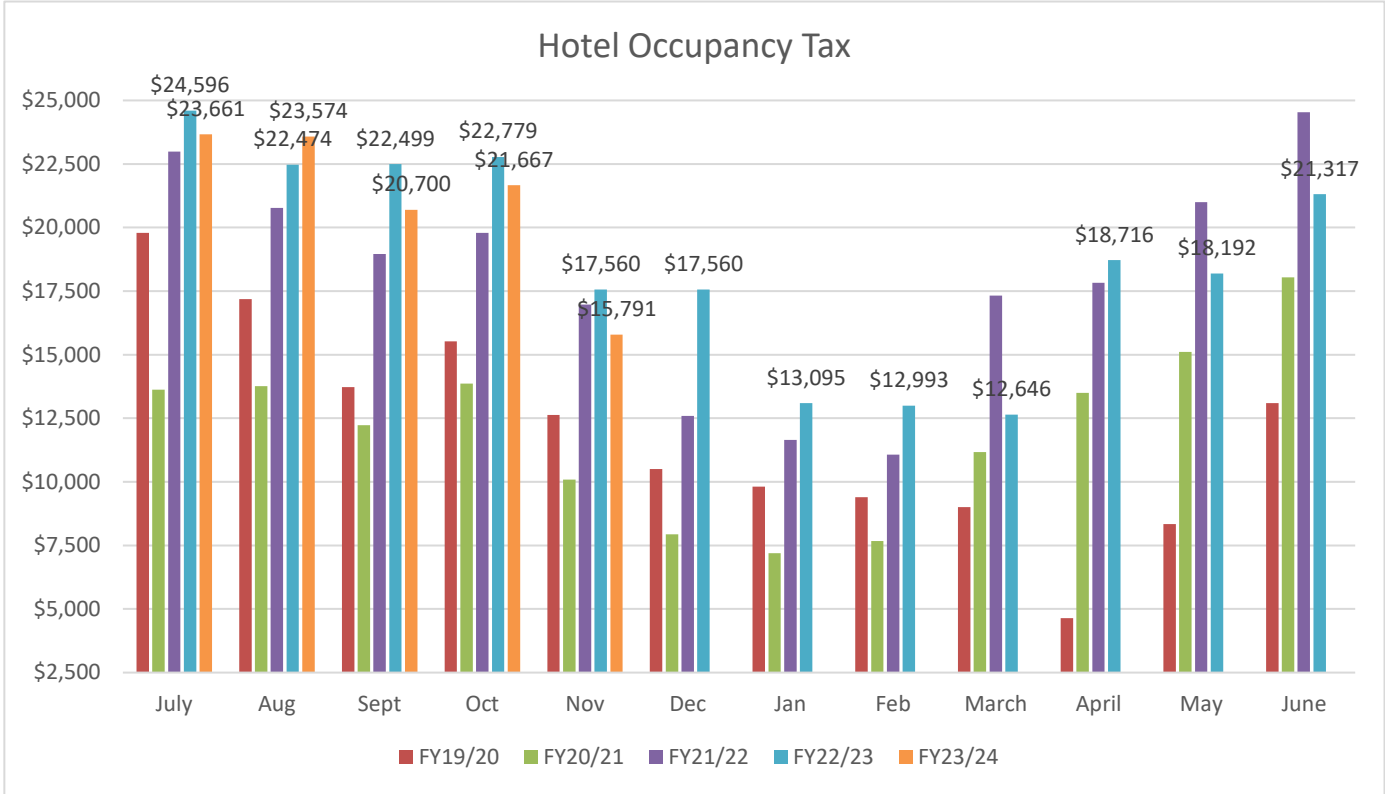


Liquor Income



Liquor Tax Fiscal Year to Date





Monthly Stats
December 2023

CITATIONS		OFFENSES		ARRESTS	
Failure to Yield	3	Burglary	5	Theft All Other	1
Speeding	28	Theft from Building	1	Fraud	2
Seatbelt Violation	15	Theft of Vehicle Parts	1	Shoplifting	5
Blocking Intersection	1	Viol. OP/Bond Condition	1	Assault	4
Ran Traffic Light	4	Theft All Other	1	Domestic Assault	5
Open Container	4	Fraud	7	Viol. OP/Bond Conditions	6
Registration Violation	43	Forcible Fondling	1	Embezzlement	1
Light Law Violation	23	Shoplifting	10	Drug Violation	11
Window Tint Violation	2	Lost Property	2	Drug Equipment	6
Insurance Violation	19	Assault	1	DUI	11
Ran Stop Sign	7	Dog Bite	1	Viol. Of Implied Consent	1
Illegal Turn	2	Death	4	DOR/DOS/No DL	15
Improper Use of Lane	5	Drug Equipment	1	Wepons Law Violation	3
Due Care	3	Drug Violation	1	Public Intoxication	8
Texting While Driving	1	Counterfeit	2	Criminal Trespass	3
		Runaway	1	Vandalism	2
		Vandalism	6	Hit & Run	1
		Property Damage	1	Tampering w/ Evidence	1
		Weapons Law Violation	1	Disorderly Conduct	2
		Robbery	1	Warrant	24
		Recovery	1	Evading/Resisting Arrest	2
		Hit & Run	1	Assault on Officer	1
		Disorderly Conduct	1	Intimidation	1
				Sex Offender Violation	2
				Reckless Driving	1
				Arson	2
				Obstruction of Legal Writ	2
TOTAL	160	TOTAL	52	TOTAL	123
SPEED WARNINGS	13	JUVENILE ARRESTS		TOTAL CALLS	2102
WARNINGS	10	DOR/DOS/No DL	1	ANIMAL CONTROL CALLS	28
JUVENILE CITATIONS		Vaping/Tobacco Viol.	13	ACCIDENTS	
Seatbelt Violation	2	Assault	1	Fatality	0
Ran Traffic Light	1			With Injury	10
Insurance Violation	1			Without Injury	28
Registration Violation	3			Minor	63
TOTAL	7	TOTAL	15	TOTAL	101

- * December 1st provided traffic and crowd control at Friday at the Crossroads.
- * December 16th provided traffic and crowd control at Christmas Parade.
- * December 21st participated in food drive at Crossville IGA.
- * December 29th participated in THSO Checkpoint in Rhea and Roane County.



CROSSVILLE POLICE DEPARTMENT

STAT COMPARISONS

DEC 2023 TOTAL CALLS — 2,102

NOV 2023 TOTAL CALLS — 2,265

YEAR TO DATE - 24,013

SPECIAL EVENTS

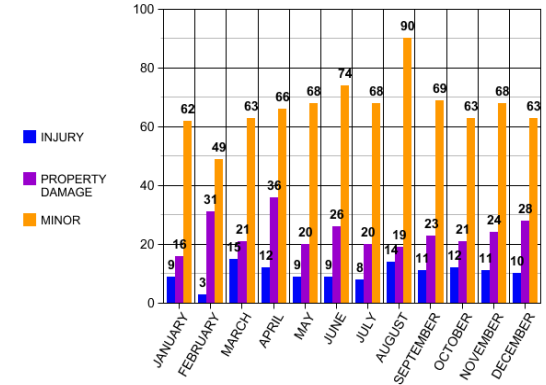
FRI@CROSSROADS

PRICELESS IGA FOOD
DRIVE

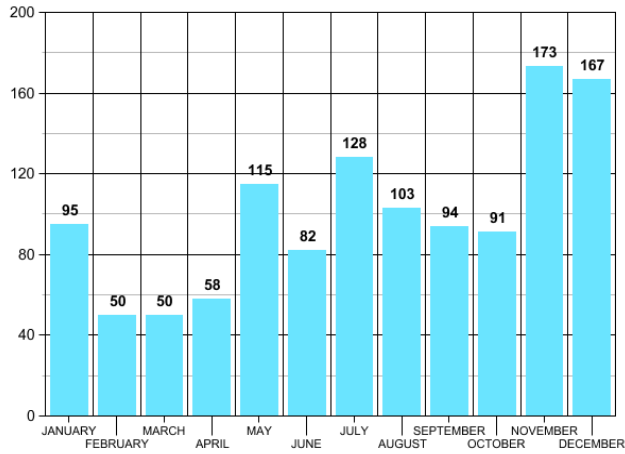
CHRISTMAS PARADE

THSO CHECKPOINT

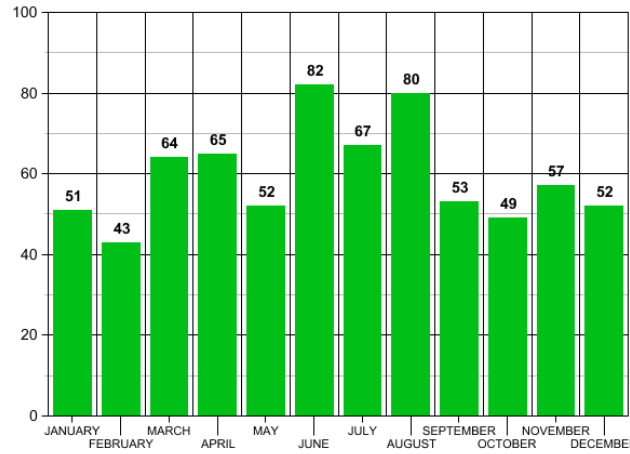
TOTAL MONTHLY ACCIDENTS



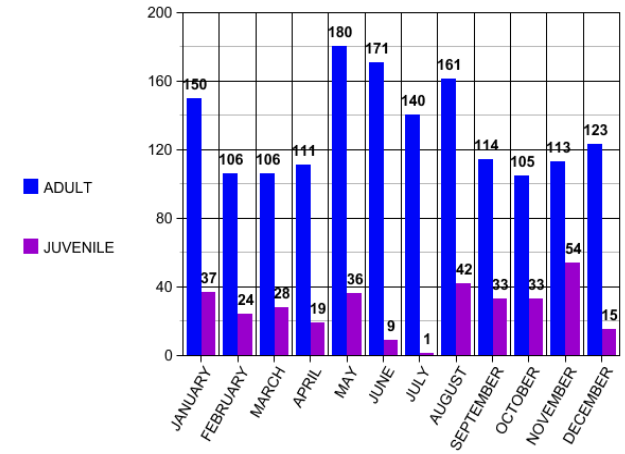
TOTAL MONTHLY CITATIONS



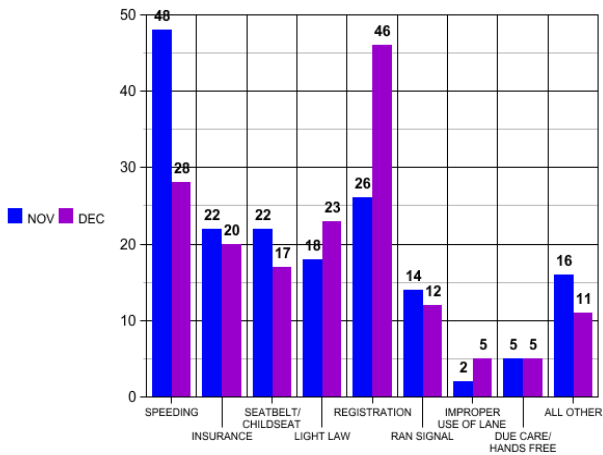
TOTAL MONTHLY OFFENSES



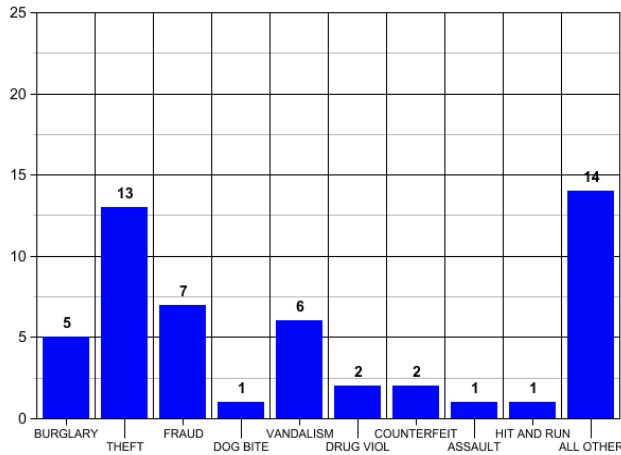
TOTAL MONTHLY ARREST



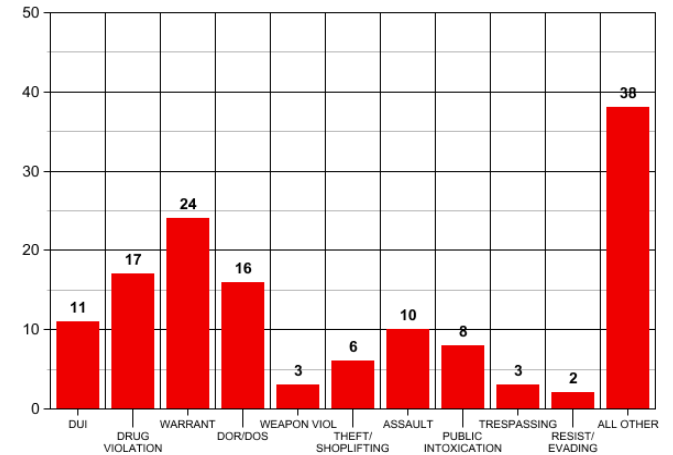
PREVIOUS MONTH CITATION COMPARISON



OFFENSE BY CATEGORY



ARREST BY CATEGORY

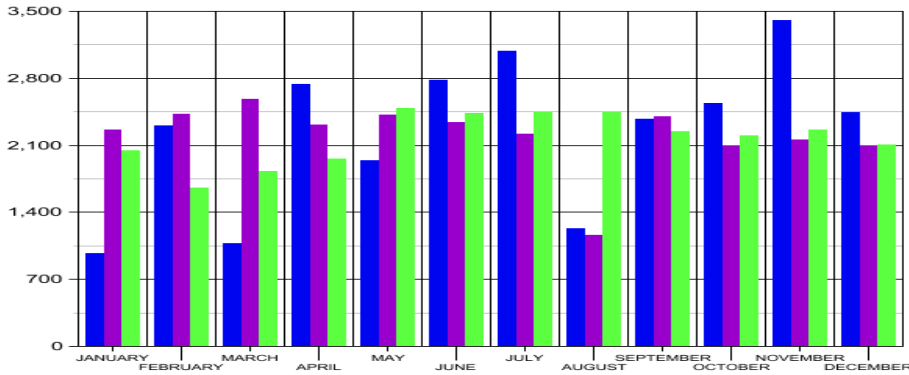




CROSSVILLE POLICE DEPARTMENT STAT COMPARISONS

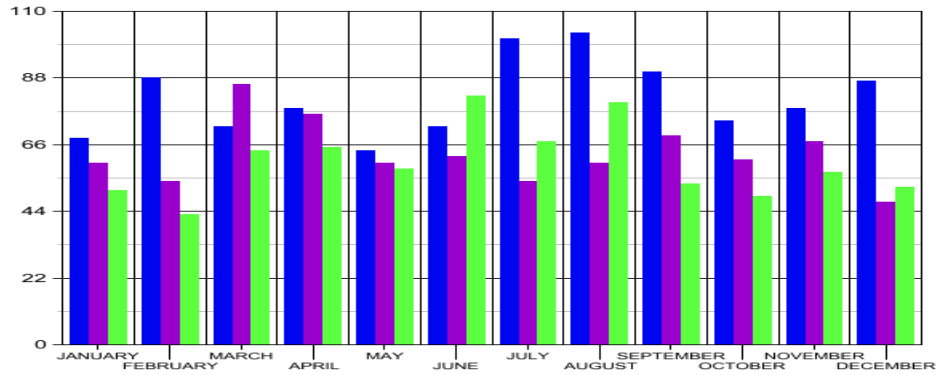
YEAR TO YEAR— JAN 2023

■ ■ ■
2021 **2022** **2023**



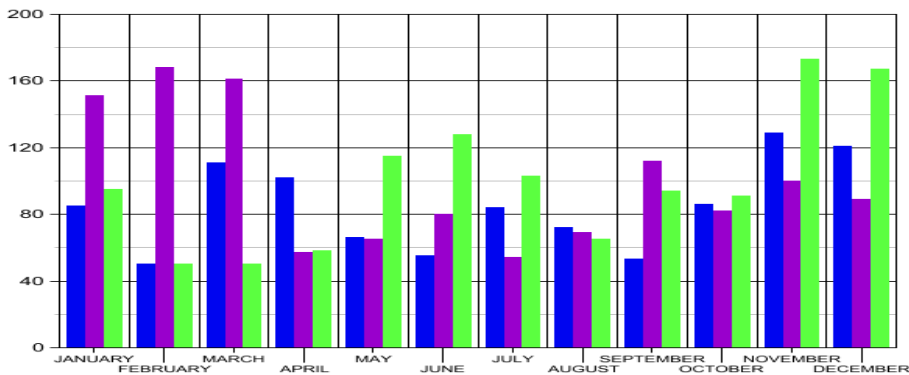
CALLS

2021—26,893 2022—26,461 2023—26,115



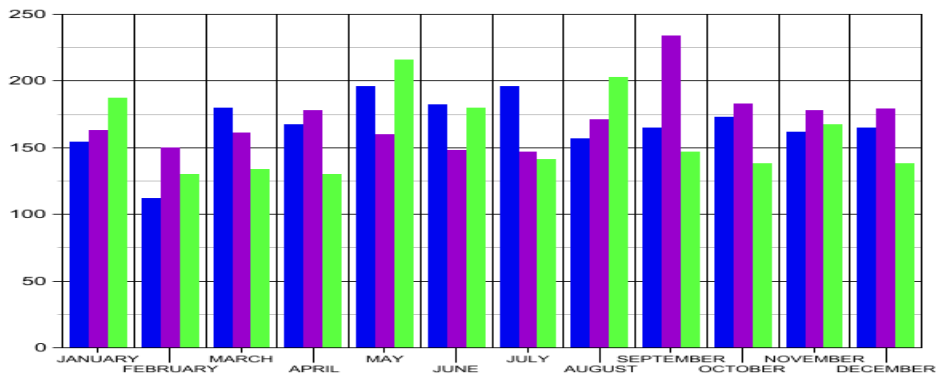
OFFENSES

2021—975 2022—756 2023—721



CITATIONS

2021—1,014 2022—1,188 2023—1,189



ARREST

2021—2,009 2022—2,052 2023—1,911

Crossville Fire Dept.

Crossville, TN

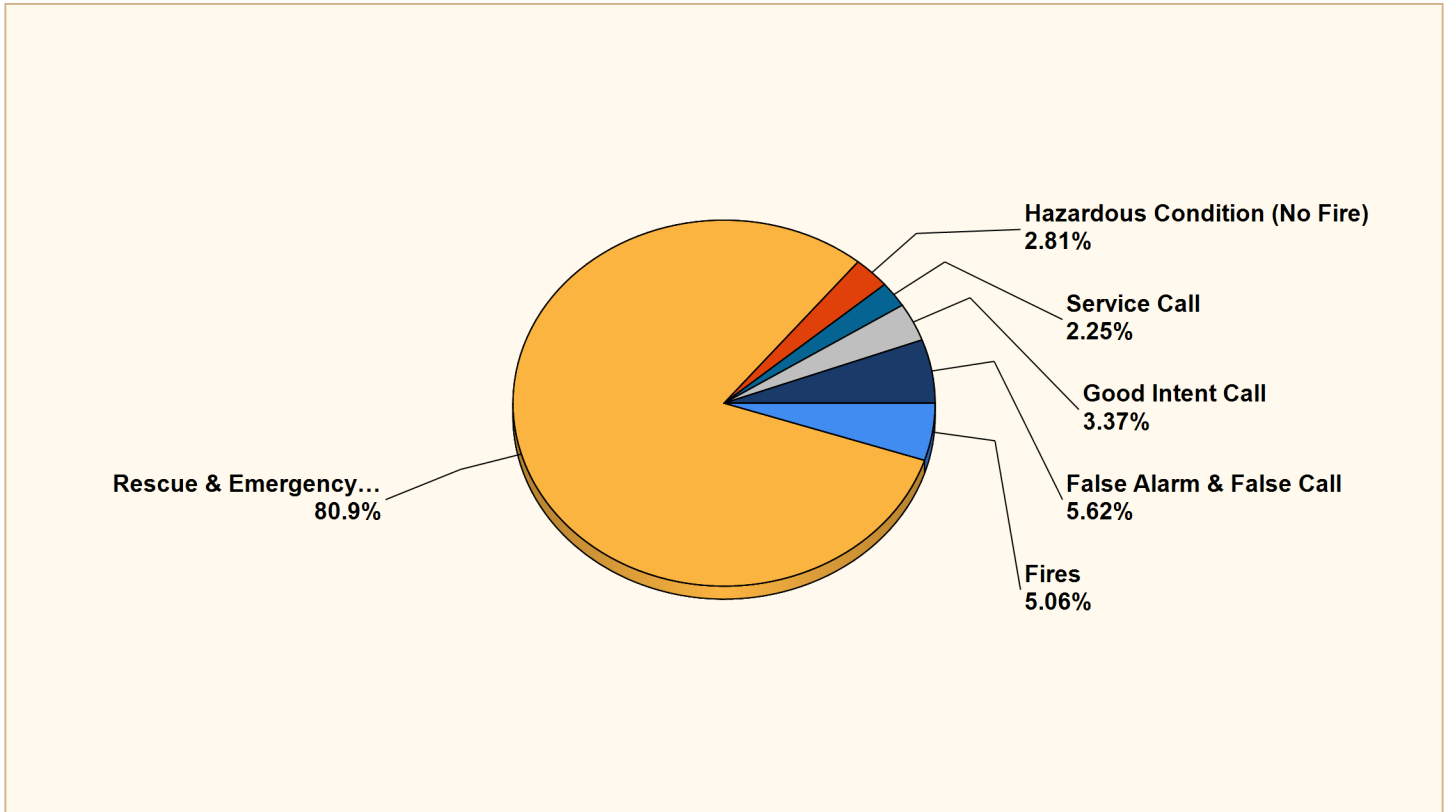
This report was generated on 1/3/2024 7:14:03 AM

CROSSVILLE



Breakdown by Major Incident Types for Date Range

Zone(s): All Zones | Start Date: 12/01/2023 | End Date: 12/31/2023



MAJOR INCIDENT TYPE	# INCIDENTS	% of TOTAL
Fires	9	5.06%
Rescue & Emergency Medical Service	144	80.9%
Hazardous Condition (No Fire)	5	2.81%
Service Call	4	2.25%
Good Intent Call	6	3.37%
False Alarm & False Call	10	5.62%
TOTAL	178	100%

Only REVIEWED and/or LOCKED IMPORTED incidents are included. Summary results for a major incident type are not displayed if the count is zero.



Detailed Breakdown by Incident Type

INCIDENT TYPE	# INCIDENTS	% of TOTAL
111 - Building fire	1	0.56%
112 - Fires in structure other than in a building	3	1.69%
131 - Passenger vehicle fire	2	1.12%
138 - Off-road vehicle or heavy equipment fire	1	0.56%
151 - Outside rubbish, trash or waste fire	1	0.56%
154 - Dumpster or other outside trash receptacle fire	1	0.56%
311 - Medical assist, assist EMS crew	2	1.12%
321 - EMS call, excluding vehicle accident with injury	125	70.22%
322 - Motor vehicle accident with injuries	10	5.62%
324 - Motor vehicle accident with no injuries.	6	3.37%
356 - High-angle rescue	1	0.56%
411 - Gasoline or other flammable liquid spill	1	0.56%
412 - Gas leak (natural gas or LPG)	1	0.56%
440 - Electrical wiring/equipment problem, other	2	1.12%
444 - Power line down	1	0.56%
550 - Public service assistance, other	1	0.56%
551 - Assist police or other governmental agency	3	1.69%
600 - Good intent call, other	1	0.56%
611 - Dispatched & cancelled en route	1	0.56%
631 - Authorized controlled burning	2	1.12%
651 - Smoke scare, odor of smoke	2	1.12%
700 - False alarm or false call, other	1	0.56%
733 - Smoke detector activation due to malfunction	1	0.56%
735 - Alarm system sounded due to malfunction	1	0.56%
736 - CO detector activation due to malfunction	1	0.56%
743 - Smoke detector activation, no fire - unintentional	1	0.56%
745 - Alarm system activation, no fire - unintentional	5	2.81%
TOTAL INCIDENTS:	178	100%

Only REVIEWED and/or LOCKED IMPORTED incidents are included. Summary results for a major incident type are not displayed if the count is zero.



Crossville Fire Dept.

Crossville, TN

This report was generated on 1/3/2024 7:13:21 AM

CROSSVILLE



Events per Event Type for Date Range (Landscape)

Start Date: 12/01/2023 | End Date: 01/31/2024

EVENT TYPE	DATE	EVENT NAME	CATEGORY	LOCATION	HOURS	PARTICIPANTS
Meeting						
	12/01/2023	Meet with Ethan Medley	Administration	City Lake Rd	1	Terry Potter
	12/04/2023	Station 1 Tour	Administration	141 Henry St Crossville Tn	1	Terry Potter
	12/05/2023	Work Session	Administration	392 N Main St Crossville Tn	1	Terry Potter
	12/12/2023	Council Meeting	Administration	392 N Main St Crossville Tn	1	Terry Potter
	12/19/2023	CRG Zoom Meeting	Administration		1	Terry Potter
	12/21/2023	Staff Meeting	Administration	392 N Main St Crossville Tn	1	Terry Potter

Total Hours for Meeting: 6

Public CPR Class						
	12/02/2023	CPR Class	Training and Education	141 Henry St Crossville Tn	4	Jeremy Mangas

Total Hours for Public CPR Class: 4

Smoke Detector install						
	12/04/2023	Smoke Detector Install	Public Relations / Education	31 Iris Circle	1	Trevor Gibson, Jeremy Mangas
	12/14/2023	Smoke Detector Install	Public Relations / Education	200 Justice St	1	Dylan Horn, Richard Tinch
	12/20/2023	CO 2 Detector install	Public Relations / Education	171 Mclarty Ln	0	Todd Kemmer, Jeremy Mangas, Alex Osmun

Total Hours for Smoke Detector install: 2

Only LOCKED events included.



emergencyreporting.com

Doc Id: 753

Page # 1 of 2

EVENT TYPE	DATE	EVENT NAME	CATEGORY	LOCATION	HOURS	PARTICIPANTS
Fire Training						
	12/05/2023	Standpipes in Fire Prevention	Training and Education	141 Henry St Crossville Tn	4	Jeff Connell , Jeremy Mangas, Terry Potter, Thomas Smith , Casey Worsham
Total Hours for Fire Training:					4	
Presentation						
	12/13/2023	City of Crossville Employee Luncheon	Other	392 Sparta Hwy	1	
Total Hours for Presentation:					1	
Knox Box Maintenance						
	12/15/2023	Super 8 Hotel Key swap	Maintenance	Super 8 East First Street	0.416666	Tim Johnson, Joshua Stilley, Travis Winningham
Total Hours for Knox Box Maintenance:					0.416666	
Parade						
	12/16/2023	Crossville Christmas Parade	Public Relations / Education	Line Up to be determined	1.5	Jacob Garrett, Casey Worsham, Brian Wyatt
Total Hours for Parade:					1.5	

Only LOCKED events included.



Crossville Fire Dept.

Crossville, TN

This report was generated on 1/3/2024 7:18:09 AM

CROSSVILLE



Daily Log Items per Activity Code for Date Range with Personnel

Activity Codes: Water Log - Commercial Water Log | Start Date: 12/01/2023 | End Date: 12/31/2023

Water Log - Commercial Water Log

START DATE	END DATE	DURATION (hh:mm)	STATION	APPARATUS	PERSONNEL	NOTES
12/04/2023 06:44:00					Tinch, Richard	Roger's Group 800 gal
12/04/2023 06:48:00	12/04/2023 06:49:00	0:01			Wyatt, Brian	Rogers Group 800 gallons
12/04/2023 06:49:00	12/04/2023 06:49:00	0:00			Wyatt, Brian	Rogers Group 800 Gallons
12/07/2023 07:48:00	12/07/2023 07:48:00	0:00	ST2 - CFD Station 2		Smith , Thomas	Rodgers Group 800 Gal
12/21/2023 06:45:00	12/21/2023 06:45:00	0:00			Blaylock, Gary Jr	Roger's Group 800 Gallons
						Total Items: 5
						Grand Total Items: 5

Displays all Daily Log Items with personnel list for DATE RANGE and ACTIVITY CODE, grouped by Activity Code



emergencyreporting.com

Doc Id: 1668

Page # 1 of 1

	Consumption	Water loss - flushing	Water loss - leaks	Water loss-fire fighting	Total Internal Use	Unaccounted-for Water	Pumped Water	LOSS %
2022								
January	96,480,200	81,734	1,193,520	26,300	1,301,554	19,108,113	116,889,867	16%
February	85,713,300	90,186	6,599,655	18,800	6,708,641	8,226,759	100,648,700	8%
March	99,417,600	50,686	1,768,173	6,250	1,825,109	7,587,191	108,829,900	7%
April	91,940,100	532,444	1,085,494	29,850	1,647,788	14,340,712	107,928,600	13%
May	92,160,900	272,159	5,094,446	1,450	5,368,055	29,512,045	127,041,000	23%
June	102,704,000	287,416	3,408,224	19,600	3,715,240	27,613,460	134,032,700	21%
July	103,880,600	235,854	5,925,760	18,000	6,179,614	18,664,386	128,724,600	14%
August	97,180,200	79,705	3,369,885	12,700	3,462,291	29,121,510	129,764,000	22%
September	102,751,500	231,605	7,626,998	13,975	7,872,578	10,362,922	120,987,000	9%
October	95,489,200	278,513	2,484,770	318,545	3,081,828	9,971,462	108,542,490	9%
November	95,833,300	412,792	4,738,060	17,350	5,168,202	16,381,098	117,382,600	14%
December	89,122,200	162,695	2,323,086	8,800	2,494,581	35,381,219	126,998,000	28%
2023								
January	97,204,700	1,029,288	158,994	1,350	1,189,632	23,639,568	122,033,900	19%
February	99,352,300	280,135	929,232	53,200	1,262,567	7,113,733	107,728,600	7%
March	81,619,500	593,713	2,016,336	500	2,610,549	36,473,251	120,703,300	30%
April	81,438,000	296,889	851,118	6,700	1,154,707	38,405,193	120,997,900	32%
May	94,928,100	323,566	1,962,690	10,200	2,296,456	30,542,044	127,766,600	24%
June	101,422,500	212,007	960,264	27,800	1,200,071	28,538,929	131,161,500	22%
July	99,325,500	28,940	724,620	13,150	766,710	35,603,190	135,695,400	26%
August	105,482,100	788,301	2,702,814	13,140	3,504,255	26,023,945	135,010,300	19%
September	105,282,800	4,188,377	590,844	59,195	4,838,416	11,620,584	121,741,800	10%
October	100,558,800	11,216	1,796,884	64,150	1,872,250	22,794,380	125,225,430	18%
November	105,902,000	97,408	590,078	8,855	696,341	9,398,859	115,997,200	8%
December	98,116,700	0	0	4,000	4,000	25,991,400	124,112,100	21%
TOTAL:								
6 mos	614,667,900	5,114,243	6,405,240	162,490	11,681,973	131,432,357	757,782,230	17%
12 mos	1,170,633,000	7,849,842	13,283,874	262,240	21,395,956	296,145,074	1,488,174,030	20%

*December 2023 loss % is not accurate due to missing numbers in water loss flushing and leaks.

Permits Break Down Report

	City & County Mechanical	City & County Plumbing	City Commercial	City Residential	County Commercial	County Residential	Fines and Inspection Fees	House Moving	Land Disturbance Permits	Plans Review	Sign	Total Permits	County Fees Paid	City Fees Paid	Total Fees Paid
July 2023	28	33	1	7	0	27	0	1	0	0	7	104	\$29,704.00	\$5,534.00	\$35,238.00
August 2023	28	36	6	9	2	29	0	0	3	0	4	117	\$35,004.00	\$9,359.00	\$44,363.00
September 2023	24	41	3	9	9	32	0	0	1	1	0	120	\$48,360.00	\$12,148.00	\$60,508.00
October 2023	43	25	4	7	1	17	0	0	1	5	4	107	\$19,685.00	\$10,922.00	\$30,607.00
November 2023	19	33	3	4	1	29	0	0	4	0	0	93	\$29,524.00	\$9,398.00	\$38,922.00
December 2023	31	43	2	12	0	30	1	0	1	0	1	121	\$38,700.00	\$12,336.00	\$51,036.00
Total	173	211	19	48	13	164	1	1	10	6	16	662	\$200,977.00	\$59,697.00	\$260,674.00

Engineering Projects Report January 4, 2024

Project	Current Status	Dates
TDOT 127 South Utility Relocation	The Contractor has completed relocating the City's utilities. A final punch list will be created after the road work is completed.	Target Completion Date June 30, 2024
TDOT 127 North Utility Relocation Section 1	The utilities for this project are almost complete and the Contractor lacks about 400 feet of 6 inch water line which will be installed after a deep cut is excavated.	Target Completion Date June 30, 2025
TDOT 127 North Utility Relocation Section 4 (Fentress Cumberland County Line)	The portion of this project that is the City's water utility relocation is complete and a final punch list will be created after the road work is completed.	Target Completion Date August 31, 2028
TDOT 127 North Utility Relocation Section 2	A utility deconfliction meeting was held August 2nd 2022 and the City was informed by TDOT that the bid letting will be moved to 2025. TDOT currently has this project in the ROW phase.	Bid Letting December 8, 2023
TDOT 127 North Utility Relocation Section 3	A utility deconfliction meeting was held August 2nd 2022 and the City was informed by TDOT that the bid letting will be moved to 2025. TDOT currently has this project in the ROW phase.	Bid Letting December 8, 2023
Northwest Connector Phase 3	The utilities for this project are complete with the exception of final clean up and regrading a sewer line along Genesis.	Total Completion Date July 21, 2023 Finish from Genesis To Stout May 31, 2022
Northwest Connector Phase 2	All acquisition has been completed by the City. TDOT has certified the ROW and we are now waiting for TDOT to program the construction in the TDOT budget.	Tentative Bid Letting 2023
Interstate Drive Extension West of Genesis Road	The Engineer has the correct contact with 7-11 Speedway and has started conversation about the project. The road alignment has been finalized and a meeting is scheduled to discuss storm drainage.	
Downtown Sidewalks	We are waiting on TDOT to approve the bid.	
Old Lantana Road, County Seat and Southbend Waterline Replacement	The City has reviewed the plans and the Engineer is revising the plans. A construction start date will be established once the easements are acquired.	
Bridges for Trails at Meadow Park	The bridge has been set in place. The Street Department will complete the decking and approach slabs in the coming months.	
Quail Hollow Court	The Exhibit "A" document required for the sale of the property will be updated when the Airport Layout Plan is updated.	
Main Street and Lantana Traffic Signal Replacement	The Contractor is installing the poles. The contractor is awaiting the delivery of the traffic controller and the relocation of the phone lines.	Completion date June 5, 2023
Fourth Street and West Avenue Traffic Signal Replacement	The City has received a draft set of ROW plans. A utility coordination meeting is forthcoming. This project has low priorities because the City will not have STP funds to fund construction for three to five years.	
Meadow Park Water Filtration Plant Sewer Project	The Engineer has created the exhibits for the easements. The City is in the process of acquiring the easements.	Schedule will be forthcoming
Raw Water Study (Meadow Park Lake Expansion)	The Davey Resource Group will start negotiations with TDEC, this month, to reduce the amount of the mitigation.	
Underwood Street Sidewalk	Acquisition documents have been turned over to the City Attorney so that City Staff can negotiate the acquisitions.	
Tulip Drive Sewer Installation Airport ALP	The plans are complete and the City is awaiting the payment of the fees. The aircraft forecast has been approved by the FAA. The Engineer has delivered a draft of the first three plan sheets and a review meeting is scheduled in mid January.	
Industrial Blvd and Highway 127 Intersection Waterline Rehab	The waterline is completely operational. The Contractor has three old lines to cut and cap and all plumbing will be completed.	Completion date June 3, 2023
TDOT SR 1 Highway 70 Bridge Replacement (Sparta Highway) Utility Relocation	The contractor started September 11th and will have the road closed for thirteen months. The City's utility relocation has not started on this project.	Bid Letting December 9, 2022
TDOT SR 24 Highway 70 North Bridge Replacement Utility Relocation	The City has received revised plans from TDOT and the original water and sewer design will be evaluated in the coming months.	Bid Letting August 19, 2022 DELAYED
CoLinX Fire Pump and Tank System	The line has been capped and the tank and pump have been disconnected from the fire system. The city will start the demolition of the pump building in the coming months.	
Little Obed Pedestrian Bridge	The City has been selected for the CDBG grant. A schedule is forthcoming.	
Airport Box Hangars Truck Route	The contractor is in the process of erecting the red iron. The City has delivered the existing signal phasing to the Engineer. A questionnaire is being developed for the public.	
Airport Terminal Building	The shell of the addition has been erected and dried in. A portion of the internal demo has been started and the foundation for the ADA ramp has been installed.	
TDOT West Avenue Drainage Repair and Paving	This project is complete and will be removed from this list.	
Demolition and removal of Buildings on Ford Property	The asbestos survey has been completed and the removal of the asbestos from the survey building and the McGinnis building will be discussed with TDEC and we will decide on the means of removal.	
ARPA Sewer I&I Project.	The construction contract is being reviewed by a subcontractor of TDEC. A preconstruction meeting will be scheduled in February.	
Creston Road ARPA Waterline Project	The City has reviewed the plans and forwarded comments back to the Engineer for revisions.	
East Ridge Sewer Extension	The developer has paid the fees and the plans have been approved by TDEC	
Private Developments		
The Gardens Phase 8 Plat 3	All roads, water and sewer are complete. The stormwater retention structures have not been completed and the City is holding a financial guarantee for this work.	
The Gardens Phase 8 Plat 4A	All roads, water and sewer are complete. The stormwater retention structures have not been completed and the City is holding a financial guarantee for this work.	
Sky View Meadow Subdivision Phase 2 & 3	All roads, water and sewer are complete. The stormwater retention structures have not been completed and the City is holding a financial guarantee for this work.	
Genesis Plaza	The water and sewer plans have been approved by the City and submitted to TDEC.	

KCSV Airport Committee Meeting FBO Report: January 8, 2024

November 2023 Fuel Flow

Jet A – 8,425 gallons
Avgas – 2,810 gallons
Total – 11,235 gallons

December 2023 Fuel Flow

Jet A – 3,927 gallons
Avgas – 2,252 gallons
Total – 6,179 gallons

December 2022 Fuel Flow:

Avgas – 1,578 gallons
Jet A – 8,433 gallons
Total - 10,011 gallons

Fuel Flow in December was down from November and down from the same month last year. The based Jet aircraft in Crossville was down for the month. We are not sure of any other cause for a reduction in fuel flow. We will monitor month over month to determine if any trend exists.

Our FAR 145 Repair Station is getting set up for turbine maintenance. We have moved one of the Part 135 aircraft, a British Aerospace Jetstream JS3101, from Smyrna to Crossville to begin a heavy phase inspection. This aircraft will be in maintenance for the next 60 days

Our first aircraft available for charter is in service based in Smyrna. We have flown four trips since Christmas day. We will be adding a Beechjet 400A based in Greeneville TN to the charter certificate which is now projected to be operational in March.

We have good hangar pricing on the 4–box hangar development and should be able to finalize the financial and lease arrangements with the parties interested in owning the hangars sometime in January. We still hope to start construction Q1 2024.

6 Months interest in December and May

Principal payment in May

				6/30/2022	Due May		6/30/2023
				LOAN	PRINCIPLE	INTEREST	LOAN
				<u>BALANCE</u>	<u>PAYMENT</u>	<u>PAYMENT</u>	<u>BALANCE</u>
	<u>PAY</u>	<u>INT</u>					
	<u>OUT</u>	<u>RATE</u>					
GENERAL FUND							
E-911		2024 Variable		\$ 130,000	\$ 130,000	\$ 5,800	\$ -
2020 Series A1 Bonds	2021	2037	4.00%	\$ 3,905,000	\$ 55,000	\$ 87,250	\$ 3,850,000
2020 Series B Bonds	2021	2028	4.27%	\$ 1,650,000	\$ 270,000	\$ 19,690	\$ 1,380,000
2020 Series A2 Bonds	2021	2037	3.00%	\$ 1,105,000	\$ 60,000	\$ 24,000	\$ 1,045,000
				\$ -	\$ -	\$ -	\$ -
				<u>\$ 6,790,000</u>	<u>\$ 515,000</u>	<u>\$ 136,740</u>	<u>\$ 6,275,000</u>

Water & Sewer Fund

2020 Series C Bonds	0.80534	2050	4.00%	\$ 29,360,000	\$ 560,000	\$ 681,966	\$ 28,800,000
Catoosa's Share	0.19466			\$ 5,715,218	\$ 109,010	\$ 132,752	\$ 5,606,208
				\$ 23,644,782	\$ 450,990	\$ 549,214	\$ 23,193,792
2020 Sries D Bonds		2027	4.19%	\$ 1,030,000	\$ 205,000	\$ 11,102	\$ 825,000
				<u>\$ 24,674,782</u>	<u>\$ 655,990</u>	<u>\$ 560,316</u>	<u>\$ 24,018,792</u>

CATOOSA

2020 Series C Bonds		2050	4.00%	\$ 5,715,218	\$ 109,010	\$ 132,752	\$ 5,606,208		
5/20/2021 RUD Plateau tank	40 yrs	2021	2061	1.75	\$ 873,174	\$ 15,818	\$ 15,154	\$ 857,355	mnth pmnt
4/11/2022 RUD Plateau tank	40	2061	1.5	\$ 307,519	\$ 5,722	\$ 4,574	\$ 301,796	mnth pmnt	
				<u>\$ 6,588,392</u>	<u>\$ 124,828</u>	<u>\$ 147,906</u>	<u>\$ 6,463,563</u>		

TOTALS (WATER & SEWER FUND)

\$ 31,263,174 **\$ 780,818** **\$ 708,222** **\$ 30,482,355**

TOTAL ALL FUNDS

\$ 38,053,174 \$ 1,295,818 \$ 844,962 \$ 36,757,355

CITY OF CROSSVILLE
CURRENT GRANTS/PROJECTS

GENERAL FUND

	Grant Agency	Project	Amount			Money	Money	To Be
			Grant	Local	Total	Spent	Received	Received
	AWARDED:							
	Dept. of Justice	Bulletproof vests	\$ 36,781.44	\$ 36,781.44	\$ 73,562.88	\$ 63,732.12	\$ 39,343.78	\$ -
	Dept. of Justice	Body Worn Cameras	\$43,000	\$ 43,000.00	\$ 86,000.00	\$ 117,082.94	\$ 43,000.00	
	THSO Alcohol Saturation/Checkpoint Grant	Alcohol Saturation-2022	\$ 20,000.00	\$ -	\$ 20,000.00			
	HIDTA	Drug Task Force Overtime	\$ 18,000.00	\$ -	\$ 18,000.00			
	TDOT-Aeronautics	Airport Layout Plan	\$ 190,000.00	\$ 10,000.00	\$ 200,000.00	\$ 31,473.39	\$ 19,601.36	\$ 2,980.80
	TDOT-Aeronautics	Airport Lighting Rehab	\$ 153,395.00	\$ 1,835.00	\$ 155,230.00	\$ 135,750.14	\$ 124,118.15	\$ 9,796.99
	TDOT-TAP	Downtown Sidewalks/Lights	\$ 2,393,388.00	\$ 757,508.00	\$ 3,150,896.00			
	TDOT-Surface Trans	Northwest Connector 3	\$ 1,046,137.00	\$ 251,534.00		\$ 1,266,575.21	\$ 1,013,260.17	
	TDOT-Surface Trans	Northwest Connector 2	\$ 458,648.00	\$ 114,662.00	\$ 573,310.00	\$ 237,226.03	\$ 189,780.82	
	TDOT-Aeronautics	Obstruction Clearing	\$ 116,090.00	\$ 6,110.00	\$ 122,200.00	\$ 122,000.00	\$ 122,000.00	
	TDOT-Aeronautics	Obstruction Clearing	\$ 230,850.00		\$ 230,850.00	\$ 212,650.00	\$ 223,550.00	\$ 10,900.00
	TDOT-Aeronautics	Obstruction Clearing	\$ 315,145.00	\$ 22,375.00	\$ 337,520.00	\$ 237,115.05	\$ 281,233.83	\$ 44,118.78
	TDOT-Aeronautics	Terminal Renovations	\$ 1,062,293.00	\$ 49,723.00	\$ 1,112,016.00	\$ 96,561.88		\$ 96,561.88
	TDOT-Aeronautics	Operations Counting System	\$ 32,300.00	\$ 1,700.00	\$ 34,000.00	\$ 10,022.67	\$ 9,549.03	
	TDOT-Aeronautics	ARPA	\$ 3,494,987.87	\$ -	\$ -	\$ 348,747.68	\$ 3,494,987.87	
	TDOT-Aeronautics	Airport Maintenance 23-24	\$ 15,000.00	\$ -	\$ -	\$ 5,231.29	\$ 4,969.73	
	TDOT-Aeronautics	ACRGP	\$ 9,000.00	\$ -	\$ 9,000.00	\$ 9,000.00	\$ 9,000.00	
	TDOT-Aeronautics	ARPA-Airport	\$ 22,000.00		\$ 22,000.00	\$ 22,000.00	\$ 22,000.00	
	TDOT-Aeronautics	Whisper Aero Hangar	\$ 1,200,000.00	\$ -	\$ -	\$ 420,772.80	\$ 1,200,000.00	
	TOTALS		\$ 9,611,015.31	\$ 1,215,320.44	\$ 4,276,998.88			