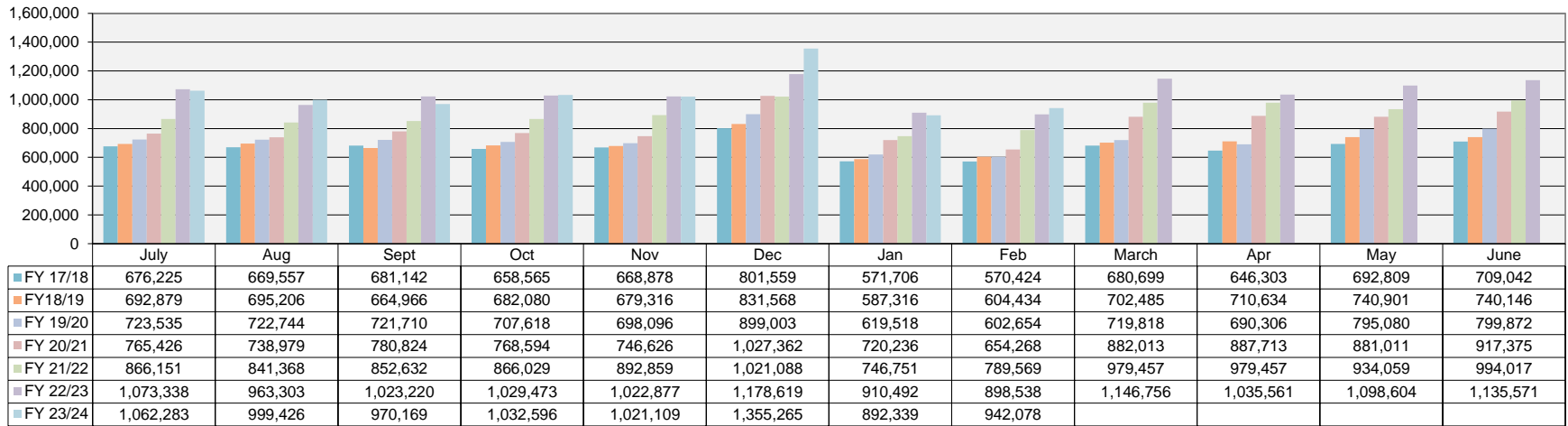
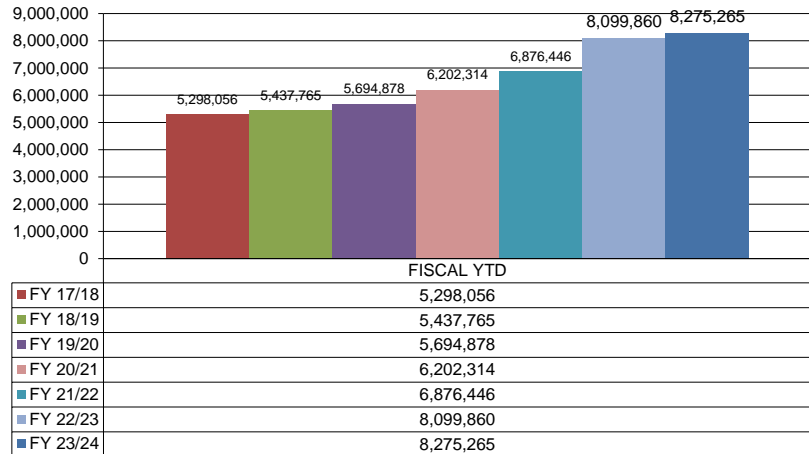


Sales Tax



Sales Tax Revenue Year-to-Date

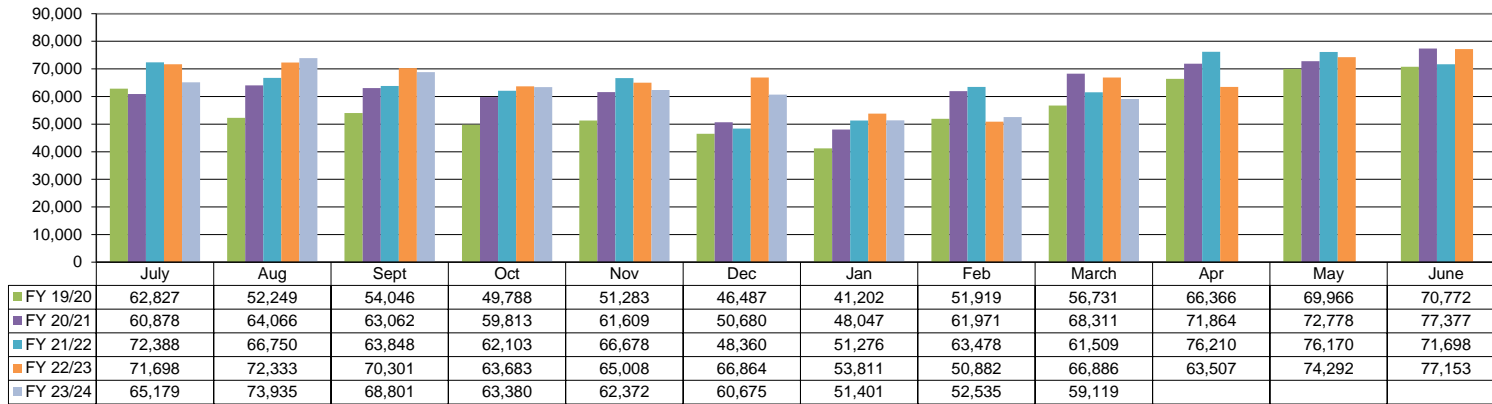


*COLLECTIONS IN THE CITY OF CROSSVILLE

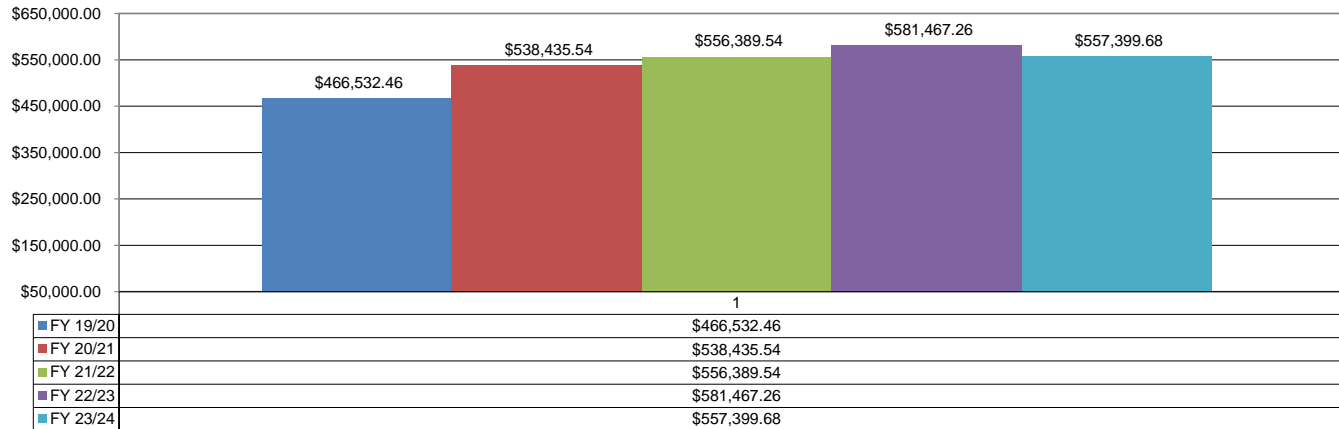
State of TN Cost of Administration	1.125%	\$ 21,443.88
Net Collections (sent to Trustee's office)		\$ 1,884,679.03
Local Option Out of State Distribution		\$ 18,323.70
Trustee of Cumberland County	1%	\$ 18,846.79
Net To Be Distributed		\$ 1,884,155.94
CITY OF CROSSVILLE SPLIT		
Check to City of Crossville		\$ 942,077.97
Check to Cumberland County Board of Education		\$ 942,077.97

*Totals reported in April but actually collected in February

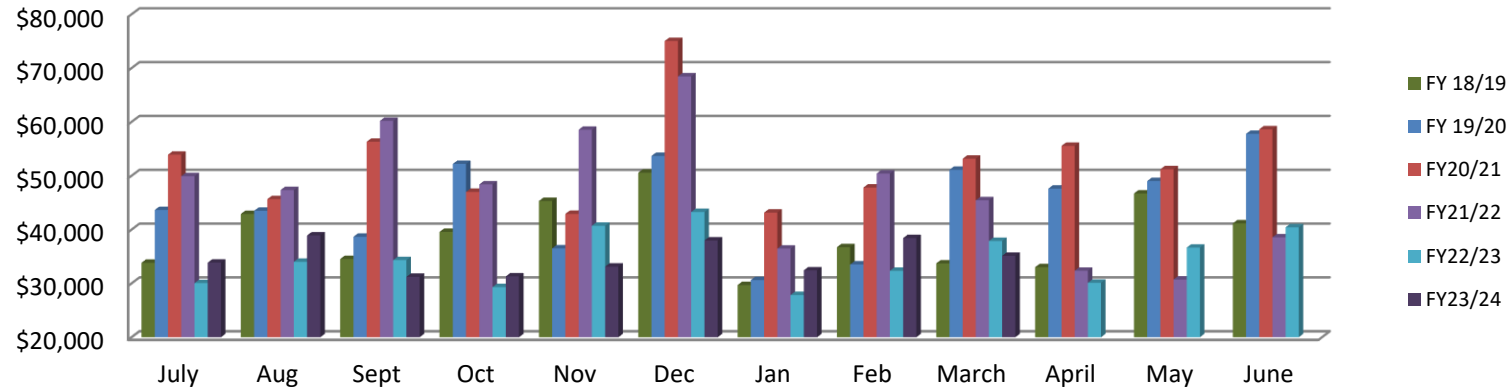
Wholesale Beer Tax



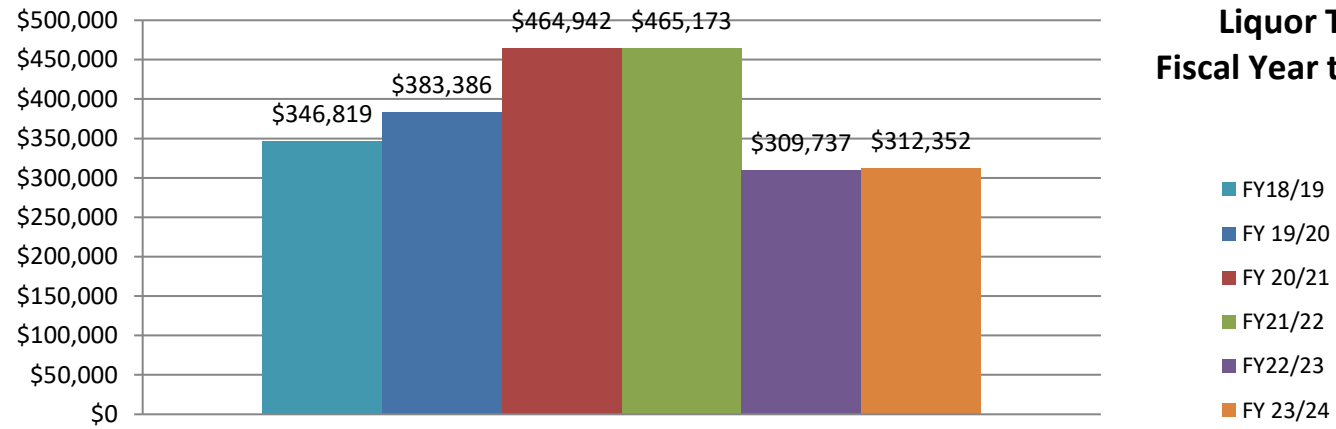
Wholesale Beer Tax Revenue Year To Date

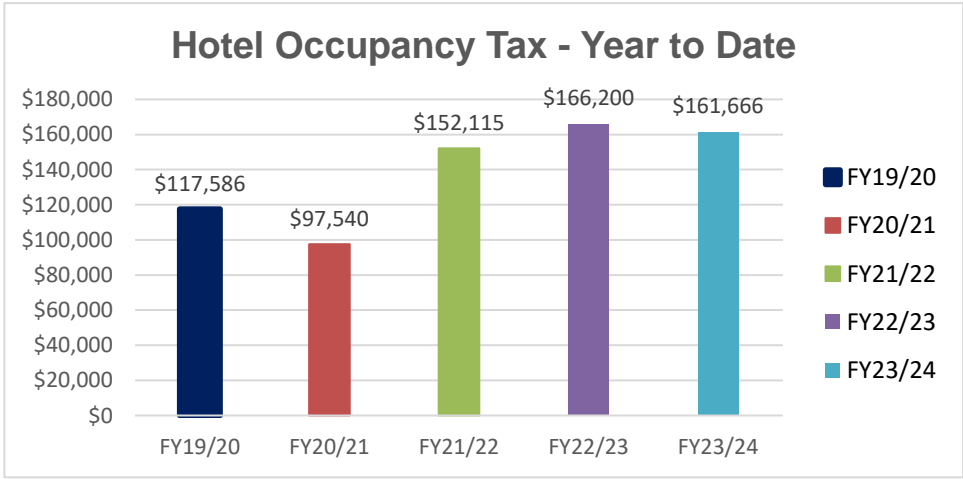
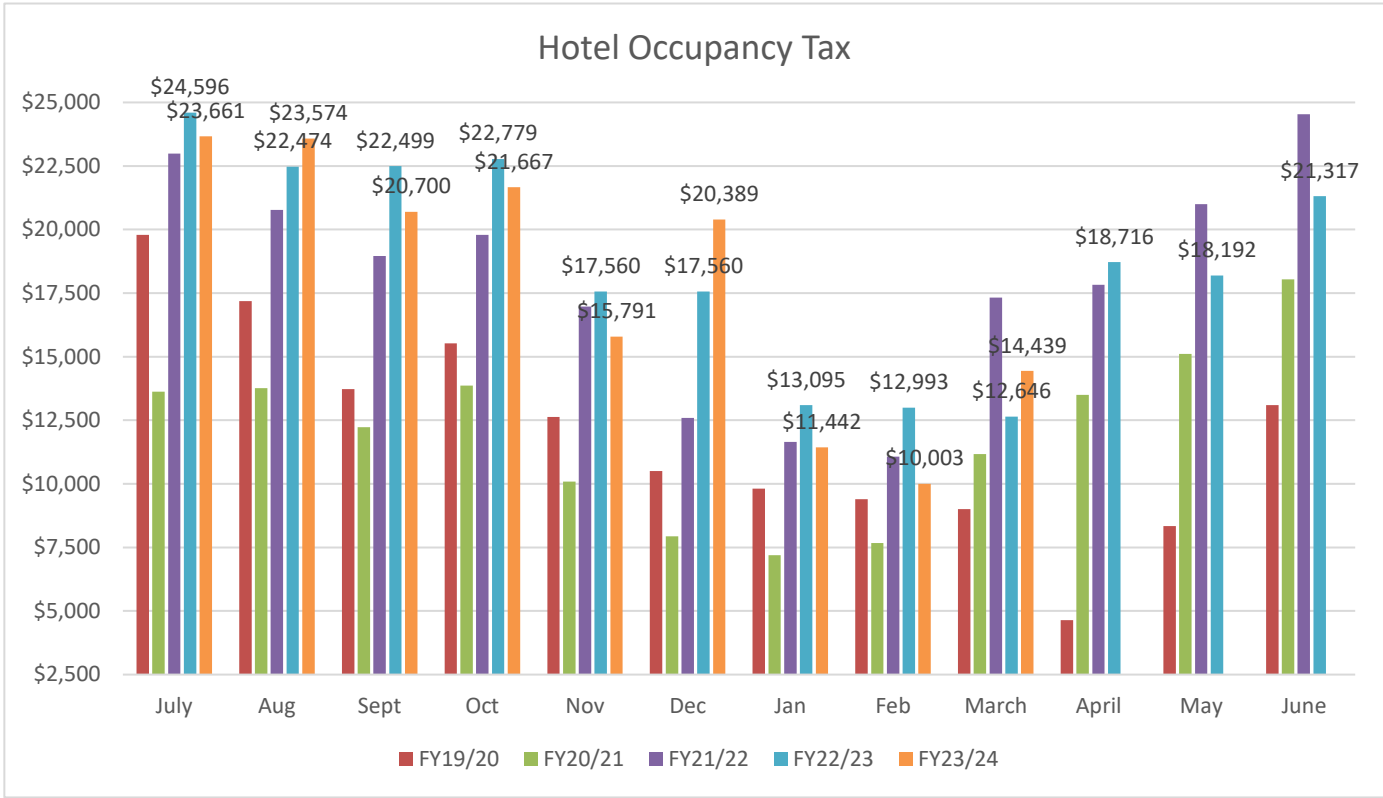


Liquor Income



Liquor Tax Fiscal Year to Date





SRO Monthly Report
April 2024

ACTIVITY		Martin	CCHS	SMHS	Phoenix	TOTAL
OFFENSE REPORTS		3	10	11	4	28
INCCIDENT REPORTS		4	0	11	0	15
ACCIDENT REPORTS		0	0	0	0	0
ARREST/CITATIONS ISSUED		6	10	10	2	28
ASSAULT		3	2	0	2	7
AGGRAVATED ASSAULT		0	0	0	0	0
DISORDERLY CONDUCT		5	0	2	0	7
VANDALISM		0	1	0	0	1
THEFT RELATED		0	0	0	0	0
WEAPON RELATED		2	0	0	0	2
TRAFFIC RELATED		0	0	0	0	0
ALCOHOL RELATED						
	POSSESSION	0	0	0	0	0
	UNDER INFLUENCE	0	0	0	0	0
TOBACCO RELATED						
	VAPE	3	25	9	1	38
	VAPE THC	0	2	0	0	2
DRUG RELATED						
	POSSESSION	0	0	0	0	0
	UNDER INFLUENCE	0	0	0	0	0
CONSULTATION SESSIONS						
WITH	STUDENTS	39	211	251	71	572
	PARENTS	17	23	47	1	88
	FACULTY	33	49	89	10	181
X-CURRICULAR ACTIVITIES		0	0	1	0	1
SCHOOL RELATED MEETINGS		5	1	0	0	6
TRAINING/RESEARCH		0	0	0	0	0
STUDENT SERVICES		22	0	3	0	25
CLASSROOM INSTRUCTION		0	0	3	0	3
TOTALS		116	284	394	82	876

Monthly Stats
April 2024

CITATIONS		OFFENSES		ARRESTS	
Ran Stop Sign	1	Burglary	6	Burglary	1
Speeding	9	Theft from Vehicle	4	Theft All Other	1
Seatbelt Violation	8	Theft of Vehicle Parts	2	Shoplifting	12
No DL	1	Viol. OP/Bond Condition	4	Assault	1
Ran Traffic Light	2	Theft All Other	7	Domestic Assault	7
Failure to Yield	1	Fraud	9	Viol. OP/Bond Conditions	3
Registration Violation	15	Death	3	Resist/Evading Arrest	2
Light Law Violation	8	Shoplifting	5	Drug Violation	15
Window Tint	2	Forgery	2	Drug Equipment	8
Insurance Violation	14	Lost Property	6	DUI	6
Illegal Turn	1	Vandalism	4	Vehicle Theft	2
Due Care	3	Domestic Assault	1	DOR/DOS/No DL	11
Texting While Driving	1	Vehicle Theft	3	Wepons Law Violation	1
		Dog Bite	1	Public Intoxication	10
		Criminal Trespass	1	Criminal Trespass	1
		Drug Equipment	1	Embezzlement	1
		Kidnapping	1	Contributing to a Minor	1
		Suicide	1	Vandalism	1
		Property Damage	2	Disorderly Conduct	2
		Recovery	2	Warrant	28
				Poss. Of Stolen Property	1
				Speeding	1
				Registration Violation	1
				Ran Red Light	2
				Ran Stop Sign	1
				Insurance Violation	3
TOTAL	66	TOTAL	65	TOTAL	123
SPEED WARNINGS	4	JUVENILE ARRESTS		TOTAL CALLS	1900
WARNINGS	2	Runaway	1	ANIMAL CONTROL CALLS	49
JUVENILE CITATIONS		Vaping/Tobacco Viol.	22	ACCIDENTS	
		Theft from Vehicle	1	Fatality	0
		Vandalism	2	With Injury	8
		Assault	9	Without Injury	26
		Weapons Law Violation	1	Minor	72
TOTAL	0	TOTAL	36	TOTAL	106

* April 24th participated in the Mock DUI Drill for SMHS Prom.

* April 27th provided traffic and crowd control for the Fitfest 5K at SMHS and the Car Show on Main street. Participated in the Drug Take Back at Walmart.

Crossville Fire Dept.

Crossville, TN

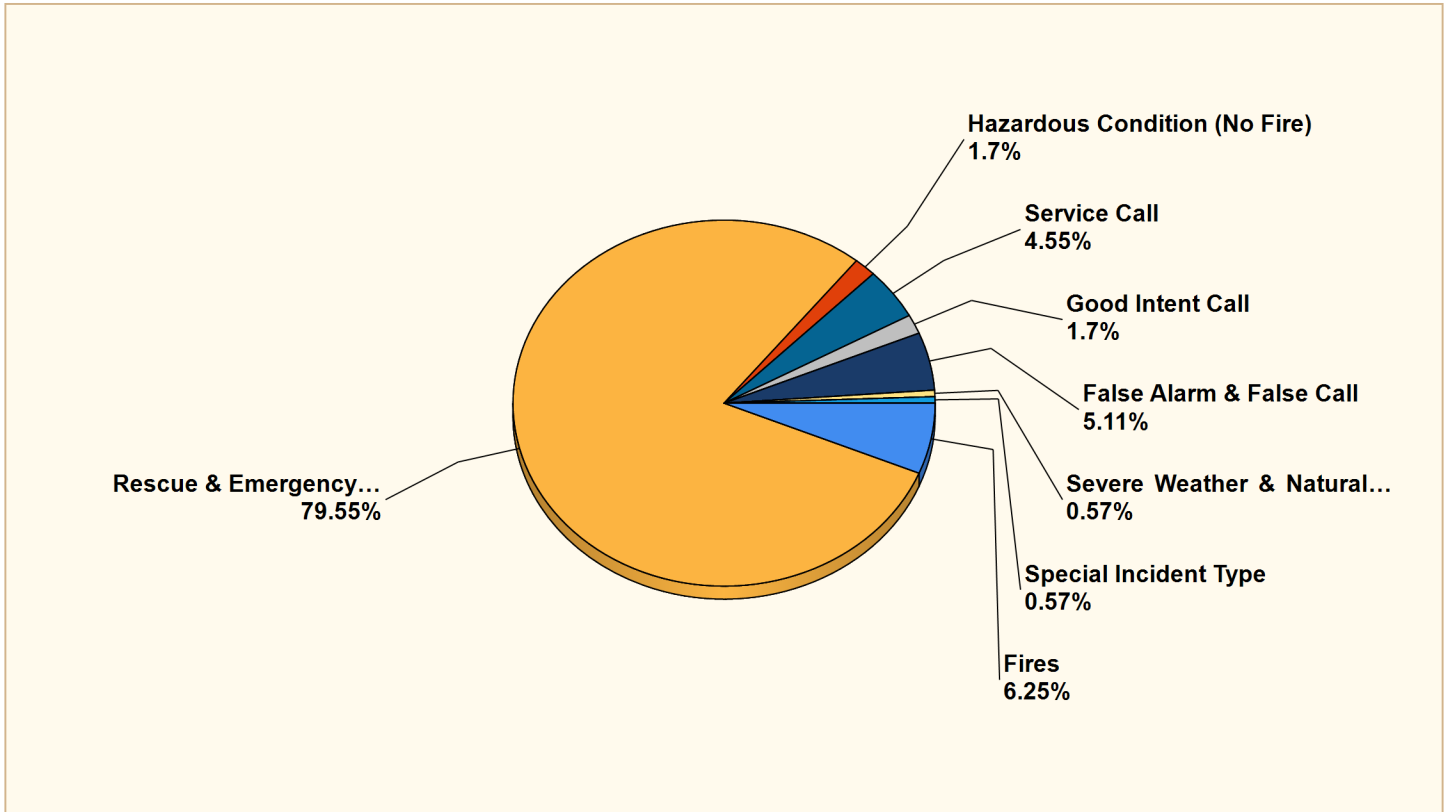
This report was generated on 5/1/2024 7:33:07 AM

CROSSVILLE



Breakdown by Major Incident Types for Date Range

Zone(s): All Zones | Start Date: 04/01/2024 | End Date: 04/30/2024



MAJOR INCIDENT TYPE	# INCIDENTS	% of TOTAL
Fires	11	6.25%
Rescue & Emergency Medical Service	140	79.55%
Hazardous Condition (No Fire)	3	1.7%
Service Call	8	4.55%
Good Intent Call	3	1.7%
False Alarm & False Call	9	5.11%
Severe Weather & Natural Disaster	1	0.57%
Special Incident Type	1	0.57%
TOTAL	176	100%

Only REVIEWED and/or LOCKED IMPORTED incidents are included. Summary results for a major incident type are not displayed if the count is zero.



Detailed Breakdown by Incident Type

INCIDENT TYPE	# INCIDENTS	% of TOTAL
111 - Building fire	4	2.27%
113 - Cooking fire, confined to container	2	1.14%
118 - Trash or rubbish fire, contained	1	0.57%
132 - Road freight or transport vehicle fire	1	0.57%
141 - Forest, woods or wildland fire	1	0.57%
151 - Outside rubbish, trash or waste fire	1	0.57%
160 - Special outside fire, other	1	0.57%
311 - Medical assist, assist EMS crew	3	1.7%
321 - EMS call, excluding vehicle accident with injury	125	71.02%
322 - Motor vehicle accident with injuries	10	5.68%
324 - Motor vehicle accident with no injuries.	1	0.57%
353 - Removal of victim(s) from stalled elevator	1	0.57%
412 - Gas leak (natural gas or LPG)	1	0.57%
424 - Carbon monoxide incident	1	0.57%
444 - Power line down	1	0.57%
500 - Service Call, other	1	0.57%
520 - Water problem, other	1	0.57%
551 - Assist police or other governmental agency	1	0.57%
553 - Public service	3	1.7%
561 - Unauthorized burning	2	1.14%
611 - Dispatched & cancelled en route	2	1.14%
631 - Authorized controlled burning	1	0.57%
700 - False alarm or false call, other	2	1.14%
710 - Malicious, mischievous false call, other	1	0.57%
743 - Smoke detector activation, no fire - unintentional	1	0.57%
745 - Alarm system activation, no fire - unintentional	5	2.84%
800 - Severe weather or natural disaster, other	1	0.57%
911 - Citizen complaint	1	0.57%
TOTAL INCIDENTS:	176	100%

Only REVIEWED and/or LOCKED IMPORTED incidents are included. Summary results for a major incident type are not displayed if the count is zero.



Crossville Fire Dept.

Crossville, TN

This report was generated on 5/1/2024 7:31:41 AM

CROSSVILLE



Daily Log Items per Activity Code for Date Range with Personnel

Activity Codes: Water Log - Commercial Water Log | Start Date: 04/01/2024 | End Date: 04/30/2024

Water Log - Commercial Water Log

START DATE	END DATE	DURATION (hh:mm)	STATION	APPARATUS	PERSONNEL	NOTES
04/05/2024 08:23:00	04/05/2024 08:23:00	0:00	ST2 - CFD Station 2		Smith , Thomas	Rodgers Group 400 gal
04/07/2024 19:45:00	04/07/2024 19:46:00	0:01	ST2 - CFD Station 2		Smith , Thomas	Amanda Waldo 175 gallons.
04/14/2024 21:39:00	04/14/2024 21:39:00	0:00	ST2 - CFD Station 2		Smith , Thomas	Amanda Waldo 250 gallons
04/20/2024 18:46:00	04/20/2024 18:46:00	0:00	ST2 - CFD Station 2		Smith , Thomas	James Robinson 275 gal
04/25/2024 17:55:00	04/25/2024 17:55:00	0:00			Wyatt, Brian	Walker Construction and Fencing 700 Gallons
						Total Items: 5
						Grand Total Items: 5

Displays all Daily Log Items with personnel list for DATE RANGE and ACTIVITY CODE, grouped by Activity Code



	Consumption	Water loss - flushing	Water loss - leaks	Water loss-fire fighting	Total Internal Use	Unaccounted-for Water	Pumped Water	LOSS %
2023								
January	97,204,700	1,029,288	158,994	1,350	1,189,632	23,639,568	122,033,900	19%
February	99,352,300	280,135	929,232	53,200	1,262,567	7,113,733	107,728,600	7%
March	81,619,500	593,713	2,016,336	500	2,610,549	36,473,251	120,703,300	30%
April	81,438,000	296,889	851,118	6,700	1,154,707	38,405,193	120,997,900	32%
May	94,928,100	323,566	1,962,690	10,200	2,296,456	30,542,044	127,766,600	24%
June	101,422,500	212,007	960,264	27,800	1,200,071	28,538,929	131,161,500	22%
July	99,325,500	28,940	724,620	13,150	766,710	35,603,190	135,695,400	26%
August	105,482,100	788,301	2,702,814	13,140	3,504,255	26,023,945	135,010,300	19%
September	105,282,800	4,188,377	590,844	59,195	4,838,416	11,620,584	121,741,800	10%
October	100,558,800	11,216	1,796,884	64,150	1,872,250	22,794,380	125,225,430	18%
November	105,902,000	97,408	590,078	8,855	696,341	9,398,859	115,997,200	8%
December	98,116,700	0	0	4,000	4,000	25,991,400	124,112,100	21%
2024								
January	88,553,100	378,481	3,495,413	0	3,873,894	39,582,706	132,009,700	30%
February	105,450,600	509,475	141,116	720	651,311	3,165,589	109,267,500	3%
March	90,362,500	293,661	382,776	25,360	701,797	19,023,803	110,088,100	17%
April	89,912,900	23,866	2,199,219	1,800	2,224,885	19,623,215	111,761,000	18%
May								
June								
July								
August								
September								
October								
November								
December								
TOTAL:								
6 mos	578,297,800	1,302,891	6,808,602	40,735	8,152,228	116,785,572	703,235,600	17%
12 mos	1,185,297,600	6,855,299	15,546,718	228,370	22,630,387	271,908,643	1,479,836,630	18%

*December 2023 loss % is not accurate due to missing numbers in water loss flushing and leaks.

MONTHLY REPORT

Street Department – Kevin Music

April 2024

Street Department Work Orders:

- Sweeper Truck 95 Locations, 5 loads of Debris
- Paving 8
- Grade shoulders Northside Drive
- Gravel shoulders 10 Locations
- Dipped ditches 1
- Clean culverts 1
- Brush Removal 172 Locations, 18 loads of Debris
- Leaf Removal 12 Locations, 2 loads of Debris

Sign and Electrical Maintenance Work Orders:

- Street Light Maintenance 6
- Preventative maintenance on signals 7
- Sign repair/Maintenance and Fabricating letters 8, 32 Locations
- Loop Maintenance 3

Miscellaneous:

- Shop Maintenance 2
- Whisper Aero Project 11
- Training
 - CDL Training
 - Traffic signal
 - Safety meeting – Heat Illness
- Assist with the new fuel pump
- Road closures for the 5K and Cruise-in
- Recreation Center Lot 5
- Airport beacon light
- Beeper
 - Sign down
 - Tree down
 - Traffic light 5

APRIL 2024 MONTHLY REPORT

MAINTENANCE DEPARTMENT – STEVE POWELL

GENERAL MAINTENANCE WORK ORDERS COMPLETED: 88

SPECIAL PROJECTS/WORK ORDERS:

- Install new fuel pumps and tanks.
- Install fence and move gate for Whisper Aero project.
- Build safety rail at Meadow Park Walking Bridge.
- Put down sod at Holiday dam on the spots that had washed out.

SERVICE TRUCK CALLS: 18

VEHICLE/EQUIPMENT SERVICES AND REPAIRS:

- CODES
 - Unit 317 - Service
- AIRPORT
 - NONE
- CATOOSA
 - NONE
- FIRE
 - Unit E-16 – Replaced foam air switch
 - Squad 2 – Install new plug on truck; inspect parking brake
 - Unit E-18 – Replaced command light center switch, fixed discharge 3 linkage pin, kit in discharge two valve
 - Squad 2 - Batteries
- MAINTENANCE
 - Unit 209 – Service; pads and rotors on the front and rear
- WATER TRANSMISSION/SEWER
 - Unit 419 – Replaced governor spring
 - Unit 460 – Replaced oil pressure switch
 - Unit 446 – Starter
 - Unit 460 – Carburetor for compressor - generator
- MEADOW PARK LAKE
 - NONE
- STREET
 - Pavement Saw – Installed four new belts
 - Unit 645 – Replaced left steering brake adjustor
 - Unit 604 – Troubleshoot brake/turn on trailer; repair wiring to electric brakes in pigtail
 - Unit 604 – Cylinder #1 ignition coil

- POLICE
 - Unit 28 – Replaced battery
 - Unit 8 – Service
 - Unit 24 – Service, rear brakes, replace coolant reservoir, replace driver door trim
 - Unit 27 – Remove K9 inner door panel, check brakes, replace K9 door popper
 - Unit 66 – Replace left headlight bulb and harness
 - Unit 07 – Service
 - Unit 67 – Inspect overheat issue; install light bar; Install new hose
 - Unit 68 – Left rear wheel bearing
 - Unit 4 – Service
 - Unit 2 – Service
 - Unit 16 – Service, cabin air filter
 - Unit 72 – Service
 - Unit 19 – Service, cabin air filter
 - Unit 1 – Service, air filter, left-rear turn signal bulb
 - Unit 71 – Service, air filter, cabin air filter
- CENTENNIAL PARK
 - NONE
- WATER TREATMENT
 - NONE
- IT DEPARTMENT
 - NONE
- SEWER PLANT
 - Volvo Dump Truck – replaced rear brake chambers and adjusters
- ENGINEERING
 - NONE
- CEMETERY
 - NONE
- STORM WATER
 - NONE

Utility Maintenance

Apr-24
Monthly Report

<u>Locations:</u>	406
-------------------	-----

<u>Backflows Tested:</u>	31
--------------------------	----

<u>Grinder Pumps Sold:</u>	6
----------------------------	---

<u>Preliminary Inspections:</u>	1
---------------------------------	---

<u>Final Inspections:</u>	5
---------------------------	---

<u>Replacement Pumps</u>	2
--------------------------	---

<u>Grinder Pumps Repairs</u>	33
------------------------------	----

<u>Meter:</u>	Turn-Ons	23
---------------	----------	----

	Turn-Offs	28
--	-----------	----

	Occupant Changes	66
--	------------------	----

	Reinstates	30
--	------------	----

	Checks, Replacement, Repair	15
--	-----------------------------	----

	Water Taps	7
--	------------	---

	Main Line Leaks	4
--	-----------------	---

	Service Repairs	2
--	-----------------	---

<u>Total Water Loss:</u>	232,917.4 gallons
--------------------------	-------------------

<u>Sewer Taps</u>	5
-------------------	---

<u>Sewer Line Repairs</u>	5
---------------------------	---

<u>Graves</u>	4
---------------	---

<u>Pipe Installed</u>	93' of 3/4" copper
-----------------------	--------------------

	1' of 1" copper
--	-----------------

	0' of 2" copper
--	-----------------

	0' of 6" PVC
--	--------------

	0' 12" PVC
--	------------

	1' 2" PVC
--	-----------

	10' of 4" pvc
--	---------------

	0' of 3/4 PVC
--	---------------

	0 of 1" PVC
--	-------------

	0 of 4" HDPE
--	--------------

	232' of 2" HDPE
--	-----------------

0' of 10" pvc

0' of 8" pvc

Monthly Summary

Replaced approximate ely 16 3/4
water meters due to meter or AMR malfunctioning
Read meters, Did service orders and customer complaints
tested 33 backflows devices
done dead end line flushing
fixed water leaks
made water and sewer taps
fixed sewer stop up on Satsuma drive

Water leaks repaired:

248 Bayberry drive
740 Scarlett drive
340 Bent Tree drive
115 Henry street
174 Fourth Street
144 Sparta Hwy.

Water Taps:

148 Skyview Meadow drive
36 Gardens RV drive L.2
95 North Hills drive
14 Brandon court
14 Brandon court (hydrant install)
328 Dayton ave
35 Sydney court

Sewer Taps

148 Skyview Meadow drive
36 Gardens Rv drive L.2
95 North Hills drive
14 Brandon court
35 Sydney court

Sewer Line Repairs:

1897 South Main street
55 Rocky lane
Arby's at N.main and Interstate drive
Satsuma drive
33 West Adams street

Grinder pump finals

131 Jesse loop
501 Holly Tree drive
511 Holly Tree drive
27 Jesse loop
316 Dayton Ave.

Grave Services

Ronnie Lewis
Charles Lee Smith
Sarah Deloras Smith
Frank Durden

Next Months Forecast

Replace AMR meters & ERTs as needed
Do water & sewer taps & graves
Repair Grinder pumps & cleanings & maint. checks
Test Backflows
Hydrant testing and/or maintenance
Start 2" water line extension on Hwy. 127 North
Finish up water service line inventory

CATOOSA DEPARTMENT
WATER LOST
APRIL 2024

MASTER PUMPS	WATER PURCHASED		
70-NORTH	12,065,670		
127 HWY	16,308,430		
GENESIS	6,943,500		
62 HWY	0		
TOTAL	35,317,600		
	WATER SOLD		
MASTER PUMP TOTALS	35,317,600		
LESS CUSTOMERS	19,730,900		
LESS 200 ACCOUNTS	5,448,500		
	10,138,200	% of Loss	29%
FIRE DEPARTMENT			
TANK CLEANING & FILLING	-		
METERED FILLING			
METERED FLUSHING	1,688		
UNMETERED FLUSHING	180		
UNMETERED LEAK	1,988,300		
BILL ADJUSTMENTS			
METERED LEAKS			
BULK SALES			
TOTAL	8,148,032	Total % Loss	23%

Programs

Flag Football	\$1,445.50	15
	\$1,445.50	15

Facilities

Centennial Park Shelter 2	\$249.56	8
Centennial Park Shelter 3	\$75.88	3
Crossville Depot Meeting Room	\$581.70	6
Duer Field 12 (State)	\$155.24	2
Meadow Park Lake Shelter 1	\$51.75	1
Meadow Park Lake Shelter 2 (Next to Playground)	\$51.75	1
Pickleball Court 1	\$39.33	11
Pickleball Court 2	\$70.38	18
Pickleball Court 3	\$82.80	22
Pickleball court 4	\$89.01	23
Pickleball Court 5	\$62.10	21
Pickleball Court 6	\$45.54	17
Pickleball Court 7	\$22.77	9
Pickleball Court 8	\$24.84	9
Turner Field 1	\$1,035.00	8
Warner Field 1	\$1,645.50	5
	\$4,283.15	164

POS

Recreation	\$15.00	5
Palace	\$4,063.00	1,008
	\$4,078.00	1,013

Vendor

Nicks Italian Ice	\$850.00	10
-------------------	----------	----

Palace Events April 2024

PALACE-PRODUCED EVENTS	Event	Artist	# Tickets	Ticket	ACTUAL	Concessions	Sound Tech	NET
	Date	Fee	Sold	Revenue	Ticket	Revenue	Cost	P/L
Kouzin	April 6	\$ (1,500.00)	208	\$3,320.00	\$ 2,831.40	\$ 363.00	\$ (125.00)	\$ 1,569.40
Movie: Casablanca	April 9	\$ (225.00)	29	\$145.00	\$ 145.00	\$ 72.00		\$ (8.00)
Chrome Horse Bob Dylan Tribute	April 13	\$ (500.00)	91	\$1,894.00	\$ 1,664.03	\$ 80.00	\$ (125.00)	\$ 1,119.03
Movie: Ghost	April 18	\$ (225.00)	27	\$ 135.00	\$ 135.00	\$ 85.00		\$ (5.00)
Cledus T. Judd*	April 20	\$ (4,036.00)	140	\$ 5,045.00	\$ 4,980.12	\$ 246.00	\$ (300.00)	\$ 890.12
Open Mic Night	April 23		25			\$ 24.00	\$ (125.00)	\$ (101.00)
Movie: American Graffiti	April 26	\$ (225.00)	61	\$ 305.00	\$ 305.00	\$ 184.00		\$ 264.00
Staph Band Salute to Country Women	April 27	\$ (900.00)	132	\$ 1,980.00	\$ 1,939.56	\$ 334.00	\$ (300.00)	\$ 1,073.56
TOTALS:		\$ (7,611.00)	713	\$12,824.00	\$ 12,000.11	\$ 1,388.00	\$ (975.00)	\$ 4,802.11
* = Ticket splits								
RENTALS	EVENT DATE	RENT	# Tickets	Ticket Revenue	OUR FEES	Concessions Revenue	Sound Tech Cost	NET P/L
TOTALS								
"TN Bigfoot" Movie	April 6	\$ 225.00	180	-	-	\$ 524.00		\$ 749.00
Malpass Brothers	April 12	\$ 725.00	224	-	\$ 1,268.00	\$ 331.00	\$ (125.00)	\$ 2,199.00
TOTALS:		\$ 950.00	404		\$ 1,268.00	\$ 855.00	\$ (125.00)	\$ 2,948.00
OTHER	EVENT DATE	RENT/License	# Tickets	Ticket Revenue	NET TICKET REVENUE	Concessions Revenue	Sound Tech Cost	NET P/L
Aviagen Family Movie Night	April 4	\$ (225.00)				\$ 175.00		\$ (50.00)
Aviagen Training	April 15-16	\$ 200.00				\$ 845.00		\$ 1,045.00
Special event movie	April 24	\$ (225.00)				\$ 125.00		\$ (100.00)
TOTALS:		\$ (250.00)				\$ 1,145.00		\$ 895.00
TOTALS April:		\$ (6,911.00)	1,117	\$12,824.00	\$12,824.00	\$ 3,388.00	\$ (1,100.00)	\$ 8,645.11

April, 2024 Tournament Recap:

April 5th-7th:

Matt Barnes-

TPSSA TN Classic

20 teams:

TN, GA, KY, AL, NC, PA, MO, FL, IN

190 hotel rooms(162 at our last senior tournament

Hampton, Comfort. Holiday. Quality

April 13th:

Woody Smith-

Big Bang Spring Fling

22 Teams:

TN, GA

28 hotel rooms

Hampton, Holiday

April 22nd:

King/Queen of the Mtn

Karli Threet/Cory Williams:

32 Teams: TN, GA, KY

44 Total Hotel Rooms

Permits Break Down Report

	City & County Mechanical	City & County Plumbing	City Commercial	City Residential	County Commercial	County Residential	Fines and Inspection Fees	House Moving	Land Disturbance Permits	Plans Review	Sign	Total Permits	County Fees Paid	City Fees Paid	Total Fees Paid
July 2023	28	33	1	7	0	27	0	1	0	0	7	104	\$29,704.00	\$5,534.00	\$35,238.00
August 2023	28	35	6	9	2	28	0	0	3	0	4	115	\$34,630.00	\$9,359.00	\$43,989.00
September 2023	24	41	3	9	9	32	0	0	1	1	0	120	\$48,360.00	\$12,148.00	\$60,508.00
October 2023	43	25	4	7	1	17	0	0	1	3	4	105	\$19,685.00	\$10,522.00	\$30,207.00
November 2023	19	33	3	4	1	28	0	0	4	0	0	92	\$28,500.00	\$9,398.00	\$37,898.00
December 2023	30	43	2	12	0	30	1	0	1	0	1	120	\$40,680.00	\$12,336.00	\$53,016.00
January 2024	26	11	3	6	0	6	0	0	3	0	0	55	\$8,070.00	\$7,365.00	\$15,435.00
February 2024	23	11	4	9	1	0	0	0	3	0	4	55	\$2,509.00	\$10,032.00	\$12,541.00
March 2024	42	21	3	20	0	1	0	0	1	0	1	89	\$2,515.00	\$27,845.00	\$30,360.00
April 2024	46	9	8	12	0	2	0	0	1	5	1	84	\$3,401.00	\$17,747.00	\$21,148.00
Total	309	262	37	95	14	171	1	1	18	9	22	939	\$218,054.00	\$122,286.00	\$340,340.00

Engineering Projects Report May 09, 2024

Project	Current Status	Dates
TDOT 127 South Utility Relocation	The Contractor has completed relocating the City's utilities. A final punch list will be created after the road work is completed.	Target Completion Date June 30, 2024
TDOT 127 North Utility Relocation Section 1	The utilities for this project are almost complete and the Contractor lacks about 400 feet of 6 inch water line which will be installed after a deep cut is excavated.	Target Completion Date June 30, 2025
TDOT 127 North Utility Relocation Section 4 (Fentress Cumberland County Line)	The portion of this project that is the City's water utility relocation is complete and a final punch list will be created after the road work is completed.	Target Completion Date August 31, 2026
TDOT 127 North Utility Relocation Section 2	This project is tentatively scheduled to be bid October 2025.	
TDOT 127 North Utility Relocation Section 3	This project is tentatively scheduled to be bid October 2025.	
Northwest Connector Phase 3	The utilities for this project are complete with the exception of final clean up and the regrading of a sewer line along Genesis. Weather permitting, Northside drive should be reopened by Monday May 13th. The Contractor is working toward having the project substantially complete by September 2024.	Total Completion Date July 21, 2023 Finish from Genesis To Stout May 31, 2022
Northwest Connector Phase 2	All acquisition has been completed by the City. TDOT has certified the ROW and we are now waiting for TDOT to program the construction in the TDOT budget.	Tentative Bid Letting 2023
Interstate Drive Extension West of Genesis Road	The ROW plans have been reviewed by TDOT and the Engineer has updated the plans and the acquisition and appraisal phase will be starting this month.	
Downtown Sidewalks	The Contractor will be starting work May 28th and will be utilizing the old village inn property for a laydown area.	Completion Date May 1st 2025
Old Lantana Road, County Seat and Southbend Waterline Replacement	The City has reviewed the plans and the Engineer is revising the plans. A construction start date will be established once the easements are acquired.	
Bridges for Trails at Meadow Park Quail Hollow Court	The Maintenance Department constructed the approach safety rails and this project is complete. The Exhibit "A" document required for the sale of the property will be updated when the Airport Layout Plan is updated.	
Main Street and Lantana Traffic Signal Replacement	The remaining work includes the replacement of some of the specified equipment in the cabinet and the final punch list items.	Completion date August 22, 2024
Fourth Street and West Avenue Traffic Signal Replacement	The ROW plans have been approved by TDOT. A utility coordination meeting is forthcoming. This project has low priorities because the City will not have STP funds to fund construction for three to five years.	
Meadow Park Water Filtration Plant Sewer Project	The Engineer has created the exhibits for the easements. The City is in the process of acquiring the easements.	Schedule will be forthcoming
Raw Water Study (Meadow Park Lake Expansion)	The Davey Resource Group has performed the field work and will start negotiations with TDEC during the month of May, to reduce the amount of the mitigation.	
Underwood Street Sidewalk	Acquisition documents will be turned over to the City Attorney so that City Staff can negotiate the acquisitions.	
Airport ALP	The Facility requirements section will be given to the City, for review, April 10th. A 60% review will occur in the month of May.	
TDOT SR 1 Highway 70 Bridge Replacement (Sparta Highway) Utility Relocation	The contractor started September 11th and will have the road closed for thirteen months. The City's utility relocation has not started on this project.	Bid Letting December 9, 2022
TDOT SR 24 Highway 70 North Bridge Replacement Utility Relocation	The City has received revised plans from TDOT and the original water and sewer design will be evaluated in the coming months.	Bid Letting August 19, 2022 DELAYED
CoLinX Fire Pump and Tank System	The line has been capped and the tank and pump have been disconnected from the fire system. The city will start the demolition of the pump building in the coming months.	
Little Obed Pedestrian Bridge	The route has been surveyed and the City is in the process of hiring a firm for the archeological study required for the grant.	
Airport Box Hangars	The Whisper Aero hangar building is complete. The apron area, parking and fence relocation is to be completed by the City. The Engineering Department is working on pricing the drainage system for the four 60x60 box hangars.	
Truck Route	The City has delivered the existing signal phasing to the Engineer. A questionnaire is being developed for the public.	
Airport Terminal Building	All brick and Crab Orchard Stone is installed. The ramp and steps have been constructed. The City has received the donated tile from Stone Peak and the tile installation will start today. A change order is on the agenda for the electrical service change over.	
Demolition and removal of Buildings on Ford Property	The Survey building will be demolished next week. Every thing has been removed on the McGinnis building that is not attached to the asbestos roof. The block storage building on the western side of the property has been removed. The Street Department will continue to remove the concrete building pads.	
ARPA Sewer I&I Project.	Approximately 22 percent of the work has been completed.	
Creston Road ARPA Waterline Project	The construction plans and permits have been presented to TDEC for approval. Two easements will be required.	
East Ridge Sewer Extension	The developer has paid the fees and the plans have been approved by TDEC	
Peavine Sewer Expansion	Draft plans are being reviewed by City Staff.	
Genesis Road and 127 Sewer Expansion	Draft plans are being reviewed by City Staff.	
Little Obed Pump Station and Jail Bar Screen Installation	Draft plans are being reviewed by City Staff.	
New Fire Station 2	A preliminary design meeting was held in February. The City has completed the site survey and the wetland delineation has been completed.	
TDOT I-40 Bridge Widening over 70 North	The TDOT plans have changed and the City will be required to relocate the six inch waterline along 70 North which is under the interstate bridge.	
Private Developments		
The Gardens Phase 8 Plat 3	All roads, water and sewer are complete. The stormwater retention structures have not been completed and the City is holding a financial guarantee for this work.	
The Gardens Phase 8 Plat 4A	All roads, water and sewer are complete. The stormwater retention structures have not been completed and the City is holding a financial guarantee for this work.	
Sky View Meadow Subdivision Phase 2 & 3	All roads, water and sewer are complete. The stormwater retention structures have not been completed and the City is holding a financial guarantee for this work.	
Genesis Plaza	All plans have been approved by TDEC and the Developer is installing the lines.	

Airport Committee Meeting Report from FBO: May 6, 2024

March Fuel Flow: 7,683 gallons
Avgas: 3,827 gallons
Jet A: 3,856 gallons

April Fuel Flow: 4,720 gallons
Avgas: 2,068 gallons
Jet A: 2,652 gallons

April Fuel Flow: 5,687 gallons
Avgas: 3,035 gallons
Jet A: 2,652 gallons

Fuel sales were down in April from March both in Avgas and Jet A. Year over year Jet A was the same as last year and Avgas was down. General Aviation and Charter flights are down industry wide. April is typically a slower month for business aviation.

The maintenance shop remains busy. Greg and the shop have completed assembly of the first JMB Aircraft from the Czech Republic. We expect 15 aircraft to be assembled in the next 6 months.

We completed the first heavy inspection on our charter aircraft, a BAE Jetstream J31, and it will go into service in May.

We are looking to hire additional Airframe and Powerplant Certified Mechanics full time to help us keep up with the workload of retail and charter maintenance.

6 Months interest in
November and May
Principal payment in May

					6/30/2024	Due May		6/30/2025
	PAY	INT		LOAN	PRINCIPLE	INTEREST	LOAN	
	<u>OUT</u>	<u>RATE</u>		<u>BALANCE</u>	<u>PAYMENT</u>	<u>PAYMENT</u>	<u>BALANCE</u>	
GENERAL FUND								
2020 Series A1 Bonds	2021	2037	4.00%	\$ 3,790,000	\$ 65,000	\$ 82,650	\$ 3,725,000	
2020 Series B Bonds	2021	2028	4.27%	\$ 1,110,000	\$ 270,000	\$ 15,418	\$ 840,000	
2020 Series A2 Bonds	2021	2037	3.00%	\$ 980,000	\$ 65,000	\$ 20,250	\$ 915,000	
				\$ -	\$ -	\$ -	\$ -	
				<u>\$ 5,880,000</u>	<u>\$ 400,000</u>	<u>\$ 118,318</u>	<u>\$ 5,480,000</u>	

Water & Sewer Fund

2020 Series C Bonds	0.80534	2050	4.00%	\$ 28,215,000	\$ 610,000	\$ 636,166	\$ 27,605,000
Catoosa's Share	0.19466			\$ 5,487,483	\$ 118,743	\$ 123,836	\$ 5,368,740
				<u>\$ 22,727,517</u>	<u>\$ 491,257</u>	<u>\$ 512,330</u>	<u>\$ 22,236,260</u>
2020 Sries D Bonds		2027	4.19%	\$ 620,000	\$ 210,000	\$ 7,936	\$ 410,000
				<u>\$ 23,347,517</u>	<u>\$ 701,257</u>	<u>\$ 520,266</u>	<u>\$ 22,646,260</u>

CATOOSA

2020 Series C Bonds		2050	4.00%	\$ 5,487,483	\$ 118,743	\$ 123,836	\$ 5,368,740
5/20/2021 RUD Plateau tank	40 yrs	2061	1.75	\$ 857,355	\$ 16,380	\$ 14,591	\$ 857,355
4/11/2022 RUD Plateau tank		40	2061	1.5	\$ 301,796	\$ 5,896	\$ 301,796
				<u>\$ 6,344,838</u>	<u>\$ 135,123</u>	<u>\$ 138,427</u>	<u>\$ 6,226,095</u>

TOTALS (WATER & SEWER FUND) \$ 29,692,355 \$ 836,380 \$ 658,693 \$ 28,872,355

TOTAL ALL FUNDS \$ 35,572,355 \$ 1,236,380 \$ 777,011 \$ 34,352,355

CITY OF CROSSVILLE
CURRENT GRANTS/PROJECTS

GENERAL FUND

	Grant Agency	Project	ARRA	Amount			Money	Money	To Be	Budget
				Grant	Local	Total	Spent	Received	Received	
	AWARDED:									
	Dept. of Justice	Bulletproof vests	No	\$ 36,781.44	\$ 36,781.44	\$ 73,562.88	\$ 63,732.12	\$ 39,343.78	\$ -	
	Dept. of Justice	Body Worn Cameras	No	\$43,000	\$ 43,000.00	\$ 86,000.00	\$ 117,082.94	\$ 43,000.00		
	THSO Alcohol Saturation/Checkpoint Grant	Alcohol Saturation-2022	No	\$ 20,000.00	\$ -	\$ 20,000.00				
	HIDTA	Drug Task Force Overtime		\$ 18,000.00	\$ -	\$ 18,000.00				
	TDOT-Aeronautics	Airport Layout Plan		\$ 190,000.00	\$ 10,000.00	\$ 200,000.00	\$ 31,473.39	\$ 22,582.16		
	TDOT-Aeronautics	Airport Lighting Rehab		\$ 153,395.00	\$ 1,835.00	\$ 155,230.00	\$ 135,750.14	\$ 133,915.14		
	TDOT-TAP	Downtown Sidewalks/Lights		\$ 2,393,388.00	\$ 757,508.00	\$ 3,150,896.00				
	TDOT-Surface Trans	Northwest Connector 3		\$ 1,046,137.00	\$ 251,534.00		\$ 1,266,575.21	\$ 1,042,202.40		
	TDOT-Surface Trans	Northwest Connector 2		\$ 458,648.00	\$ 114,662.00	\$ 573,310.00	\$ 279,727.05	\$ 219,939.92		
	TDOT-Aeronautics	Obstruction Clearing	BIL Funds	\$ 116,090.00	\$ 6,110.00	\$ 122,200.00	\$ 122,000.00	\$ 122,000.00		
	TDOT-Aeronautics	Obstruction Clearing	NPE	\$ 230,850.00		\$ 230,850.00	\$ 223,550.00	\$ 223,550.00		
	TDOT-Aeronautics	Obstruction Clearing	State & Local Funds	\$ 315,145.00	\$ 22,375.00	\$ 337,520.00	\$ 281,233.83	\$ 281,233.83		
	TDOT-Aeronautics	Terminal Renovations		\$ 1,062,293.00	\$ 49,723.00	\$ 1,112,016.00	\$ 96,561.88	\$ 96,561.88		
	TDOT-Aeronautics	Operations Counting System		\$ 32,300.00	\$ 1,700.00	\$ 34,000.00	\$ 10,022.67	\$ 9,549.03		
	TDOT-Aeronautics	ARPA		\$ 3,494,987.87	\$ -	\$ -	\$ 348,747.68	\$ 3,494,987.87		
	TDOT-Aeronautics	Airport Maintenance 23-24		\$ 15,000.00	\$ -	\$ -	\$ 5,231.29	\$ 4,969.73		
	TDOT-Aeronautics	ACRGP		\$ 9,000.00	\$ -	\$ 9,000.00	\$ 9,000.00	\$ 9,000.00		
	TDOT-Aeronautics	ARPA-Airport		\$ 22,000.00		\$ 22,000.00	\$ 22,000.00	\$ 22,000.00		
	TDOT-Aeronautics	Whisper Aero Hangar		\$ 1,200,000.00	\$ -	\$ -	\$ 420,772.80	\$ 1,200,000.00		
	PE Partners	Property Conservation-Palace Cameras		\$ 2,500.00	\$ 1,250.00		\$ 2,500.00	\$ 1,250.00		
	TOTALS			\$ 9,611,015.31	\$ 1,215,320.44	\$ 4,276,998.88				