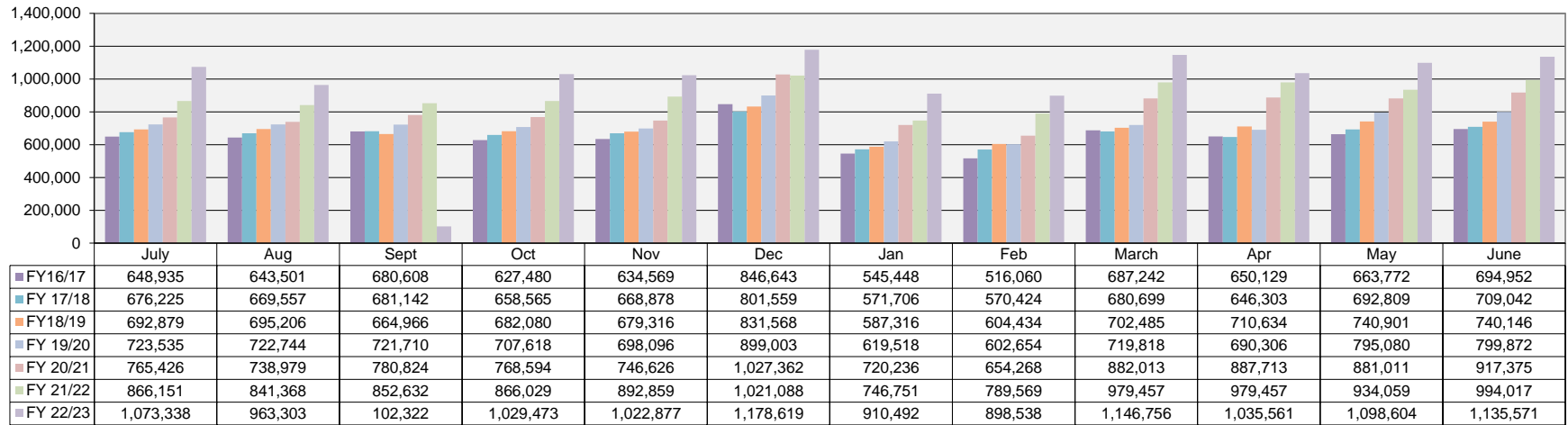
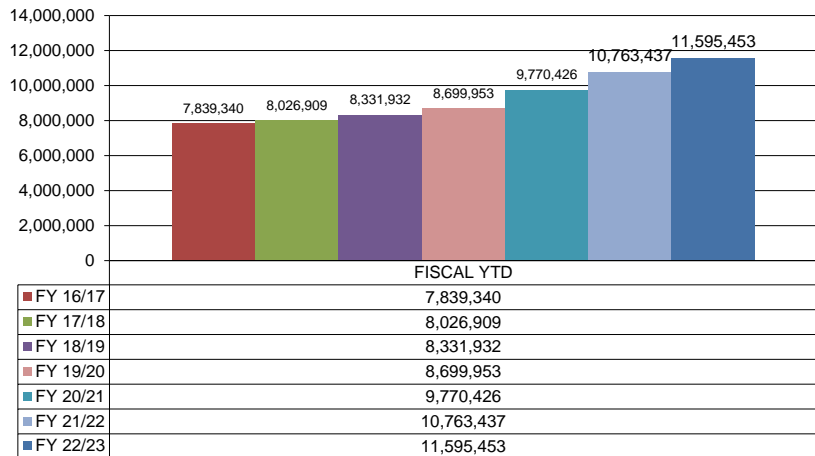


Sales Tax



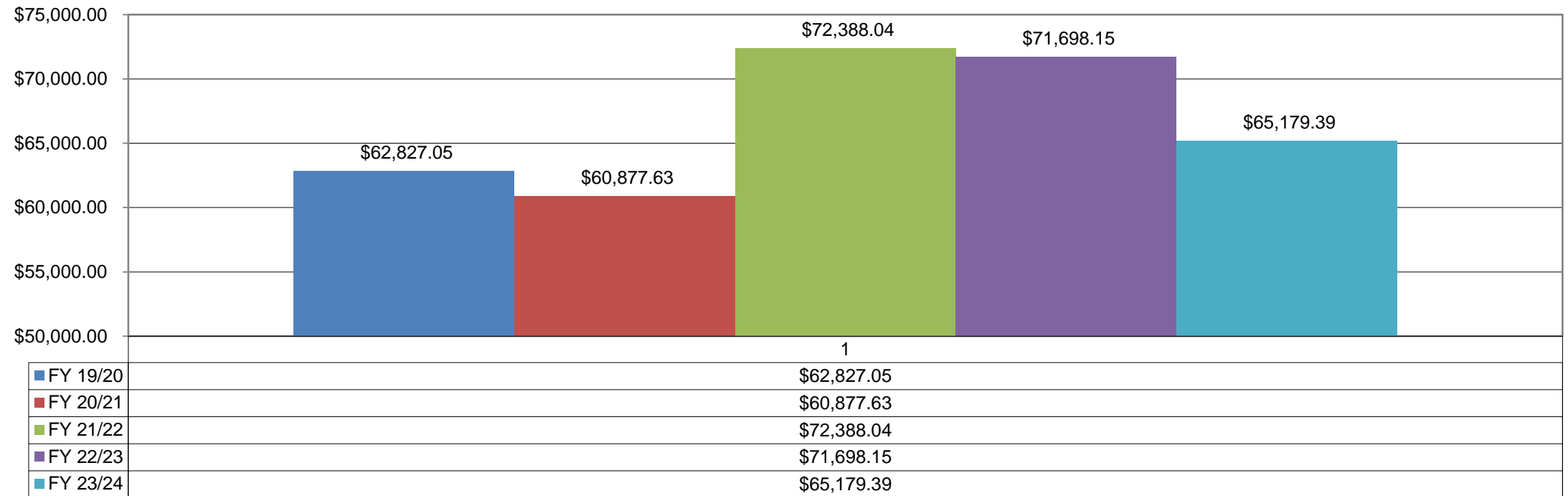
Sales Tax Revenue Year-to-Date



*COLLECTIONS IN THE CITY OF CROSSVILLE		\$	2,301,555.96
State of TN Cost of Administration	1.125%	\$	25,892.50
Net Collections (sent to Trustee's office)		\$	2,275,663.46
Local Option Out of State Distribution		\$	18,235.26
Trustee of Cumberland County	1%	\$	22,756.63
Net To Be Distributed		\$	2,271,142.08
CITY OF CROSSVILLE SPLIT			
Check to City of Crossville		\$	1,135,571.04
Check to Cumberland County Board of Education		\$	1,135,571.04

*Totals reported in August but actually collected in June

Wholesale Beer Tax Revenue Year To Date



- FY 19/20
- FY 20/21
- FY 21/22
- FY 22/23
- FY 23/24

1

\$62,827.05

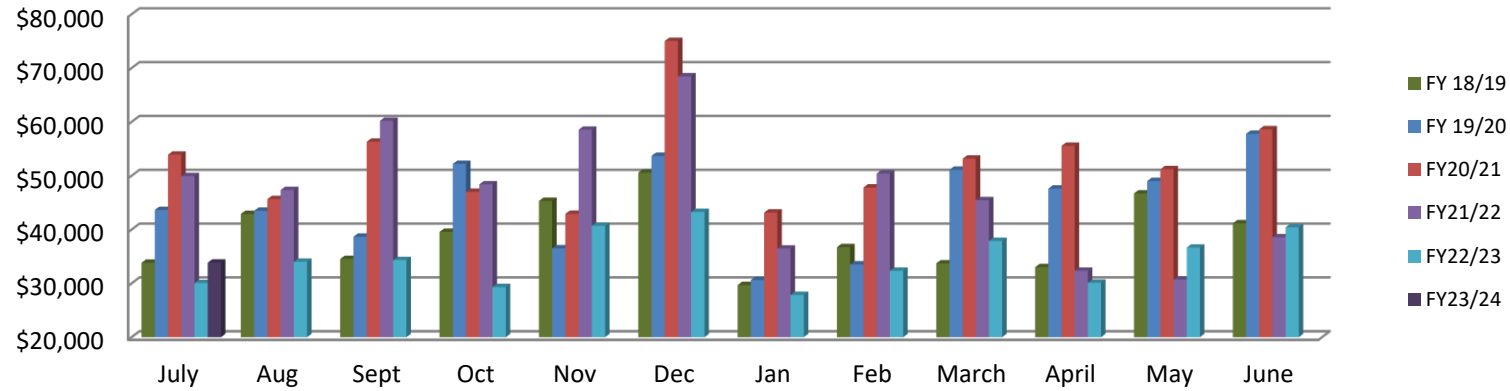
\$60,877.63

\$72,388.04

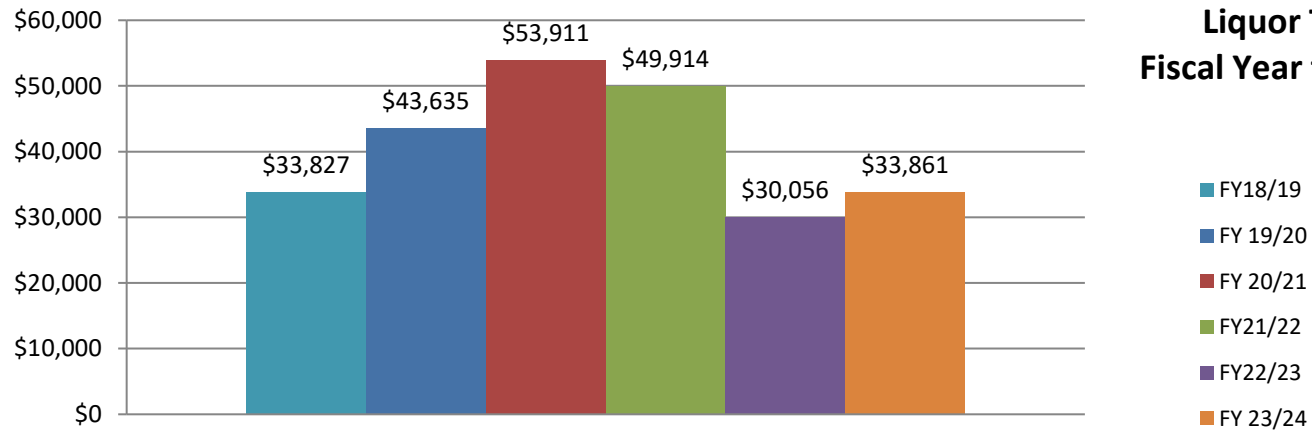
\$71,698.15

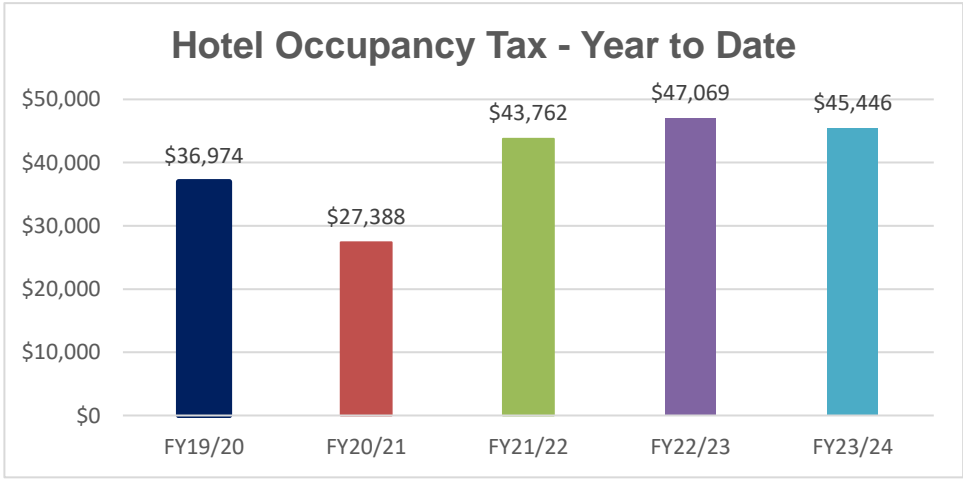
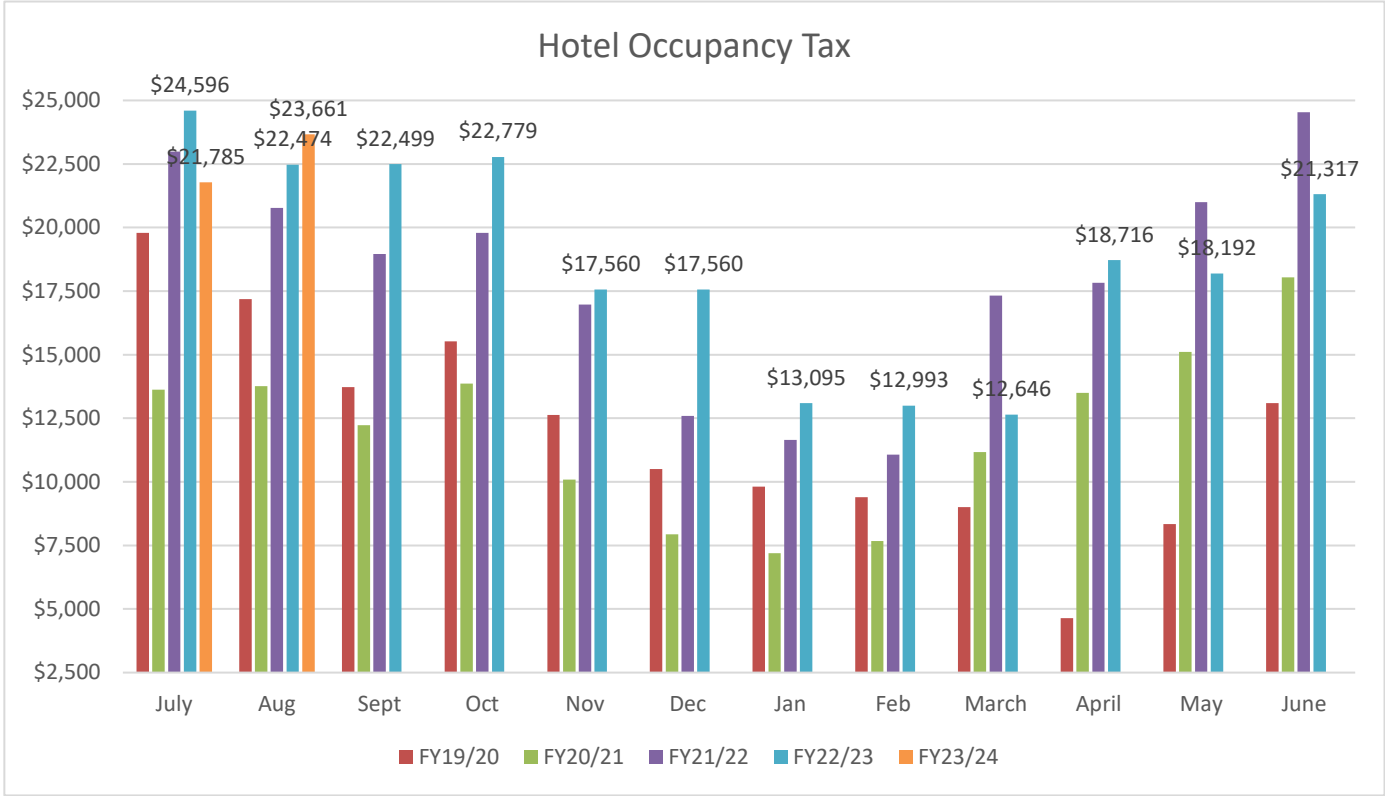
\$65,179.39

Liquor Income



Liquor Tax Fiscal Year to Date





Monthly Stats
August 2023

CITATIONS		OFFENSES		ARRESTS	
Texting while Driving	1	Burglary	3	Burglary	5
Speeding	9	Theft from Building	4	Viol. OP/Bond Conditions	2
Seatbelt Violation	6	Theft from Vehicle	5	Shoplifting	2
Viol. Of Open Container	1	Theft of Vehicle Parts	6	Assault	2
Ran Traffic Light	5	Theft All Other	11	Domestic Assault	5
Due Care	1	Fraud	7	Drug Violation	16
Registration Violation	16	Forgery	1	Drug Equipment	15
Light Law Violation	13	Shoplifting	3	Weapons Law Violation	4
Improper Use of Lane	2	Assault	3	Vandalism	3
Insurance Violation	9	Domestic Assault	1	DUI	13
		Embezzlement	1	Viol. Of Implied Consent	1
		Lost Property	3	DOR/DOS/No DL	13
		Drug Violation	1	Contraband into Jail	
		Death	5	Public Intoxication	21
		Drug Equipment	1	Criminal Trespass	5
		Vandalism	6	Criminal Impersonation	1
		Child Pornography	1	Reckless Endangerment	1
		Dog Bite	1	Embezzlement	1
		Overdose	2	Tampering with Evidence	2
		Vehicle Theft	6	Warrant	40
		Missing Person	1	Evading/Resisting Arrest	3
		Recovery	2	Sex Offender Violation	1
		Runaway	3	Disorderly Conduct	1
		Weapons Law Violation	1	Arson	1
		Robbery	1	Sexual Explotation of Minor	1
		Coin Operated Theft	1	Patronizing Prostitution	1
				Poss. Burglary Tools	1
TOTAL	63	TOTAL	80	TOTAL	161
SPEED WARNINGS	5	JUVENILE ARRESTS		TOTAL CALLS	2446
WARNINGS	15	Runaway	5	ANIMAL CONTROL CALLS	53
JUVENILE CITATIONS		Vaping Violation	18	ACCIDENTS	
Light Law Violation	1	Assault	14	Fatality	0
Insurance Violation	1	Assault on Officer	3	With Injury	14
		Resisting Arrest	1	Without Injury	19
		Hit & Run	1	Minor	90
TOTAL	2	TOTAL	42	TOTAL	123

* Provided traffic and crowd control for Friday at the Crossroads on August 3rd.

* Provided security and crowd control for the Cumberland County Fair August 14th-19th.

* Provided traffic and crowd control for the Cruise In on August 26th.



CROSSVILLE POLICE DEPARTMENT

STAT COMPARISONS

AUG 2023 TOTAL CALLS - 2,446

JULY 2,449 YEAR TO DATE - 17,309

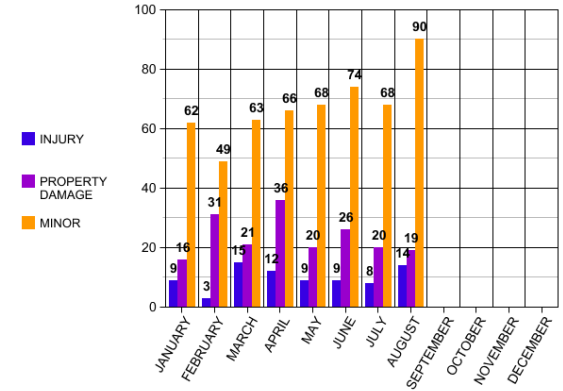
SPECIAL EVENTS

Friday @ Crossroads

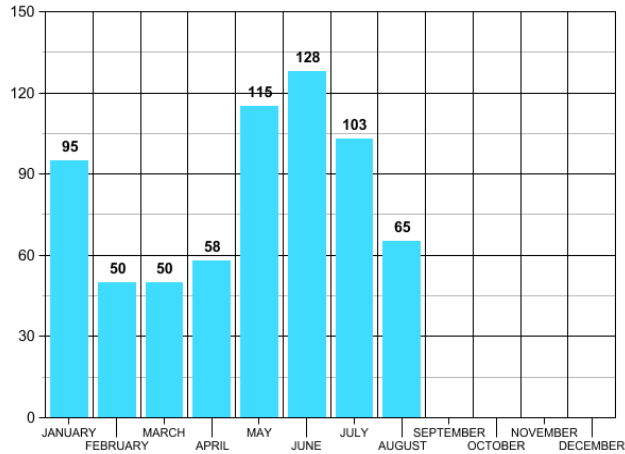
Cumb Co Fair

Cruise In

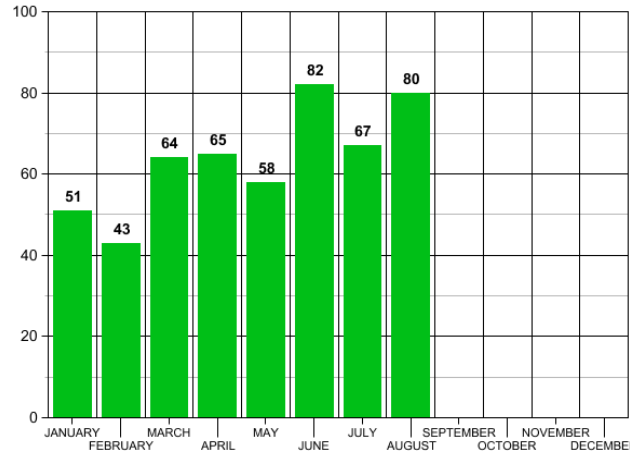
TOTAL MONTHLY ACCIDENTS



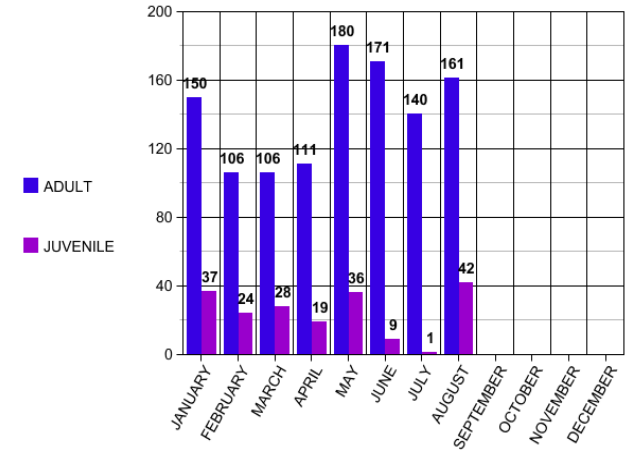
TOTAL MONTHLY CITATIONS



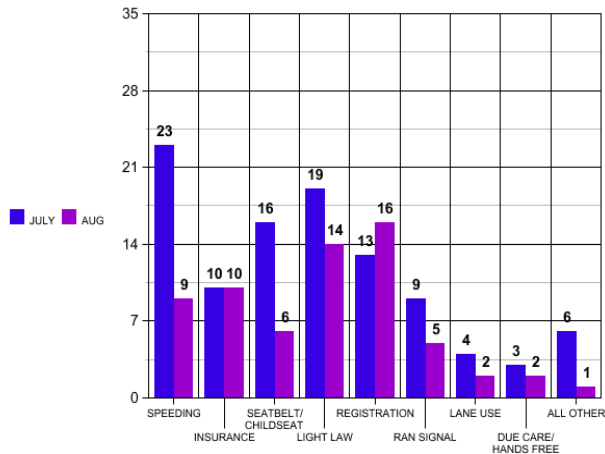
TOTAL MONTHLY OFFENSES



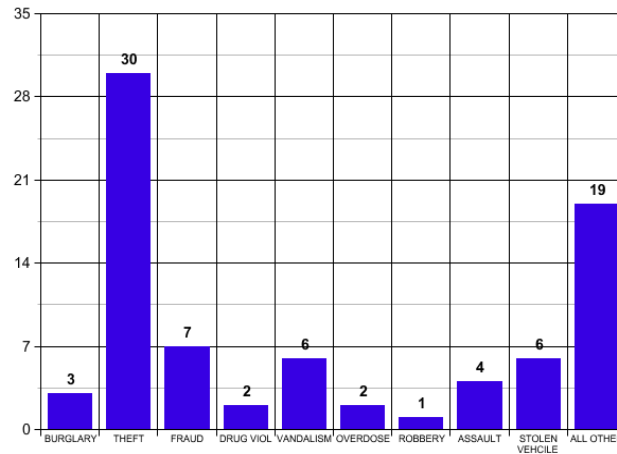
TOTAL MONTHLY ARREST



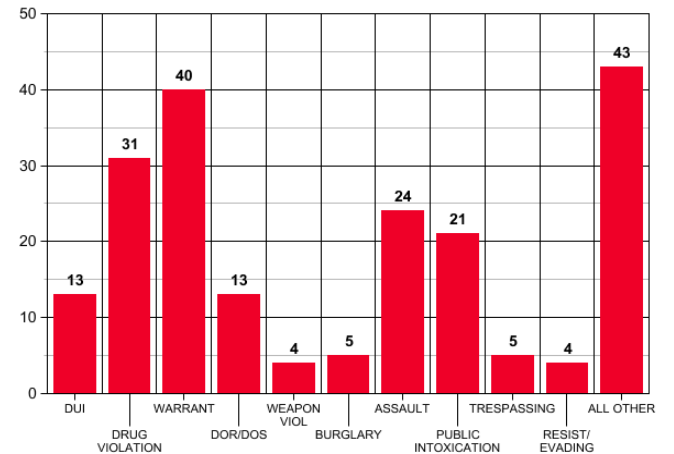
PREVIOUS MONTH CITATION COMPARISON



OFFENSE BY CATEGORY



ARREST BY CATEGORY



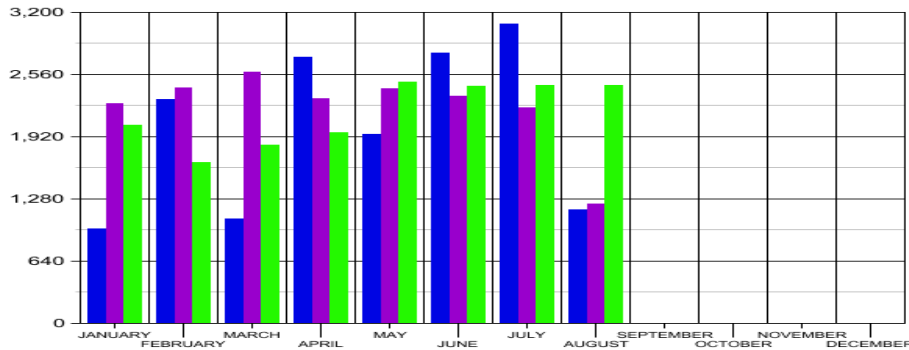


CROSSVILLE POLICE DEPARTMENT STAT COMPARISONS

YEAR TO YEAR— JAN 2023

■ ■ ■
2021 **2022** **2023**

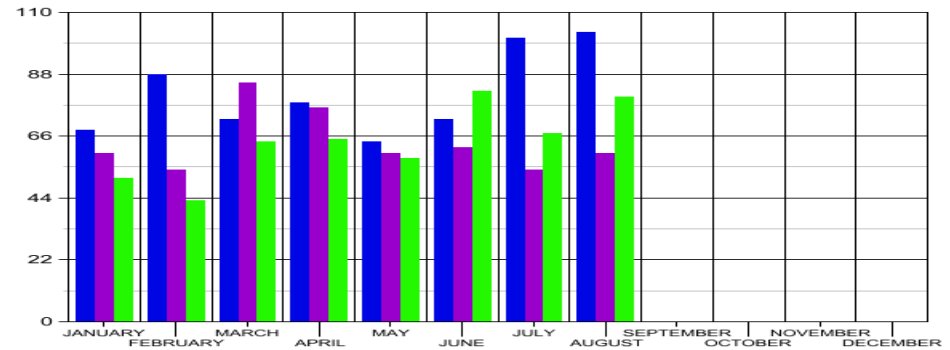
TOTAL CALLS



CALLS

2021—16,132 2022—17,714 2023—17,309

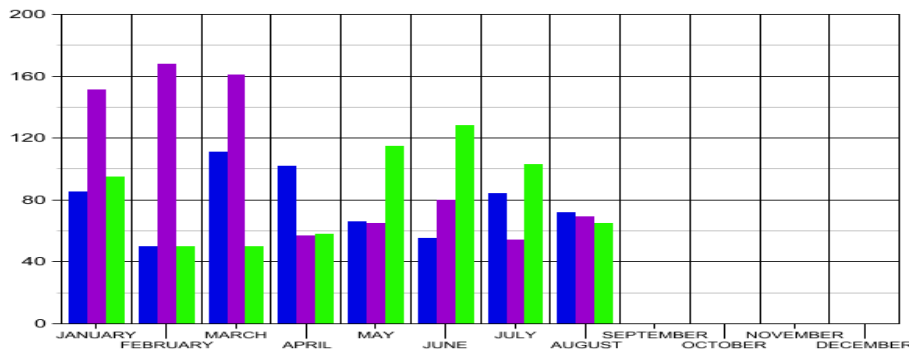
TOTAL OFFENSES



OFFENSES

2021—646 2022—512 2023—510

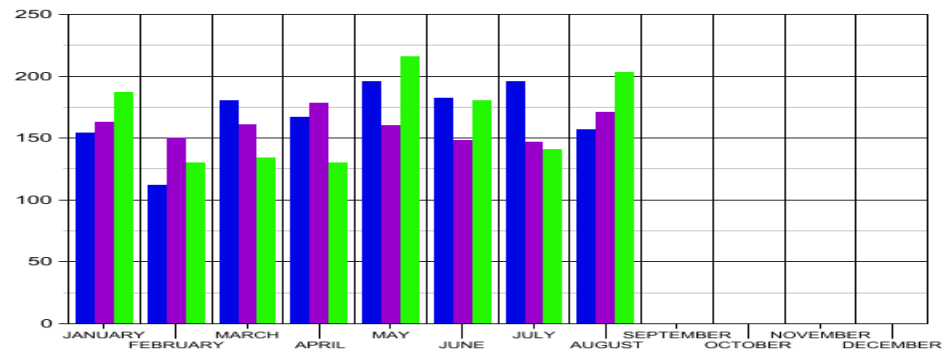
TOTAL CITATIONS



CITATIONS

2021—625 2022—805 2023—664

TOTAL ARREST



ARREST

2021—1,344 2022—1,278 2023—1,321

Crossville Fire Dept.

Crossville, TN

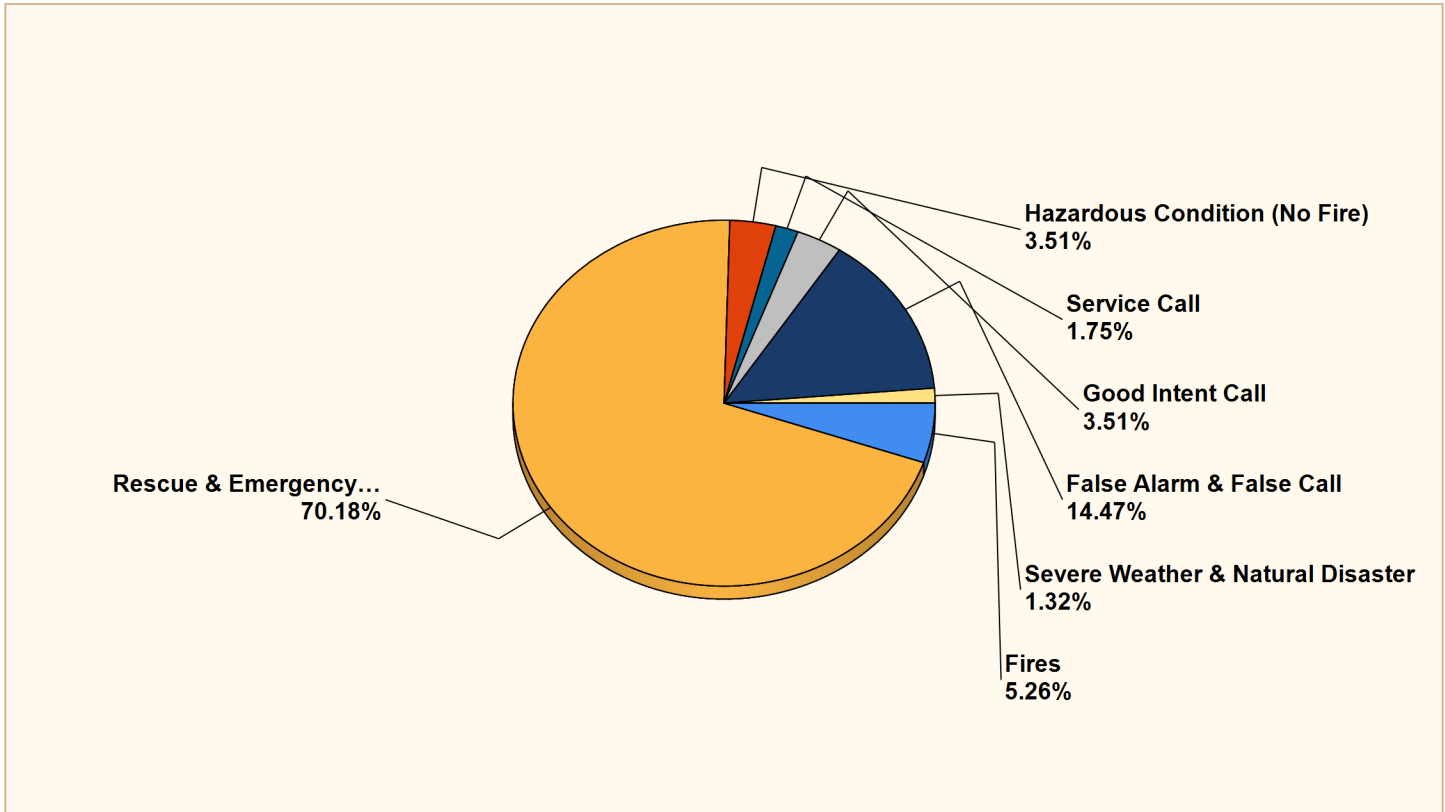
This report was generated on 9/1/2023 7:52:19 AM

CROSSVILLE



Breakdown by Major Incident Types for Date Range

Zone(s): All Zones | Start Date: 08/01/2023 | End Date: 08/31/2023



MAJOR INCIDENT TYPE	# INCIDENTS	% of TOTAL
Fires	12	5.26%
Rescue & Emergency Medical Service	160	70.18%
Hazardous Condition (No Fire)	8	3.51%
Service Call	4	1.75%
Good Intent Call	8	3.51%
False Alarm & False Call	33	14.47%
Severe Weather & Natural Disaster	3	1.32%
TOTAL	228	100%

Only REVIEWED and/or LOCKED IMPORTED incidents are included. Summary results for a major incident type are not displayed if the count is zero.



Detailed Breakdown by Incident Type

INCIDENT TYPE	# INCIDENTS	% of TOTAL
111 - Building fire	5	2.19%
113 - Cooking fire, confined to container	1	0.44%
116 - Fuel burner/boiler malfunction, fire confined	1	0.44%
131 - Passenger vehicle fire	2	0.88%
140 - Natural vegetation fire, other	1	0.44%
150 - Outside rubbish fire, other	2	0.88%
311 - Medical assist, assist EMS crew	2	0.88%
320 - Emergency medical service, other	1	0.44%
321 - EMS call, excluding vehicle accident with injury	135	59.21%
322 - Motor vehicle accident with injuries	17	7.46%
324 - Motor vehicle accident with no injuries.	4	1.75%
341 - Search for person on land	1	0.44%
400 - Hazardous condition, other	1	0.44%
411 - Gasoline or other flammable liquid spill	1	0.44%
412 - Gas leak (natural gas or LPG)	2	0.88%
424 - Carbon monoxide incident	1	0.44%
444 - Power line down	3	1.32%
520 - Water problem, other	1	0.44%
551 - Assist police or other governmental agency	1	0.44%
561 - Unauthorized burning	2	0.88%
600 - Good intent call, other	2	0.88%
611 - Dispatched & cancelled en route	5	2.19%
631 - Authorized controlled burning	1	0.44%
700 - False alarm or false call, other	7	3.07%
733 - Smoke detector activation due to malfunction	1	0.44%
735 - Alarm system sounded due to malfunction	1	0.44%
743 - Smoke detector activation, no fire - unintentional	2	0.88%
744 - Detector activation, no fire - unintentional	1	0.44%
745 - Alarm system activation, no fire - unintentional	21	9.21%
813 - Wind storm, tornado/hurricane assessment	3	1.32%
TOTAL INCIDENTS:	228	100%



Total burn permits August 2023
145

Jennifer Hall

Only REVIEWED and/or LOCKED IMPORTED incidents are included. Summary results for a major incident type are not displayed if the count is zero.



Crossville Fire Dept.

Crossville, TN

This report was generated on 9/1/2023 7:51:16 AM

CROSSVILLE



Daily Log Items per Activity Code for Date Range with Personnel

Activity Codes: Water Log - Commercial Water Log | Start Date: 08/01/2023 | End Date: 08/31/2023

Water Log - Commercial Water Log

START DATE	END DATE	DURATION (hh:mm)	STATION	APPARATUS	PERSONNEL	NOTES
08/01/2023 08:25:00	08/01/2023 08:25:00	0:00	ST1 - CFD Station 1		Hall, Jennifer A	Structure Fire : 165 Methodist Campground Loop approx 6000 gallon of water used
08/07/2023 09:51:00	08/07/2023 09:51:00	0:00			Blaylock, Gary Jr	Twin K Construction Inc. 300 Gal
08/14/2023 13:41:00	08/14/2023 13:41:00	0:00			Blaylock, Gary Jr	Eliza Meadow 526 Arnolds Way 200 gals
08/14/2023 16:50:00					Tinch, Richard	Eliza Meadows Arnold's Way 200 gal.
08/16/2023 09:05:00	08/16/2023 09:05:00	0:00			Blaylock, Gary Jr	Walker Construction 900 Gal
08/18/2023 12:42:00	08/18/2023 12:42:00	0:00			Blaylock, Gary Jr	Twin K Construction Inc. 500 gal
08/21/2023 16:42:00					Tinch, Richard	Rogers Group 400 gal
08/22/2023 15:47:00	08/22/2023 15:47:00	0:00			Blaylock, Gary Jr	Twin K Construction Inc. 300 Gal
08/23/2023 17:45:00					Tinch, Richard	Roger's Group 500 gal
08/24/2023 06:13:00	08/24/2023 06:13:00	0:00			Connell , Jeff	Rodgers group 400 gallon
08/24/2023 18:42:00	08/24/2023 18:42:00	0:00			Smith , Thomas	Rodgers Group 400 gal Start 598100 end598500
08/26/2023 06:12:00	08/28/2023 06:12:00	48:00	ST1 - CFD Station 1		Hall, Jennifer A	1009 COOK RD STRUCTURE FIRE USED 40 GALLON OF WATER
08/28/2023 16:58:00	08/28/2023 16:58:00	0:00			Blaylock, Gary Jr	Ironwoods Construction 1468 Baier Rd, Crossville, Tn 38571 1000 gallons
08/30/2023 18:25:00	08/30/2023 18:25:00	0:00			Kemmer, Todd	Roger's group 604.4 605.7
08/30/2023 20:15:00	08/30/2023 20:15:00	0:00			Kemmer, Todd	Rogers Group 500 Gallons water
08/30/2023 22:00:00	08/30/2023 22:00:00	0:00			Kemmer, Todd	Rogers Group 600 Gallons water
08/31/2023 16:00:00	08/31/2023 16:00:00	0:00			Blaylock, Gary Jr	Ironwood Construction 1468 Baier Rd, Crossville, Tn, 38571 1100 Gallons

Total Items: 17

Grand Total Items: 17

Displays all Daily Log Items with personnel list for DATE RANGE and ACTIVITY CODE, grouped by Activity Code



emergencyreporting.com

Doc Id: 1668

Page # 1 of 1

	Consumption	Water loss - flushing	Water loss - leaks	Water loss-fire fighting	Total Internal Use	Unaccounted-for Water	Pumped Water	LOSS %
2022								
January	96,480,200	81,734	1,193,520	26,300	1,301,554	19,108,113	116,889,867	16%
February	85,713,300	90,186	6,599,655	18,800	6,708,641	8,226,759	100,648,700	8%
March	99,417,600	50,686	1,768,173	6,250	1,825,109	7,587,191	108,829,900	7%
April	91,940,100	532,444	1,085,494	29,850	1,647,788	14,340,712	107,928,600	13%
May	92,160,900	272,159	5,094,446	1,450	5,368,055	29,512,045	127,041,000	23%
June	102,704,000	287,416	3,408,224	19,600	3,715,240	27,613,460	134,032,700	21%
July	103,880,600	235,854	5,925,760	18,000	6,179,614	18,664,386	128,724,600	14%
August	97,180,200	79,705	3,369,885	12,700	3,462,291	29,121,510	129,764,000	22%
September	102,751,500	231,605	7,626,998	13,975	7,872,578	10,362,922	120,987,000	9%
October	95,489,200	278,513	2,484,770	318,545	3,081,828	9,971,462	108,542,490	9%
November	95,833,300	412,792	4,738,060	17,350	5,168,202	16,381,098	117,382,600	14%
December	89,122,200	162,695	2,323,086	8,800	2,494,581	35,381,219	126,998,000	28%
2023								
January	97,204,700	1,029,288	158,994	1,350	1,189,632	23,639,568	122,033,900	19%
February	99,352,300	280,135	929,232	53,200	1,262,567	7,113,733	107,728,600	7%
March	81,619,500	593,713	2,016,336	500	2,610,549	36,473,251	120,703,300	30%
April	81,438,000	296,889	851,118	6,700	1,154,707	38,405,193	120,997,900	32%
May	94,928,100	323,566	1,962,690	10,200	2,296,456	30,542,044	127,766,600	24%
June	101,422,500	212,007	960,264	27,800	1,200,071	28,538,929	131,161,500	22%
July	99,325,500	28,940	724,620	13,150	766,710	35,603,190	135,695,400	26%
August	105,482,100	788,301	2,702,814	13,140	3,504,255	26,023,945	135,010,300	19%
September								
October								
November								
December								
TOTAL:								
6 mos	564,215,700	2,243,417	9,217,842	71,490	11,532,749	195,586,551	771,335,000	25%
12 mos	1,143,968,900	4,638,446	27,478,982	484,710	32,602,138	298,436,552	1,475,007,590	20%

Utility Maintenance

Aug-23
Monthly Report

<u>Locations:</u>	397
-------------------	-----

<u>Backflows Tested:</u>	47
--------------------------	----

<u>Grinder Pumps Sold:</u>	6
----------------------------	---

<u>Preliminary Inspections:</u>	5
---------------------------------	---

<u>Final Inspections:</u>	3
---------------------------	---

<u>Replacement Pumps</u>	4
--------------------------	---

<u>Grinder Pumps Repairs</u>	28
------------------------------	----

<u>Meter:</u>	Turn-Ons	30
	Turn-Offs	16
	Occupant Changes	58
	Reinstates	36
	Checks, Replacement, Repair	16
	Water Taps	13
	Main Line Leaks	2
	Service Repairs	4

<u>Total Water Loss:</u>	744,546.2 gallons
--------------------------	-------------------

<u>Sewer Taps</u>	11
-------------------	----

<u>Sewer Line Repairs</u>	6
---------------------------	---

<u>Graves</u>	8
---------------	---

<u>Pipe Installed</u>	103' of 3/4" copper
	11' of 1" copper
	7' of 6" PVC
	0' 12" PVC
	6' 2" PVC
	0 of 4" pvc
	0 of 3/4 PVC
	0 of 1" PVC
	0 of 4" HDPE
	0' of 2" HDPE
	0' of 10" pvc

Monthly Summary

Replaced approximate eiy 16 3/4
water meters due to meter or AMR malfunctioning
Read meters, Did service orders and customer complaints
Tested 47 backflows devices
done dead end line flushing
relocation project on Livingston hwy
finished up and put water lines back in service on West Ave. for TDOT culvert project

Water leaks repaired:

211 Tomlon Road
corner of Phyllis and Hillcrest
corner of Taylor ave and Hermans lane
1954 Tennessee ave.
Blackberry ln. and Hwy 70
164 Mimosa lane

Water Taps:

82 Broadleaf Place L. 10
141 Myrtle ave. 101
141 Myrtle ave. 102
285 Mimosa Lane
787 Peach Tree drive
2134 Lantana Road
81 Skyview Meadow Drive
87 Skyview Meadow Drive
97 Skyview Meadow Drive
102 Skyview Meadow Drive
121 Skyview Meadow Drive
222 Central Avenue
120 Copper Point L.19

Sewer Taps

82 Broadleaf Place L.10
139 Willow Ridge Drive L.25
335 Bobwhite Drive
Stoneview Subdivision
2134 Lantana Road
81 Skyview Meadow Drive

87 Skyview Meadow Drive
97 Skyview Meadow Drive
102 Skyview Meadow Drive
121 Skyview Meadow Drive
222 Central Avenue

Sewer Line Repairs:

1364 Interstate Drive

129 Fawn Loop

Cotton Patch

corner of North Main st. and Northside Drive
Hwy 127 North
corner of Old Jamestown hwy and Interstate Drive

Grinder pump finals

975 Mockingbird Drive

603 Holly Tree Drive

293 Dayton Avenue

Grave Services

James Otis Jeffers

Syble Marie Nichols

Arnold Edward Wilson III

Anna Jean Isham

Travis Lloyd Houston

Frank Rector

Deborah Pigg

Geraldine Smiddie

Next Months Forecast

Replace AMR meters & ERTs as needed

Do water & sewer taps & graves

Repair Grinder pumps & cleanings & maint. checks

Test Backflows

Hydrant testing and/or maintenance

Catch up taps when meters and yokes arrive

Install sewer line extension on Goose Point in Deercreek

CATOOSA DEPARTMENT
WATER LOST
AUGUST 2023

MASTER PUMPS	WATER PURCHASED		
70-NORTH	15,194,680		
127 HWY	11,463,284		
GENESIS	8,369,600		
62 HWY	0		
TOTAL	35,027,564		
	WATER SOLD		
MASTER PUMP TOTALS	35,027,564		
LESS CUSTOMERS	23,939,000		
LESS 200 ACCOUNTS	5,477,800		
	5,610,764	% of Loss	16%
FIRE DEPARTMENT			
TANK CLEANING & FILLING	-		
METERED FILLING			
METERED FLUSHING	345,019		
UNMETERED FLUSHING	72,770		
UNMETERED LEAK	2,328,780		
BILL ADJUSTMENTS			
METERED LEAKS			
BULK SALES			
TOTAL	2,864,195	Total % Loss	8%

August 2023 Tournament Recap:

Slow pitch: 412 rooms

USSSA State Tournament - Darrell Austin

August 12th and 13th: 23 teams

WSL State Tournament 1 - Karli Threet and Cory Williams

August 19th & 20th - 30 teams

WSL State Tournament 2 - Karli Three and Cory Williams

August 26th and 27th - 37 teams

Josh Brewer and Randy Woody

August 26th -- 8u Baseball

Rogue Invitational

Upper Cumberland Teams: Cookeville, Crossville, Sparta, Monterey, Murfreesboro

412 hotel rooms this month alone. We see an uptick in rooms and additional money coming into Crossville during the months of July and August. This time of the year is when we see our bigger tournaments!

Permits Break Down Report

	City & County Mechanical	City & County Plumbing	City Commercial	City Residential	County Commercial	County Residential	House Moving	Land Disturbance Permits	Sign	Total Permits	County Fees Paid	City Fees Paid	Total Fees Paid
July 2023	28	34	1	7	0	28	1	0	7	106	\$30,689.00	\$5,534.00	\$36,223.00
August 2023	27	35	6	9	2	29	0	3	4	115	\$35,004.00	\$9,239.00	\$44,243.00
Total	55	69	7	16	2	57	1	3	11	221	\$65,693.00	\$14,773.00	\$80,466.00

Engineering Projects Report September 6, 2023

Project	Current Status	Dates
TDOT 127 South Utility Relocation	The Contractor has almost completed relocating the City's utilities and is in the process of moving services from the old main lines to the new main lines.	Target Completion Date June 30, 2024
TDOT 127 North Utility Relocation Section 1	The utilities for this project are 94% financially complete as of June 21st. The Contractor continues in testing the waterlines and is moving services over to the new line. Updated information was not available for the date of this report.	Target Completion Date June 30, 2025
TDOT 127 North Utility Relocation Section 4 (Fentress Cumberland County Line)	The portion of this project that is the City's water utility relocation is complete and a final punch list will be created after the road work is completed.	Target Completion Date August 31, 2026
TDOT 127 North Utility Relocation Section 2	A utility deconfliction meeting was held August 2nd 2022 and the City was informed by TDOT that the bid letting will be moved to 2025.	Bid Letting December 8, 2023
TDOT 127 North Utility Relocation Section 3	A utility deconfliction meeting was held August 2nd 2022 and the City was informed by TDOT that the bid letting will be moved to 2025.	Bid Letting December 8, 2023
Northwest Connector Phase 3	The utilities for this project are complete with the exception of final clean up and regrading a sewer line along Genesis.	Total Completion Date July 21, 2023 Finish from Genesis To Stout May 31, 2022
Northwest Connector Phase 2	The City has completed the acquisitions and TDOT is reviewing the right of way documents.	Tentative Bid Letting 2023
Downtown Sidewalks	TDOT is performing a final review. The next step will be bidding the project.	
Old Lantana Road, County Seat and Southbend Waterline Replacement	The City has reviewed the plans and the Engineer is revising the plans. A construction start date will be established once the easements are acquired.	
Bridges for Trails at Meadow Park Quail Hollow Court	The bridge will be delivered September 11. The Exhibit "A" document required for the sale of the property will be updated when the Airport Layout Plan is updated.	
Main Street and Lantana Traffic Signal Replacement	The Contractor has completed the pole foundations and all underground conduit work. The Contractor will be back in September to set the poles. The current delivery schedule for materials will extend the completion of this project to December of 2023. A change order is on the agenda for a time extension and a reduced contract cost due to changing the lighted road signs to regular road signs.	Completion date June 5, 2023
Fourth Street and West Avenue Traffic Signal Replacement	The City has received a draft set of ROW plans. A utility coordination meeting is forthcoming. This project has low priorities because the City will not have STP funds to fund construction for three to five years.	
Meadow Park Water Filtration Plant Sewer Project	The Engineer has created the exhibits for the easements. The City is in the process of acquiring the easements.	Schedule will be forthcoming
Raw Water Study (Meadow Park Lake Expansion)	The Engineers updated the Council at the August work session and the engineering contract with the next steps has been executed.	
Airport Obstruction Removal	The contractor has started the punch list items which is trimming about 40 trees.	
Underwood Street Sidewalk	Acquisition documents have been turned over to the City Attorney so that City Staff can negotiate the acquisitions.	
Tulip Drive Sewer Installation Airport ALP	The plans are complete and the City is awaiting the payment of the fees. The operations data collection has been completed and the data shows that the width of the runway is justified at a width of 75 feet. The Engineer has submitted an updated schedule which projects this project to be completed in April 2024.	
Industrial Blvd and Highway 127 Intersection Waterline Rehab	The Main Street road bore and end connections is the remaining work for this project.	Completion date June 3, 2023
TDOT SR 1 Highway 70 Bridge Replacement (Sparta Highway) Utility Relocation	The contractor will start September 11th and will have the road closed for thirteen months.	Bid Letting December 9, 2022
TDOT SR 24 Highway 70 North Bridge Replacement Utility Relocation	The Engineer is developing the utility relocation plan. TDOT is working out clearance issues with TVA lines and this project's timeline will grow.	Bid Letting August 19, 2022 DELAYED
CoLinx Fire Pump and Tank System	The line has been capped and the tank and pump have been disconnected from the fire system. The city will start the demolition of the pump building in the coming months.	
Little Obed Pedestrian Bridge	The City was not selected for the CDBG grant last year and the City is reapplying.	
Airport PAPI Replacement	The FAA flight check has been completed and we have not received the results.	Completion date December 14, 2022
Earnest Neal Road Waterline Extension	The fees have been paid and the plans have been approved by TDEC.	
Meadow Park Kayak Launch	This project is complete	
Site Construction for Airport Box Hangars	The permit has been modified to contain coverage for the 80 x 80 Hangar and the four 60 x 60 hangars. The Street Department has finished the 80 x80 pad. The Contractor working on the Whisper Aero hangar will start foundation in the next couple of weeks.	
Truck Route	A kick off meeting is scheduled this month.	
Hilltoppers Paved Trail Extension	The Contractor has completed the paving and the sealcoating of the parking lot is about 90% complete.	
Airport Terminal Building	A preconstruction has been held. The Contractor is obtaining his bonds for the execution of the contract.	
TDOT West Avenue Drainage Repair and Paving	The water line installation is complete. TDOT is acquiring right of way for the headwall installation.	
Goose Point Sewer Extension	The fees have been paid and the plans have been submitted to TDEC for approval.	
Ramey Road Sewer Extension	The plans have been approved by TDEC and two easements have been acquired. We are awaiting on a construction start date.	
City Hall Roof Upgrade	The Contractor has completed the roof and the metal trim is remaining.	
Demolition and removal of Buildings on Ford Property	The asbestos survey has been completed and the removal of the asbestos from the survey building and the McGinnis building will be discussed with TDEC and we will decide on the means of removal.	
ARPA Sewer I&I Project.	All preliminary inspection has been completed and the Engineers are working on finalizing the plans.	
Creston Road ARPA Waterline Project	The contract has been executed.	
East Ridge Sewer Extension	The developer has paid the fees and the Engineering Department is developing the plans for submittal to TDEC.	
Private Developments		
The Gardens Phase 8 Plat 3	All roads, water and sewer are complete. The stormwater retention structures have not been completed and the City is holding a financial guarantee for this work.	
The Gardens Phase 8 Plat 4A	All roads, water and sewer are complete. The stormwater retention structures have not been completed and the City is holding a financial guarantee for this work.	
Sky View Meadow Subdivision Phase 2 & 3	All roads, water and sewer are complete. The stormwater retention structures have not been completed and the City is holding a financial guarantee for this work.	

6 Months interest in December and May

Principal payment in May

				6/30/2022	Due		6/30/2023
				LOAN	May	INTEREST	LOAN
				<u>BALANCE</u>	<u>PAYMENT</u>	<u>PAYMENT</u>	<u>BALANCE</u>
	<u>PAY</u>	<u>INT</u>					
	<u>OUT</u>	<u>RATE</u>					
GENERAL FUND							
E-911		2024 Variable		\$ 130,000	\$ 130,000	\$ 5,800	\$ -
2020 Series A1 Bonds	2021	2037	4.00%	\$ 3,905,000	\$ 55,000	\$ 87,250	\$ 3,850,000
2020 Series B Bonds	2021	2028	4.27%	\$ 1,650,000	\$ 270,000	\$ 19,690	\$ 1,380,000
2020 Series A2 Bonds	2021	2037	3.00%	\$ 1,105,000	\$ 60,000	\$ 24,000	\$ 1,045,000
				\$ -	\$ -	\$ -	\$ -
				<u>\$ 6,790,000</u>	<u>\$ 515,000</u>	<u>\$ 136,740</u>	<u>\$ 6,275,000</u>

Water & Sewer Fund

2020 Series C Bonds	0.80534	2050	4.00%	\$ 29,360,000	\$ 560,000	\$ 681,966	\$ 28,800,000
Catoosa's Share	0.19466			\$ 5,715,218	\$ 109,010	\$ 132,752	\$ 5,606,208
				\$ 23,644,782	\$ 450,990	\$ 549,214	\$ 23,193,792
2020 Sries D Bonds		2027	4.19%	\$ 1,030,000	\$ 205,000	\$ 11,102	\$ 825,000
				<u>\$ 24,674,782</u>	<u>\$ 655,990</u>	<u>\$ 560,316</u>	<u>\$ 24,018,792</u>

CATOOSA

2020 Series C Bonds		2050	4.00%	\$ 5,715,218	\$ 109,010	\$ 132,752	\$ 5,606,208		
5/20/2021 RUD Plateau tank	40 yrs	2021	2061	1.75	\$ 873,174	\$ 15,818	\$ 15,154	\$ 857,355	mnth pmnt
4/11/2022 RUD Plateau tank	40	2061	1.5	\$ 307,519	\$ 5,722	\$ 4,574	\$ 301,796	mnth pmnt	
				<u>\$ 6,588,392</u>	<u>\$ 124,828</u>	<u>\$ 147,906</u>	<u>\$ 6,463,563</u>		

TOTALS (WATER & SEWER FUND)

\$ 31,263,174 \$ 780,818 \$ 708,222 \$ 30,482,355

TOTAL ALL FUNDS

\$ 38,053,174 \$ 1,295,818 \$ 844,962 \$ 36,757,355

CITY OF CROSSVILLE
CURRENT GRANTS/PROJECTS

GENERAL FUND

	Grant Agency	Project	Amount			Money	Money	To Be
			Grant	Local	Total	Spent	Received	Received
	AWARDED:							
	Dept. of Justice	Bulletproof vests	\$ 36,781.44	\$ 36,781.44	\$ 73,562.88	\$ 63,732.12	\$ 36,793.78	\$ 2,550.00
	Dept. of Justice	Body Worn Cameras	\$43,000	\$ 43,000.00	\$ 86,000.00	\$ 117,082.94	\$ 43,000.00	
	THSO Alcohol Saturation/Checkpoint Grant	Alcohol Saturation-2022	\$ 20,000.00	\$ -	\$ 20,000.00			
	HIDTA	Drug Task Force Overtime	\$ 18,000.00	\$ -	\$ 18,000.00			
	TDOT-Aeronautics	Airport Layout Plan	\$ 190,000.00	\$ 10,000.00	\$ 200,000.00	\$ 28,492.59	\$ 19,601.36	
	TDOT-Aeronautics	Airport Lighting Rehab	\$ 153,395.00	\$ 1,835.00	\$ 155,230.00	\$ 135,750.14	\$ 124,118.15	\$ 9,796.99
	TDOT-TAP	Downtown Sidewalks/Lights	\$ 1,299,651.36	\$ 324,912.84	\$ 1,624,564.20			
	TDOT-Surface Trans	Northwest Connector 3	\$ 1,046,137.00	\$ 251,534.00		\$ 1,266,575.21	\$ 1,013,260.17	
	TDOT-Surface Trans	Northwest Connector 2	\$ 458,648.00	\$ 114,662.00	\$ 573,310.00	\$ 237,226.03	\$ 189,780.82	
	TDOT-Aeronautics	Obstruction Clearing	\$ 116,090.00	\$ 6,110.00	\$ 122,000.00	\$ 122,000.00		\$ 122,000.00
	TDOT-Aeronautics	Obstruction Clearing	\$ 212,650.00		\$ 212,650.00	\$ 212,650.00	\$ 212,650.00	
	TDOT-Aeronautics	Obstruction Clearing	\$ 309,035.00	\$ 16,265.00	\$ 325,300.00	\$ 237,115.05	\$ 237,115.05	
	TDOT-Aeronautics	Design Terminal Renovations	\$ 78,940.00	\$ 3,160.00	\$ 82,100.00	\$ 82,050.00	\$ 82,050.00	
	TDOT-Aeronautics	Operations Counting System	\$ 32,300.00	\$ 1,700.00	\$ 34,000.00	\$ 10,022.67	\$ 9,549.03	
	TDOT-Aeronautics	ARPA	\$ 3,494,987.87	\$ -	\$ -	\$ 348,747.68	\$ 3,494,987.87	
	TDOT-Aeronautics	Airport Maintenance 22-23	\$ 15,000.00	\$ -	\$ -	\$ 15,823.07	\$ 15,000.00	
	TDOT-Aeronautics	ACRGP	\$ 9,000.00	\$ -	\$ 9,000.00	\$ 9,000.00	\$ 9,000.00	
	TDOT-Aeronautics	ARPA-Airport	\$ 22,000.00		\$ 22,000.00	\$ 18,087.71	\$ 18,087.71	\$ 3,912.29
	TOTALS		\$ 7,509,615.67	\$ 782,725.28	\$ 2,750,667.08			