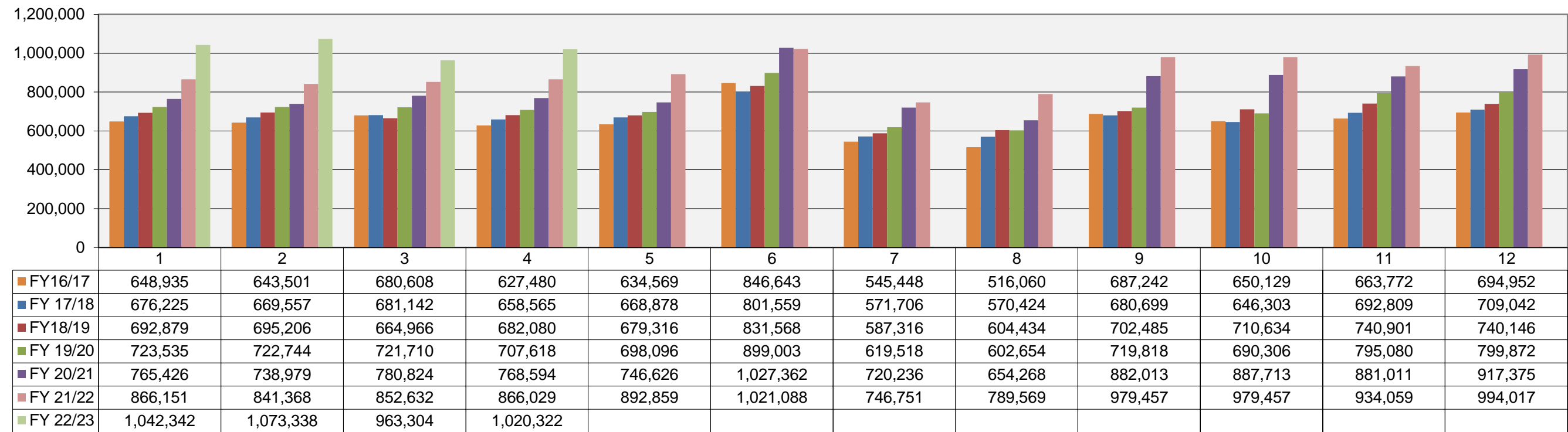
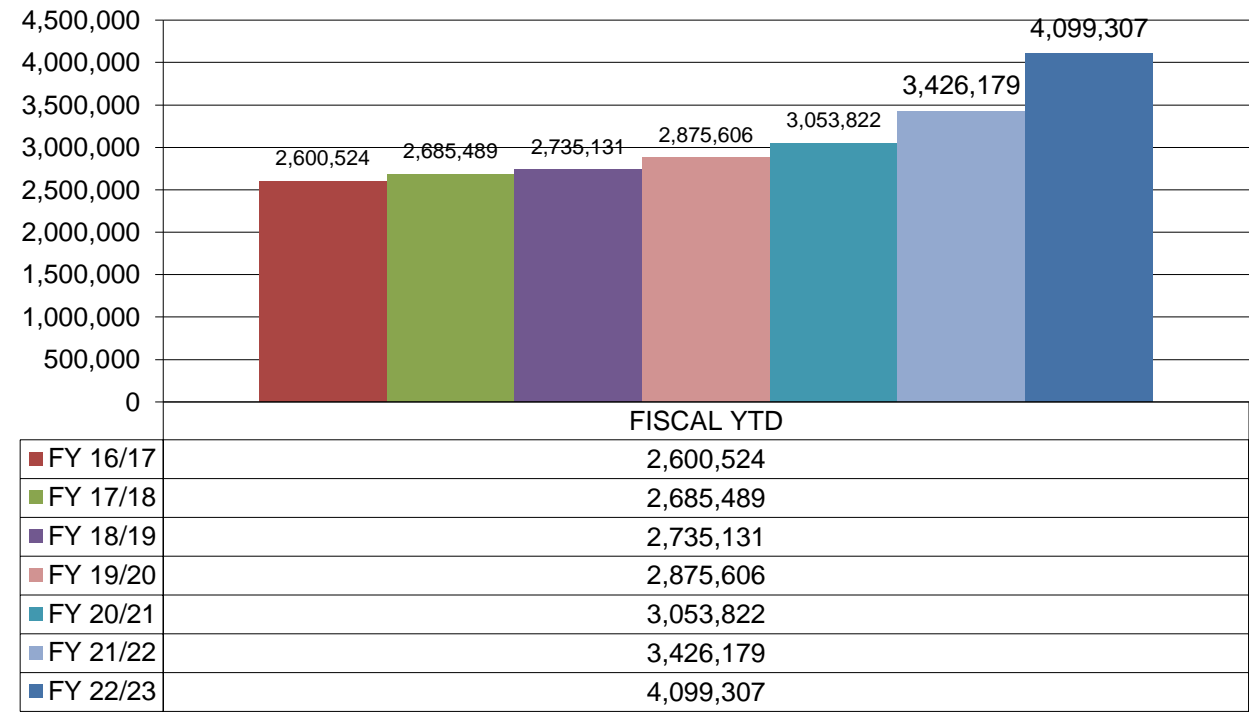


**Sales Tax**



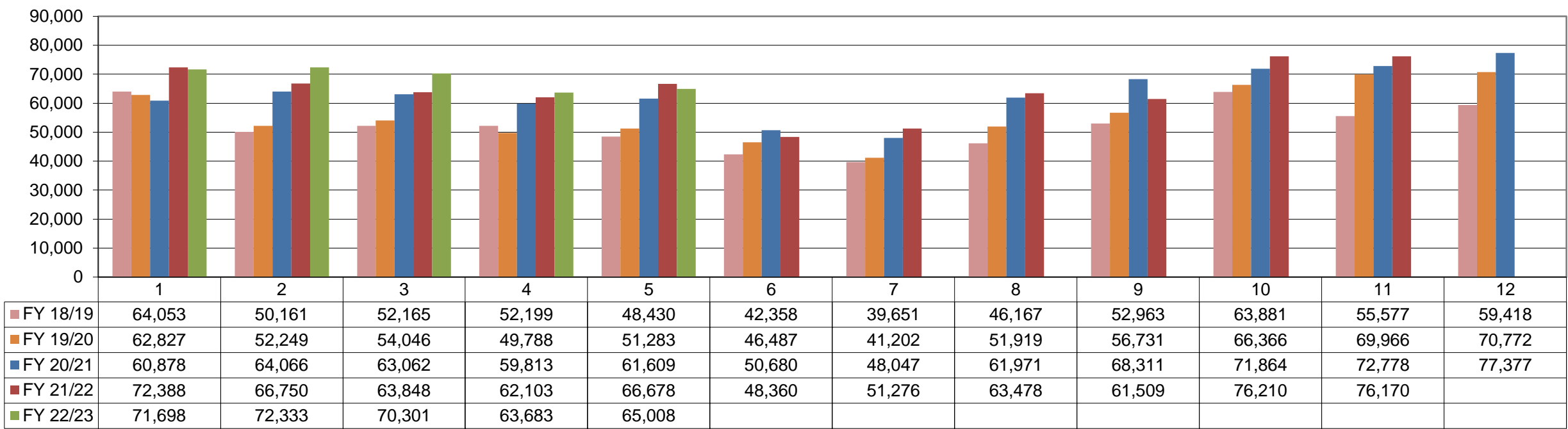
**Sales Tax Revenue Year-to-Date**



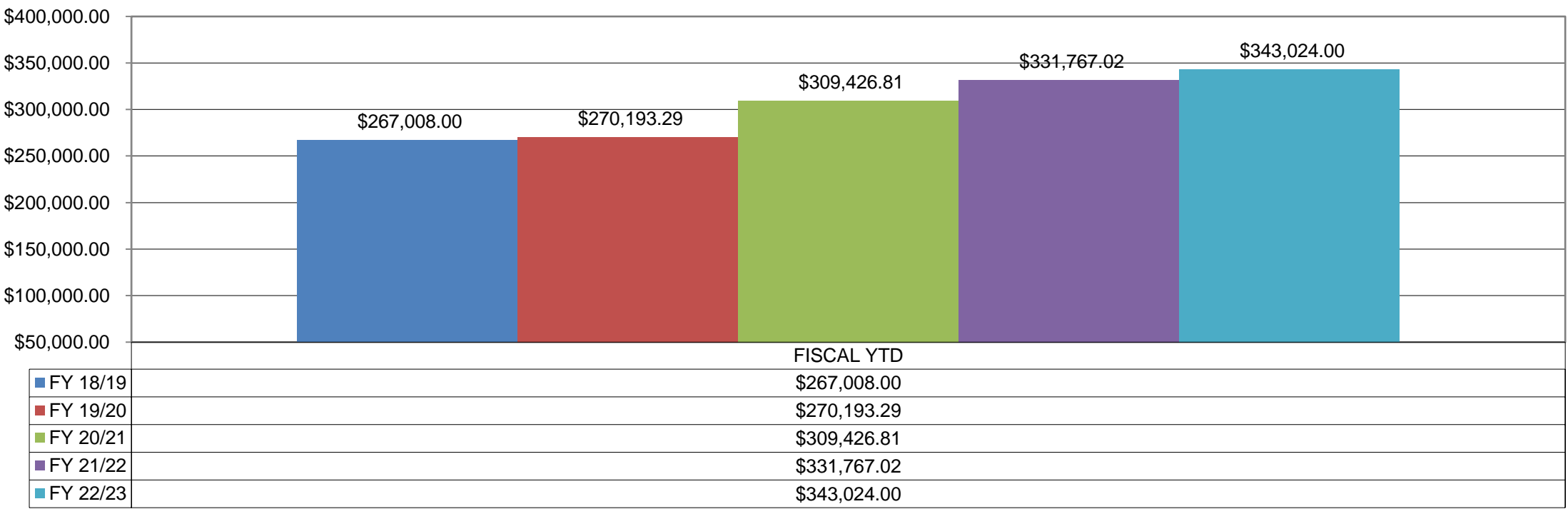
*COLLECTIONS IN THE CITY OF CROSSVILLE		\$	2,093,467.29
State of TN Cost of Administration	1.125%	\$	23,551.51
Net Collections (sent to Trustee's office)		\$	2,069,915.78
Local Option Out of State Distribution		\$	10,268.54
Trustee of Cumberland County	1%	\$	20,699.16
Net To Be Distributed		\$	2,059,485.17
CITY OF CROSSVILLE SPLIT			
Check to City of Crossville		\$	1,029,742.58
Check to Cumberland County Board of Education		\$	1,029,742.58

\*Totals reported in December but actually collected in October

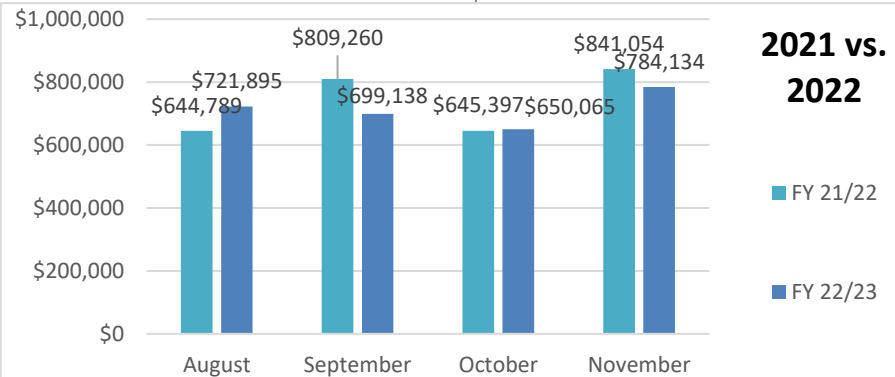
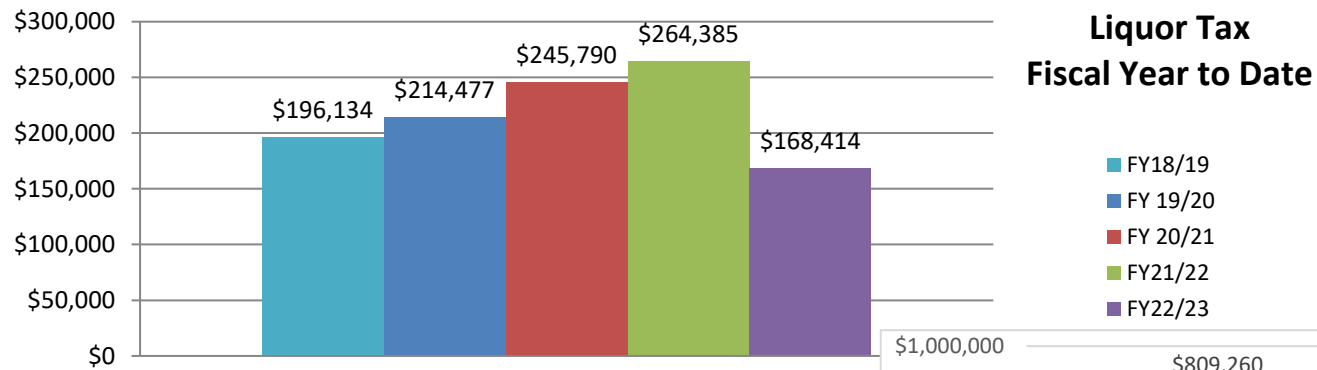
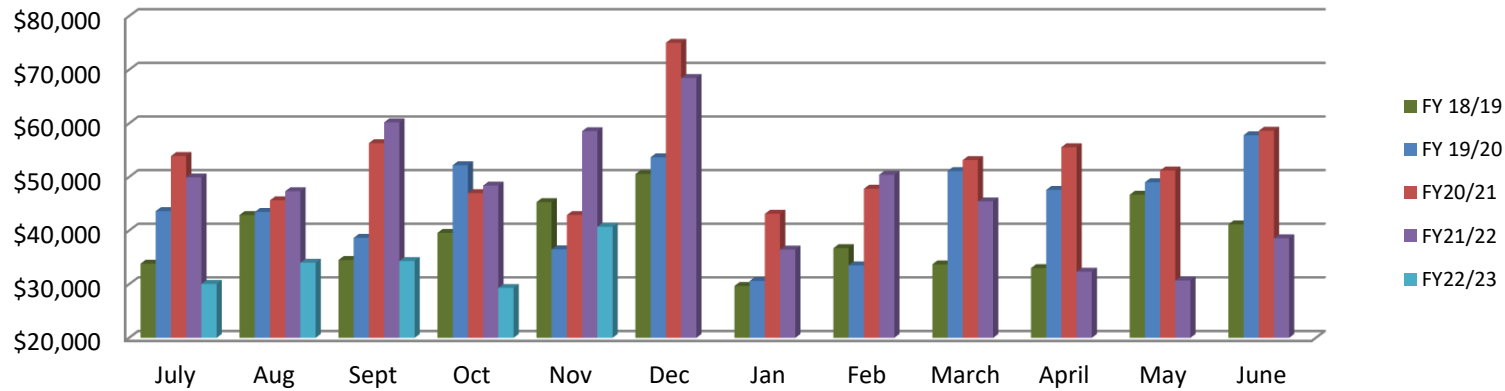
Wholesale Beer Tax

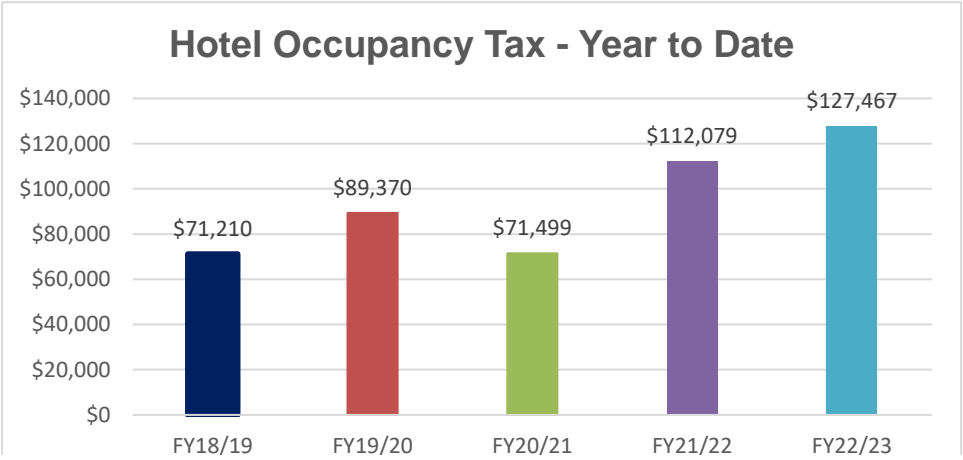
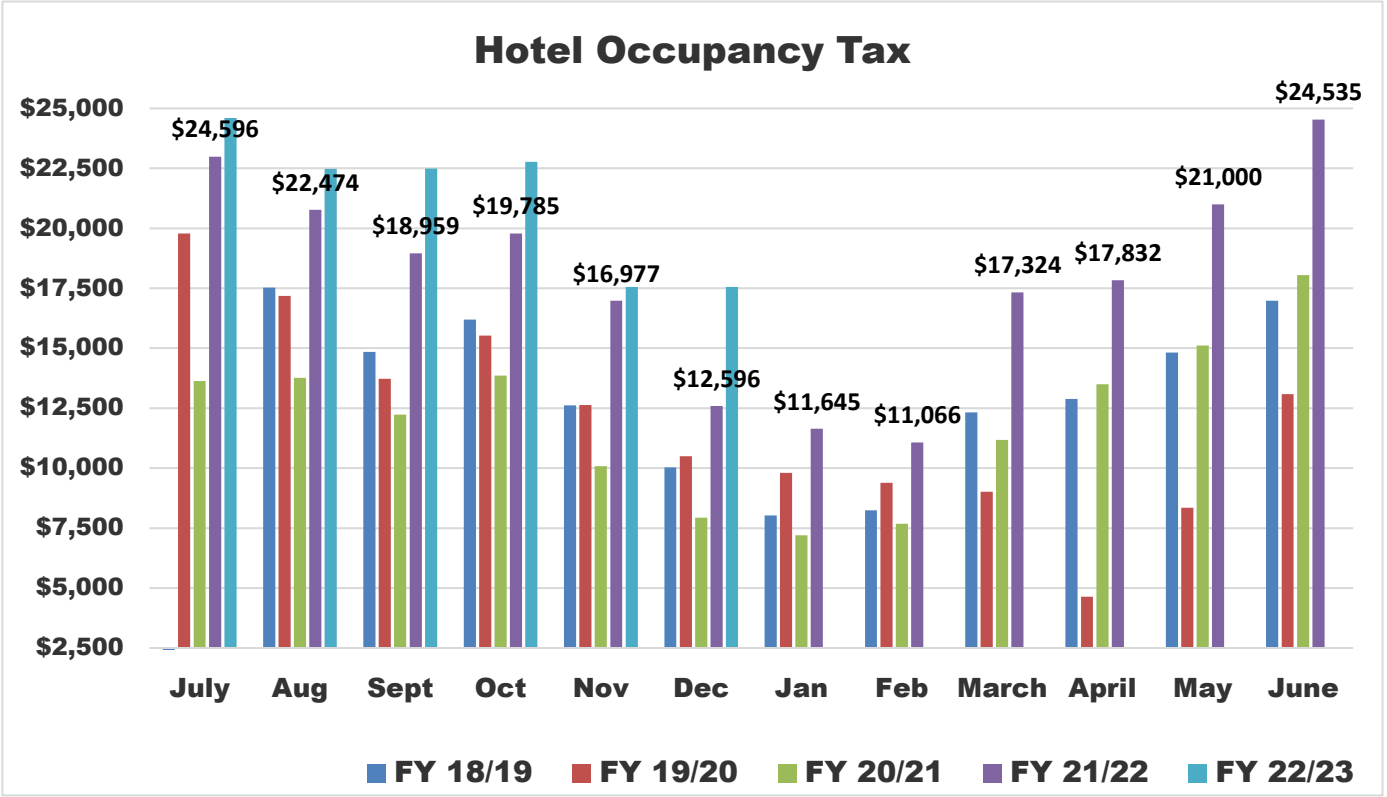


Wholesale Beer Tax Revenue Year To Date



## Liquor Income





Monthly Stats  
December 2022

CITATIONS		OFFENSES		ARRESTS	
Ran Stop Sign	3	Burglary	7	Burglary	2
Speeding	9	Theft from Building	5	Theft from Vehicle	2
Seatbelt Violation	6	Theft from Vehicle	1	Fraud	12
Failure to Yield	1	Theft of Vehicle Parts	4	Forgery	4
Ran Traffic Light	5	Theft All Other	1	Shoplifting	9
Following too Close	1	Fraud	2	Domestic Assault	4
Registration Violation	12	Rape	1	Embezzlement	2
Light Law Violation	13	Shoplifting	3	Drug Violation	22
Window Tint Violation	1	Assault	2	Drug Equipment	13
Improper Use of Lane	3	Embezzlement	1	Weapons Law Violation	4
Insurance Violation	22	Lost Property	3	DUI	7
Improper Passing	1	Dog Bite	1	Disorderly Conduct	6
No DL	1	Death	2	Resist/Evading Arrest	5
Failure to Signal	1	Vehicle Theft	2	DOR/DOS/No DL	10
Due Care	7	Counterfeit	2	Hit & Run	4
Texting while Driving	2	Vandalism	4	Public Intoxication	10
		Overdose	2	Criminal Trespass	3
		Recovery	3	Sex Offender Violation	1
		Hit & Run	1	Harassment	1
				Liquor Law Violation	2
				Tampering with Evidence	2
				Vaping Violation	1
				Reckless Endangerment	3
				Assault on 1st Responder	3
				Prostitution	2
				Warrant	27
				Underage Consumption	1
TOTAL	88	TOTAL	47	TOTAL	162
SPEED WARNINGS	0	JUVENILE ARRESTS		TOTAL CALLS	2094
WARNINGS	0	Assault	2	ANIMAL CONTROL CALLS	42
JUVENILE CITATIONS		Vaping Violation	11	ACCIDENTS	
Speeding	1	Unruly Juvenile	1	Fatality	0
		Drug Violation	1	With Injury	12
		Drug Equipment	1	Without Injury	35
		Liquor Law Violation	1	Minor	61
TOTAL	1	TOTAL	17	TOTAL	108

\* Provided traffic and crowd control for Friday at the Crossroads on December 2nd.

\* Hosted K9 Training Class December 5th-7th.

\* Provided traffic and crowd control for the Christmas Parade on December 10th.



# CROSSVILLE POLICE DEPARTMENT

## STAT COMPARISONS

**DEC 2022 TOTAL CALLS - 2,094**

**NOV 2,159 YEAR TO DATE - 26,461**

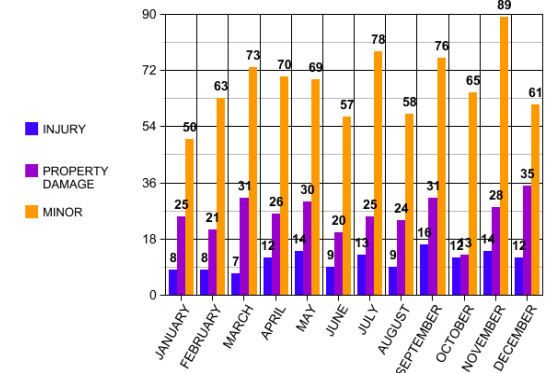
## SPECIAL EVENTS

HOST K9 TRAINING

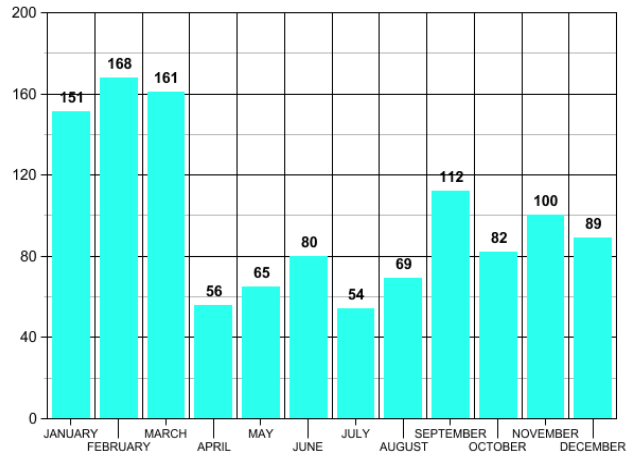
CHRISTMAS PARADE

FRIDAY @ CROSSROADS

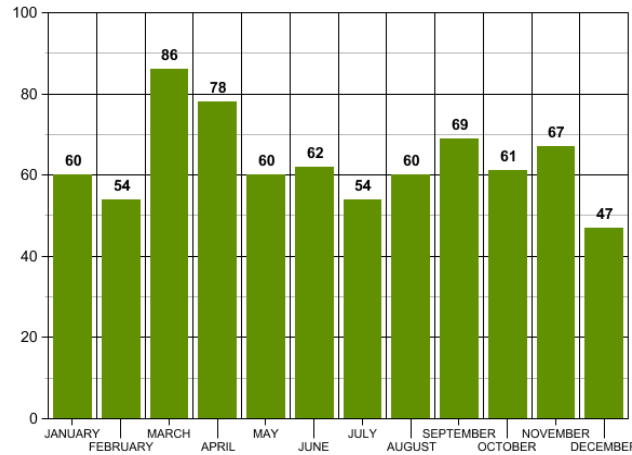
TOTAL MONTHLY ACCIDENTS



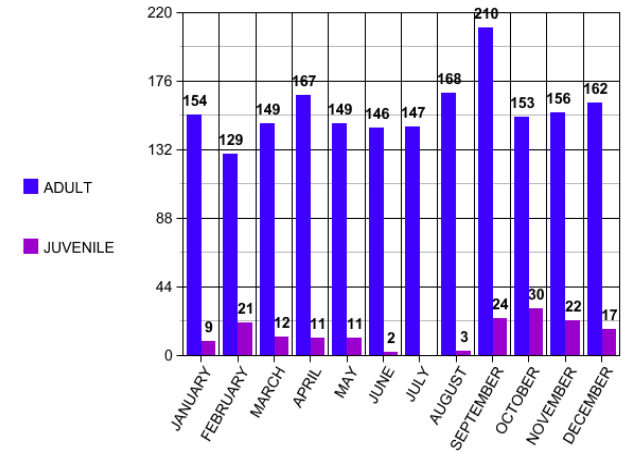
TOTAL MONTHLY CITATIONS



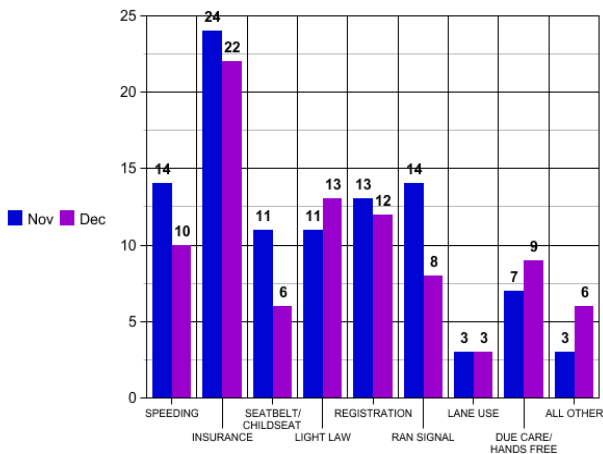
TOTAL MONTHLY OFFENSES



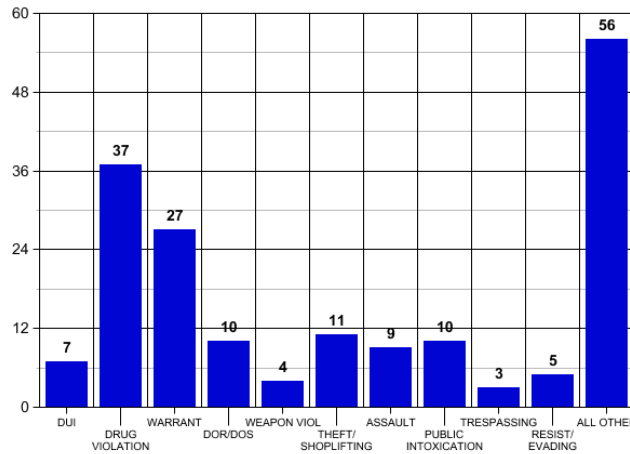
TOTAL MONTHLY ARREST



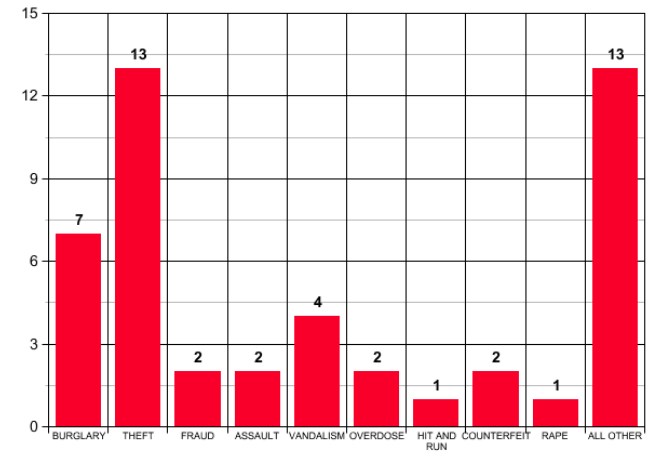
PREVIOUS MONTH CITATION COMPARISON



ARREST BY CATEGORY



OFFENSE BY CATEGORY



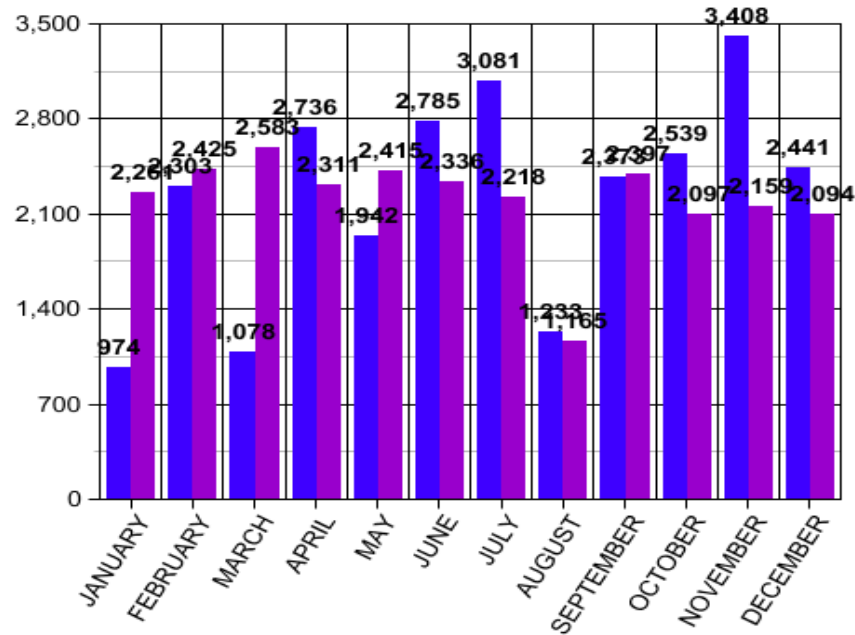


# CROSSVILLE POLICE DEPARTMENT

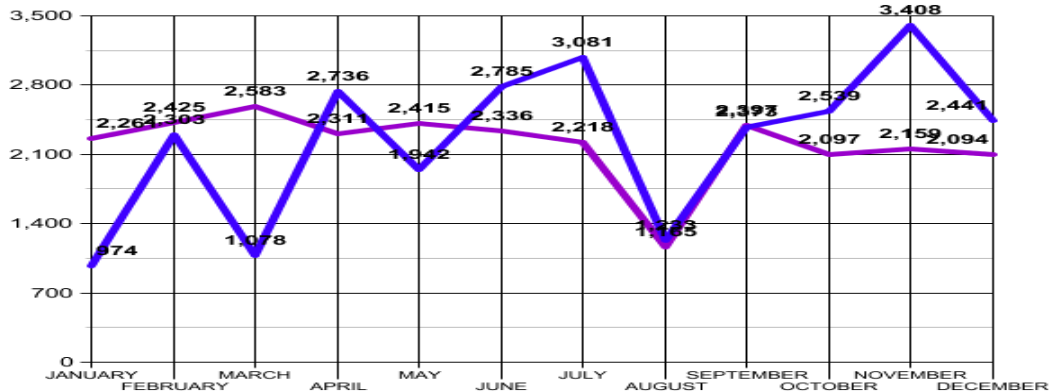
## STAT COMPARISONS

### YEAR TO YEAR— DEC 2022

TOTAL CALLS



TOTAL CALLS



## CALLS

2021— 26,893    2022—26,461

## OFFENSES

2021— 975    2022— 756

## CITATIONS

2021— 1,010    2022— 1,188

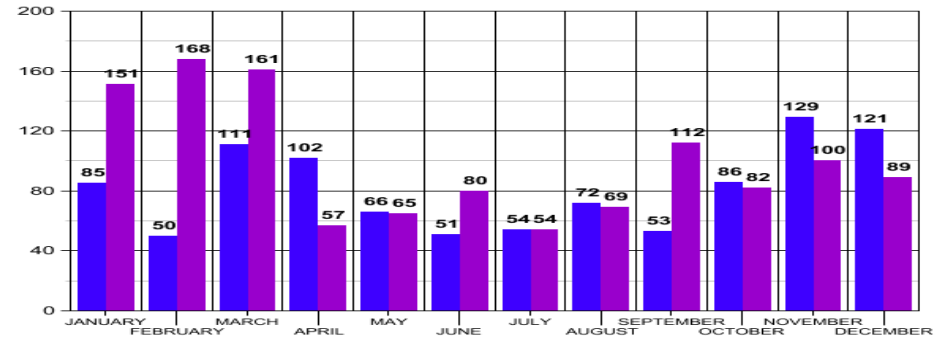
## ARREST

2021— 2,008    2022— 2,052

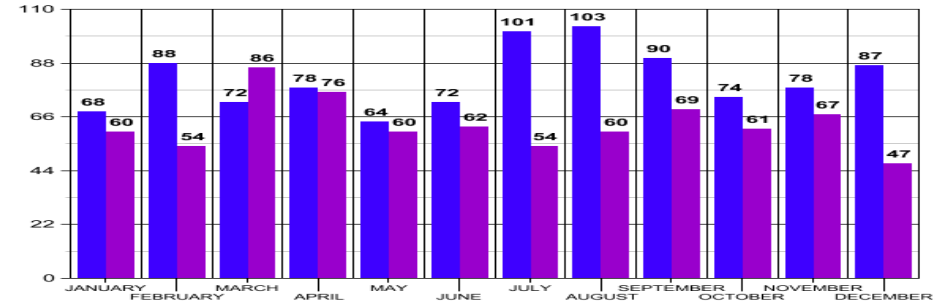
## ACCIDENTS

2021— 1,227    2022— 1,251

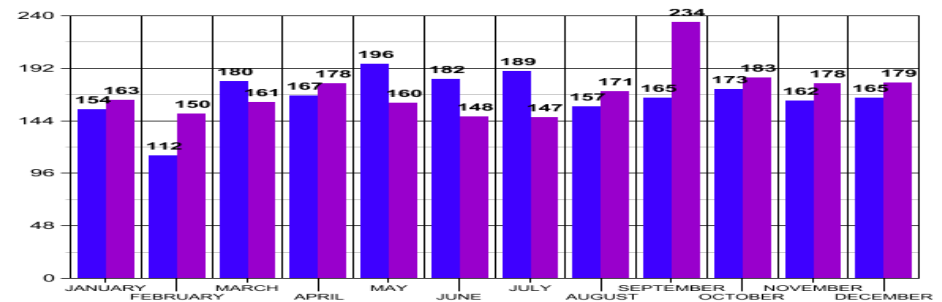
TOTAL CITATIONS



TOTAL OFFENSES



TOTAL ARREST





# Crossville Fire Dept.

Crossville, TN

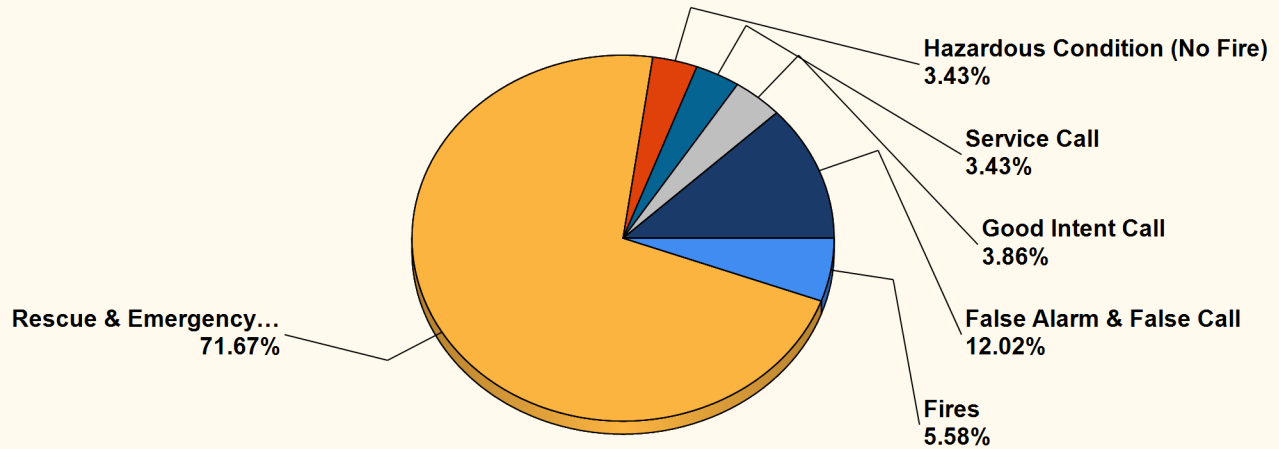
This report was generated on 1/3/2023 9:06:24 AM

CROSSVILLE



## Breakdown by Major Incident Types for Date Range

Zone(s): All Zones | Start Date: 12/01/2022 | End Date: 12/31/2022



MAJOR INCIDENT TYPE	# INCIDENTS	% of TOTAL
Fires	13	5.58%
Rescue & Emergency Medical Service	167	71.67%
Hazardous Condition (No Fire)	8	3.43%
Service Call	8	3.43%
Good Intent Call	9	3.86%
False Alarm & False Call	28	12.02%
<b>TOTAL</b>	<b>233</b>	<b>100%</b>

Only REVIEWED and/or LOCKED IMPORTED incidents are included. Summary results for a major incident type are not displayed if the count is zero.



emergencyreporting.com  
Doc Id: 553  
Page # 1 of 2



### Detailed Breakdown by Incident Type

INCIDENT TYPE	# INCIDENTS	% of TOTAL
111 - Building fire	7	3%
112 - Fires in structure other than in a building	1	0.43%
113 - Cooking fire, confined to container	1	0.43%
118 - Trash or rubbish fire, contained	1	0.43%
131 - Passenger vehicle fire	1	0.43%
132 - Road freight or transport vehicle fire	1	0.43%
141 - Forest, woods or wildland fire	1	0.43%
311 - Medical assist, assist EMS crew	6	2.58%
321 - EMS call, excluding vehicle accident with injury	138	59.23%
322 - Motor vehicle accident with injuries	19	8.15%
324 - Motor vehicle accident with no injuries.	4	1.72%
400 - Hazardous condition, other	1	0.43%
411 - Gasoline or other flammable liquid spill	1	0.43%
412 - Gas leak (natural gas or LPG)	1	0.43%
424 - Carbon monoxide incident	2	0.86%
440 - Electrical wiring/equipment problem, other	1	0.43%
445 - Arcing, shorted electrical equipment	1	0.43%
471 - Explosive, bomb removal (for bomb scare, use 721)	1	0.43%
511 - Lock-out	1	0.43%
520 - Water problem, other	2	0.86%
522 - Water or steam leak	2	0.86%
550 - Public service assistance, other	2	0.86%
551 - Assist police or other governmental agency	1	0.43%
611 - Dispatched & cancelled en route	7	3%
651 - Smoke scare, odor of smoke	1	0.43%
652 - Steam, vapor, fog or dust thought to be smoke	1	0.43%
700 - False alarm or false call, other	6	2.58%
731 - Sprinkler activation due to malfunction	3	1.29%
733 - Smoke detector activation due to malfunction	2	0.86%
735 - Alarm system sounded due to malfunction	1	0.43%
745 - Alarm system activation, no fire - unintentional	16	6.87%
<b>TOTAL INCIDENTS:</b>	<b>233</b>	<b>100%</b>

**TOTAL BURN PERMITS  
FOR DECEMBER 65**



*Jennifer Hall*

Only REVIEWED and/or LOCKED IMPORTED incidents are included. Summary results for a major incident type are not displayed if the count is zero.



emergencyreporting.com  
Doc Id: 553  
Page # 2 of 2

# Crossville Fire Dept.

Crossville, TN

This report was generated on 1/3/2023 9:07:53 AM

CROSSVILLE



## Daily Log Items per Activity Code for Date Range with Personnel

Activity Codes: Water Log - Commercial Water Log | Start Date: 12/01/2022 | End Date: 12/31/2022

## Water Log - Commercial Water Log

START DATE	END DATE	DURATION (hh:mm)	STATION	APPARATUS	PERSONNEL	NOTES
12/13/2022 12:01:00	12/13/2022 12:01:00	0:00	ST2 - CFD Station 2		Edwards , Kevin	Brooks Excavating 4000 gallons
12/19/2022 09:08:00			ST2 - CFD Station 2		Edwards , Kevin	Brooks Excavating 2800 gallons
12/21/2022 19:08:00	12/21/2022 19:08:00	0:00			Mangas, Jeremy	Brooks 2000 gallons
						Total Items: 3
						Grand Total Items: 3

Displays all Daily Log Items with personnel list for DATE RANGE and ACTIVITY CODE, grouped by Activity Code



emergencyreporting.com  
Doc Id: 1668  
Page # 1 of 1

	Consumption	Water loss - flushing	Water loss - leaks	Water loss-fire fighting	Total Internal Use	Unaccounted-for Water	Pumped Water	LOSS %
2021								
January	93,463,400	22,070	7,649,781	5,800	7,677,651	27,692,849	128,833,900	21%
February	94,206,800	78,088	2,356,689		2,434,777	20,589,923	117,231,500	18%
March	94,540,400	40,343	3,181,332	50,000	3,271,675	27,561,625	125,373,700	22%
April	86,949,700	133,423	1,802,149	9,000	1,944,572	25,838,128	114,732,400	23%
May	101,064,800	44,602	11,929,620	5,730	11,979,952	14,773,648	127,818,400	12%
June	112,233,100	471,537	4,288,911	3,200	4,763,648	8,284,552	125,281,300	7%
July	107,026,900	111,999	2,235,582	15,500	2,363,081	13,768,719	123,158,700	11%
August	103,218,000	671,324	3,817,170	120,300	4,608,794	17,637,706	125,464,500	14%
September	115,996,500	119,932	3,178,193	725	724,475	1,888,425	118,609,400	2%
October	104,282,500	56,059	3,100,908	3,100	3,160,067	9,959,133	117,401,700	8%
November	103,687,800	125,744	2,893,068	15,200	3,034,012	2,342,088	109,063,900	2%
December	99,522,100	170,214	2,088,450	21,150	2,279,814	5,623,866	107,425,800	5%
2022								
January	96,480,200	81,734	1,193,520	26,300	1,301,554	19,108,113	116,889,867	16%
February	85,713,300	90,186	6,599,655	18,800	6,708,641	8,226,759	100,648,700	8%
March	99,417,600	50,686	1,768,173	6,250	1,825,109	7,587,191	108,829,900	7%
April	91,940,100	532,444	1,085,494	29,850	1,647,788	14,340,712	107,928,600	13%
May	92,160,900	272,159	5,094,446	1,450	5,368,055	29,512,045	127,041,000	23%
June	102,704,000	287,416	3,408,224	19,600	3,715,240	27,613,460	134,032,700	21%
July	103,880,600	235,854	5,925,760	18,000	6,179,614	18,664,386	128,724,600	14%
August	97,180,200	79,705	3,369,885	12,700	3,462,291	29,121,510	129,764,000	22%
September	102,751,500	231,605	7,626,998	13,975	7,872,578	10,362,922	120,987,000	9%
October	95,489,200	278,513	2,484,770	318,545	3,081,828	9,971,462	108,542,490	9%
November	95,833,300	412,792	4,738,060	17,350	5,168,202	16,381,098	117,382,600	14%
December	89,122,200	126,830	1,723,896	8,800	1,859,526	36,016,274	126,998,000	28%
TOTAL:								
6 mos	584,257,000	1,365,300	25,869,369	389,370	27,624,039	120,517,651	732,398,690	16%
12 mos	1,152,673,100	2,679,926	45,018,881	491,620	48,190,427	226,905,930	1,427,769,457	16%

# Utility Maintenance

## Dec-23 Monthly Report

<b><u>Locations:</u></b>	303
<b><u>Backflows Tested:</u></b>	10
<b><u>Grinder Pumps Sold:</u></b>	0
<b><u>Preliminary Inspections:</u></b>	2
<b><u>Final Inspections:</u></b>	7
<b><u>Replacement Pumps</u></b>	0
<b><u>Grinder Pumps Repairs</u></b>	12
<b><u>Meter:</u></b>	
Turn-Ons	16
Turn-Offs	25
Occupant Changes	58
Reinstates	28
Checks, Replacement, Repair	21
Water Taps	2
Main Line Leaks	15
Service Repairs	5
<b><u>Total Water Loss:</u></b>	917,118.1
<b><u>Sewer Taps</u></b>	2
<b><u>Sewer Line Repairs</u></b>	0
<b><u>Graves</u></b>	7
<b><u>Pipe Installed</u></b>	
	22' of 3/4" copper
	15' of 6" PVC
	4' 12"PVC
	5' 2"PVC

### Monthly Summary

Replaced approximately 1 3/4  
water meters due to meter or AMR malfunctioning  
Read meters, Did service orders and customer complaints

Tested 10 backflows devices

**Water leaks repaired:**

3972 Hwy 127 South  
Point Landing  
Webb ave and Taylor ave  
1369 Interstate Drive  
1831 East First Street  
1215 West ave  
110 Sparta drive  
130 Sparta drive  
91 Sparta drive  
East Lane and Old Hwy Circle  
992 Hillcrest drive  
Hwy 127 South Across from Homestead School  
965 Sparta Hwy  
Stone drive  
152 Orange drive  
551 Myrtle ave  
551 Myrtle ave  
Hwy 127 South and Hwy 68  
End of Parkway drive  
Hwy 127 South and Hwy 68

**Water Taps:**

2464 North Main street  
120 Stout drive

**Sewer Taps**

2464 North Main Street  
120 Stout drive

## **Sewer Line Repairs:**

### **Grinder pump finals**

625 Hollytree drive  
68 Skyview Meadow drive  
39 Dewey drive  
74 Skyview Meadow drive  
2795 Cook road  
2801 Cook road  
642 Hollytree drive

### **Grave Services**

Edward Lee Davis  
Paul Ryan Ricketts  
George William Aldrich jr.  
Dr. Stanely Bice  
Stephen Williams  
Barbara E. Dowdy  
Patricia Holt

### **Next Months Forecast**

Replace AMR meters & ERTs as needed  
Do water & sewer taps & graves  
Repair Grinder pumps & cleanings & maint. checks  
Test Backflows  
Hydrant testing and/or maintenance  
finish up west ave. water main lowering for TDOT  
Maybe start 6" water line at the Airport  
Install Fire Hydrant at Point Landing  
Install Grinder Pump Tank and Line at Airport

CATOOSA DEPARTMENT  
WATER LOST  
DECEMBER 2022

<b>MASTER PUMPS</b>	<b>WATER PURCHASED</b>		
70-NORTH	11,585,500		
127 HWY	12,894,470		
GENESIS	5,371,200		
62 HWY	0		
<b>TOTAL</b>	<b>29,851,170</b>		
	<b>WATER SOLD</b>		
MASTER PUMP TOTALS	29,851,170		
LESS CUSTOMERS	16,646,300		
LESS 200 ACCOUNTS	4,126,500		
	9,078,370	% of Loss	30%
FIRE DEPARTMENT			
TANK CLEANING & FILLING	-		
METERED FILLING			
METERED FLUSHING	17,768		
UNMETERED FLUSHING			
UNMETERED LEAK	915,840		
BILL ADJUSTMENTS			
METERED LEAKS			
BULK SALES			
<b>TOTAL</b>	<b>8,144,762</b>	<b>Total % Loss</b>	<b>27%</b>



# Permits Break Down Report

	City & County Mechanical	City & County Plumbing	City Commercial	City Residential	County Commercial	County Residential	Land Disturbance Permits	Not Defined	Total Permits	County Fees Paid	City Fees Paid	Total Fees Paid
July 2022	27	30	0	3	1	26	0	1	88	\$29,797.00	\$5,437.00	\$35,394.00
August 2022	20	43	4	19	1	29	2	4	122	\$40,538.00	\$18,973.00	\$59,511.00
September 2022	33	41	3	9	0	37	2	2	127	\$43,071.00	\$9,223.00	\$52,294.00
October 2022	25	22	2	9	1	17	4	1	81	\$22,524.00	\$9,329.00	\$31,853.00
November 2022	27	15	1	4	3	13	1	5	69	\$22,019.00	\$2,218.00	\$24,237.00
December 2022	35	27	5	6	0	20	3	2	98	\$24,502.00	\$12,286.00	\$37,296.00
<b>Total</b>	<b>167</b>	<b>178</b>	<b>15</b>	<b>50</b>	<b>6</b>	<b>142</b>	<b>12</b>	<b>15</b>	<b>585</b>	<b>\$182,451.00</b>	<b>\$57,466.00</b>	<b>\$240,585.00</b>

From 12/01/2022 to 12/31/2022

Fee name	Designation	Total Amount Of Fees Paid	Date Created	Date Completed	Permit Number
<b>Building Permit</b>	City Commercial	5892	06/06/2022	12/19/2022	<a href="#">2022-238</a>
	City Residential	589	09/27/2022	12/21/2022	<a href="#">2022-414</a>
	City Commercial	1441	11/07/2022	12/21/2022	<a href="#">2022-456</a>
	County Residential	1273	11/21/2022	12/5/2022	<a href="#">2022-471</a>
	County Residential	1534	11/21/2022	12/5/2022	<a href="#">2022-473</a>
	County Residential	973	11/22/2022	12/9/2022	<a href="#">2022-478</a>
	County Residential	871	11/23/2022	12/19/2022	<a href="#">2022-480</a>
	City Residential	847	12/01/2022	12/15/2022	<a href="#">2022-482</a>
	County Residential	1651	12/05/2022	12/5/2022	<a href="#">2022-484</a>
	County Residential	928	12/06/2022	12/6/2022	<a href="#">2022-487</a>
	County Residential	1078	12/06/2022	12/6/2022	<a href="#">2022-488</a>
	County Residential	1012	12/06/2022	12/6/2022	<a href="#">2022-489</a>
	County Residential	1668	12/06/2022	12/6/2022	<a href="#">2022-490</a>
	County Residential	1120	12/08/2022	12/8/2022	<a href="#">2022-491</a>
	County Residential	1000	12/08/2022	12/8/2022	<a href="#">2022-492</a>
	City Residential	460	12/09/2022	12/19/2022	<a href="#">2022-493</a>
	City Commercial		12/09/2022	12/9/2022	<a href="#">2022-494</a>
	County Residential	1549	12/09/2022	12/9/2022	<a href="#">2022-495</a>
	City Residential	60	12/09/2022	12/9/2022	<a href="#">2022-496</a>
	City Commercial		12/12/2022	12/16/2022	<a href="#">2022-497</a>
	County Residential	1492	12/12/2022	12/12/2022	<a href="#">2022-498</a>
	County Residential	1177	12/14/2022	12/14/2022	<a href="#">2022-499</a>
	County Residential	907	12/20/2022	12/21/2022	<a href="#">2022-502</a>
	City Residential	796	12/20/2022	12/21/2022	<a href="#">2022-503</a>
	City Residential	796	12/20/2022	12/21/2022	<a href="#">2022-504</a>
	County Residential	727	12/27/2022	12/27/2022	<a href="#">2022-511</a>
	County Residential	922	12/29/2022	12/29/2022	<a href="#">2022-518</a>
	County Residential	856	12/29/2022	12/29/2022	<a href="#">2022-519</a>
	County Residential	823	12/29/2022	12/29/2022	<a href="#">2022-520</a>
	County Residential	541	12/29/2022	12/29/2022	<a href="#">2022-521</a>
	<b>Total: 30</b>	<b>32983</b>			
<b>Land Disturbance Permit</b>	City Residential	50	12/01/2022	12/15/2022	<a href="#">2022-482</a>
	City Residential	50	12/20/2022	12/21/2022	<a href="#">2022-503</a>
	City Residential	50	12/20/2022	12/21/2022	<a href="#">2022-504</a>
	<b>Total: 3</b>	<b>150</b>			

<b>Mechanical Permit</b>	County Residential	45	04/14/2021	12/16/2022	<a href="#">2021-257</a>
	County Residential	60	05/03/2021	12/20/2022	<a href="#">2021-295</a>
	City Residential	45	06/01/2021	12/8/2022	<a href="#">2021-358</a>
	County Residential	30	09/30/2021	12/29/2022	<a href="#">2021-590</a>
	County Residential	60	10/08/2021	12/7/2022	<a href="#">2021-608</a>
	City Residential	30	11/04/2021	12/7/2022	<a href="#">2021-646</a>
	City Residential	45	11/09/2021	12/20/2022	<a href="#">2021-650</a>
	County Residential	45	11/24/2021	12/28/2022	<a href="#">2021-682</a>
	County Residential	45	12/16/2021	12/2/2022	<a href="#">2021-717</a>
	County Residential	60	12/17/2021	12/15/2022	<a href="#">2021-725</a>
	County Residential	45	12/20/2021	12/29/2022	<a href="#">2021-727</a>
	County Residential	45	12/22/2021	12/8/2022	<a href="#">2021-764</a>
	City Residential	45	12/27/2021	12/16/2022	<a href="#">2021-770</a>
	City Residential	45	12/28/2021	12/2/2022	<a href="#">2021-773</a>
	County Residential	75	12/29/2021	12/27/2022	<a href="#">2021-789</a>
	County Residential	75	01/03/2022	12/27/2022	<a href="#">2022-2</a>
	County Residential	30	01/03/2022	12/2/2022	<a href="#">2022-18</a>
	City Residential	30	02/08/2022	12/8/2022	<a href="#">2022-61</a>
	County Residential	60	02/28/2022	12/22/2022	<a href="#">2022-72</a>
	County Residential	45	03/02/2022	12/9/2022	<a href="#">2022-75</a>
	County Residential	45	03/21/2022	12/2/2022	<a href="#">2022-99</a>
	County Residential	45	03/23/2022	12/20/2022	<a href="#">2022-103</a>
	City Residential	30	03/23/2022	12/7/2022	<a href="#">2022-104</a>
	County Residential	45	04/01/2022	12/15/2022	<a href="#">2022-114</a>
	County Residential	45	04/05/2022	12/20/2022	<a href="#">2022-127</a>
	County Residential	45	04/08/2022	12/16/2022	<a href="#">2022-144</a>
	County Residential	45	05/06/2022	12/27/2022	<a href="#">2022-189</a>
	City Residential	45	05/24/2022	12/13/2022	<a href="#">2022-219</a>
	County Residential	45	06/02/2022	12/16/2022	<a href="#">2022-235</a>
	County Residential	45	06/02/2022	12/16/2022	<a href="#">2022-236</a>
	County Residential	45	06/07/2022	12/5/2022	<a href="#">2022-242</a>
	County Residential	60	06/27/2022	12/16/2022	<a href="#">2022-268</a>
	County Residential	45	07/11/2022	12/13/2022	<a href="#">2022-293</a>
	County Residential	45	07/20/2022	12/20/2022	<a href="#">2022-300</a>
	County Residential	45	09/20/2022	12/27/2022	<a href="#">2022-403</a>
	<b>Total: 35</b>	<b>1635</b>			
<b>Permit Fees</b>	City Commercial	200	10/19/2022	12/6/2022	<a href="#">2022-446</a>
	<b>Total: 1</b>	<b>200</b>			

Plans Review	City Commercial	200	10/19/2022	12/6/2022	<a href="#">2022-446</a>
	<b>Total: 1</b>	<b>200</b>			
Plumbing Permit	City Commercial	180	07/13/2022	12/15/2022	<a href="#">2022-297</a>
	City Commercial	120	07/22/2022	12/27/2022	<a href="#">2022-304</a>
	City Residential	45	09/27/2022	12/21/2022	<a href="#">2022-414</a>
	County Residential	60	11/21/2022	12/5/2022	<a href="#">2022-471</a>
	County Residential	75	11/21/2022	12/5/2022	<a href="#">2022-473</a>
	County Residential	45	11/22/2022	12/9/2022	<a href="#">2022-478</a>
	County Residential	45	11/23/2022	12/19/2022	<a href="#">2022-480</a>
	City Residential	45	12/01/2022	12/15/2022	<a href="#">2022-482</a>
	County Residential	75	12/05/2022	12/5/2022	<a href="#">2022-484</a>
	County Residential	45	12/06/2022	12/6/2022	<a href="#">2022-487</a>
	County Residential	60	12/06/2022	12/6/2022	<a href="#">2022-488</a>
	County Residential	45	12/06/2022	12/6/2022	<a href="#">2022-489</a>
	County Residential	75	12/06/2022	12/6/2022	<a href="#">2022-490</a>
	County Residential	60	12/08/2022	12/8/2022	<a href="#">2022-491</a>
	County Residential	45	12/08/2022	12/8/2022	<a href="#">2022-492</a>
	City Residential	60	12/09/2022	12/19/2022	<a href="#">2022-493</a>
	County Residential	75	12/09/2022	12/9/2022	<a href="#">2022-495</a>
	County Residential	60	12/12/2022	12/12/2022	<a href="#">2022-498</a>
	County Residential	60	12/14/2022	12/14/2022	<a href="#">2022-499</a>
	County Residential	45	12/20/2022	12/21/2022	<a href="#">2022-502</a>
	City Residential	45	12/20/2022	12/21/2022	<a href="#">2022-503</a>
	City Residential	45	12/20/2022	12/21/2022	<a href="#">2022-504</a>
	County Residential	45	12/27/2022	12/27/2022	<a href="#">2022-511</a>
	County Residential	45	12/29/2022	12/29/2022	<a href="#">2022-518</a>
	County Residential	45	12/29/2022	12/29/2022	<a href="#">2022-519</a>
	County Residential	45	12/29/2022	12/29/2022	<a href="#">2022-520</a>
	County Residential	30	12/29/2022	12/29/2022	<a href="#">2022-521</a>
	<b>Total: 27</b>	<b>1620</b>			
	<b>Grand Total: 97</b>	<b>36788</b>			

Engineering Projects Report    January 5, 2022		
Project	Current Status	Dates
TDOT 127 South Utility Relocation	The Contractor has started relocating the City's utilities on the Highway 68 side of the project.	Target Completion Date June 30, 2024
TDOT 127 North Utility Relocation Section 1	The utilities for this project are 68% financially complete as of December 31st. The Contractor has started testing the waterlines and is moving services over to the new line.	Target Completion Date June 30, 2025
TDOT 127 North Utility Relocation Section 4 (Fentress Cumberland County Line)	The portion of this project that is the City's water utility relocation is complete and a final punch list will be created after the road work is completed.	Target Completion Date August 31, 2026
TDOT 127 North Utility Relocation Section 2	A utility deconfliction meeting was held August 2nd and the City was informed by TDOT that the bid letting will be moved to 2025.	Bid Letting December 8, 2023
TDOT 127 North Utility Relocation Section 3	A utility deconfliction meeting was held August 2nd and the City was informed by TDOT that the bid letting will be moved to 2025.	Bid Letting December 8, 2023
Northwest Connector Phase 3	The utilities for this project are 73% financially complete as of December 31st. The contractor continues to progress with the water and sewer relocation on the west end of the project.	Total Completion Date July 21, 2023 Finish from Genesis To Stout May 31, 2022
Northwest Connector Phase 2	All appraisals work has been completed and the City is in the process of acquiring property.	Bid Letting 2023
Downtown Sidewalks	TDOT has requested the NEPA (National Environmental Policy Act) Document be updated. This process is a six month long process. City staff is working to finalize all easements.	
Old Lantana Road, County Seat and Southbend Waterline Replacement	The City has reviewed the plans and the Engineer is revising the plans. A construction start date will be established once the easements are acquired.	
Bridges for Trails at Meadow Park	The bridge has been ordered and is expected to be delivered by June 2023. The shop drawings for the bridge will be available in the next couple of weeks.	
Quail Hollow Court	The Exhibit "A" document required for the sale of the property will be updated when the Airport Layout Plan is updated.	
Main Street and Lantana Traffic Signal Replacement	The date for the start of work "Notice to Proceed" is December 5th 2022 with the completion date of June 5th 2023. The Contractor has submitted all materials for approval. The current delivery schedule for materials will extend the completion of this project to December of 2023.	Completion date June 5, 2023
Fourth Street and West Avenue Traffic Signal Replacement	The City has received a draft set of ROW plans. A utility coordination meeting is forthcoming. This project has low priorities because the City will not have STP funds to fund construction for three to five years.	
Meadow Park Water Filtration Plant Sewer Project	The Engineer has created the exhibits for the easements. The City is in the process of acquiring the easements.	Schedule will be forthcoming
Raw Water Study	The field work has been completed and the firms are compiling the information into a document.	
(Meadow Park Lake Expansion)		
Airport Obstruction Removal	The current schedule to start the obstruction clearing is the end of January.	
Underwood Street Sidewalk	Acquisition documents have been turned over to the City Attorney so that City Staff can negotiate the acquisitions.	
Tulip Drive Sewer Installation	The plans are complete and the City is awaiting the payment of the fees.	
Airport ALP	The aircraft counter has been installed and the ALP contract has been extended for one year.	
Industrial Blvd and Highway 127 Intersection Waterline Rehab	The Contracts have been signed. The start date for the contract is December 5th 2022 and the completion date is June 3rd 2022. The Contractor will be starting this project this month.	Completion date June 3, 2023
TDOT SR 1 Highway 70 Bridge Replacement (Sparta Highway) Utility Relocation	We are waiting on the bid letting. All plans and specifications have been delivered to TDOT.	Bid Letting December 9, 2022
TDOT SR 24 Highway 70 North Bridge Replacement Utility Relocation	The Engineer is developing the utility relocation plan. TDOT is working out clearance issues with TVA lines and this project's timeline will grow.	Bid Letting August 19, 2022 DELAYED
CoLinx Fire Pump and Tank System	The line has been capped and the tank and pump have been disconnected from the fire system.	
Little Obed Pedestrian Bridge	The City was not selected for the CDBG grant.	
Meadow Park Water Filtration Transfer Pumps	The Contractor has one remaining pump to remove and rehab.	
Miller Avenue Crosswalk	This project is complete and will be removed from this list.	
Airport PAPI Replacement	The lights are in working order and we are awaiting an FAA flight check and final clean up.	Completion date December 14, 2022
High Mast Light Replacement on Peavine Interchange	The Contractor has completed the installation of the new pole and light and is awaiting materials for the pole with broken cables.	
Meadow Park Kayak Launch	The Contractor has received all material except the cable and has started the manufacturing of the launch.	
Site Construction for Airport Box Hangars	The Street Department has started the excavation work and have installed about half of the fill material. The Engineering Department has ordered the precast concrete materials which should be delivered within the next month. The Engineering Department is also modifying the stormwater pollution permit for an additional site.	
Truck Route	One RFQ was received and the Engineering Department is reviewing the qualifications.	
Hilltoppers Paved Trail Extension	The Street Department has completed the earth work and placed the stone base for the asphalt trail. The asphalt will be bid in the spring.	
Airport Terminal Building	The Engineers and Architects are developing the plans and specifications.	
TDOT West Avenue Drainage Repair and Paving	TDOT's contractor has paved this section of West Avenue. TDOT has set a storm junction box on the shoulder of Tenth Street. City Crews have connected the junction box to the City's storm sewer. City Crews have installed valves on the water lines in the area of the intersection and await on TDOT to acquire a environmental permit to install a 54 inch concrete culvert across West Avenue. The new asphalt will be cut, once the permit has been acquired, and the culvert will be extended across West Avenue. City crews will also perform waterline work in the new asphalt at this time. This will not occur until the permit is acquired by TDOT.	
Private Developments		
The Gardens Phase 8 Plat 3	All roads, water and sewer are complete. The stormwater retention structures have not been completed and the City is holding a financial guarantee for this work.	
The Gardens Phase 8 Plat 4	The Final Plat has been approved by the Planning Commission. All utilities have been approved. Work has not started on the road.	
Sky View Meadow Subdivision Phase 2	All roads, water and sewer are complete. The stormwater retention structures have not been completed and the City is holding a financial guarantee for this work.	

## **Airport Committee Meeting Report from FBO: January 9, 2022**

November Fuel Flow: 7,229 gallons

Avgas: 2,616gallons

Jet A: 4,613 gallons

**December Fuel Flow: 5,033 gallons**

**Avgas: 2,313gallons**

**Jet A: 2,720 gallons**

Last December Fuel Flow: 10,011gallons

Avgas: 1,578 gallons

Jet A: 8,433 gallons

Fuel sales were off in December over November and also significantly down year over year. We had significant weather in the last 7 days of the year that slowed flying down. All of the Jet Fuel sales decline was with based customers at the airport who were not flying in December like they did last year. Avgas held steady even with the bad weather.

We flew 153 hours in Crossville for flight training. Training activity continues to remain strong at Crossville. This was down from previous months but expected since we had a significant amount of non-flying days in December.

Maintenance continues to be busy. We are starting two CCHS interns this week in our shop. Brenton will obtain his Airframe Certification at the end of this month and will then be a full A&P. Brandon is going to Bakers School in Nashville in February and will come back with his A&P license. We are hiring an additional mechanic this month, who is an experienced A&P and IA, with significant turbine experience. This will allow us to expand the aircraft we work on to include single and twin turbine aircraft over the coming 12 months.

6 Months interest in December and May

Principal payment in May

			11/30/2021	Due May		6/30/2022
	PAY	INT	LOAN	PRINCIPAL	INTEREST	LOAN
	<u>OUT</u>	<u>RATE</u>	<u>BALANCE</u>	<u>PAYMENT</u>	<u>PAYMENT</u>	<u>BALANCE</u>
GENERAL FUND						
				May-22		
E-911	2024	Variable	\$ 193,000	\$ 63,000	\$ 5,800	\$ 130,000
2020 Series A1 Bonds	2037	4.00%	\$ 3,965,000	\$ 60,000	\$ 50,727	\$ 3,905,000
2020 Series B Bonds	2028	4.27%	\$ 1,915,000	\$ 265,000	\$ 12,046	\$ 1,650,000
2020 Series A2 Bonds	2037	3.00%	\$ 1,165,000	\$ 60,000	\$ 15,112	\$ 1,105,000
			\$ -	\$ -	\$ -	\$ -
			<u>\$ 7,238,000</u>	<u>\$ 448,000</u>	<u>\$ 83,685</u>	<u>\$ 6,790,000</u>

#### Water & Sewer Fund

2020 Series C Bonds	2050	4.00%	\$ 29,905,000	\$ 545,000	\$ 703,766	\$ 29,360,000
Catoosa's Share			\$ (5,821,326)	\$ (106,090)	\$ (136,995)	\$ (5,715,236)
			\$ 24,083,674	\$ 438,910	\$ 566,771	\$ 23,644,764
2020 Series D Bonds	2027	4.19%	\$ 1,230,000	\$ 200,000	\$ 12,140	\$ 1,030,000
			<u>\$ 25,313,674</u>	<u>\$ 638,910</u>	<u>\$ 578,911</u>	<u>\$ 24,674,764</u>

#### CATOOSA

2020 Series C Bonds	2050	4.00%	\$ 5,821,326	\$ 106,090	\$ 136,995	\$ 5,715,236
5/20/2021 RUD Plateau tank 40 yrs	2061	1.75	\$ 888,717	\$ 15,544	\$ 15,428	\$ 873,173
			<u>\$ 6,710,043</u>	<u>\$ 121,634</u>	<u>\$ 152,423</u>	<u>\$ 6,588,409</u>

#### TOTALS (WATER & SEWER FUND)

<u>\$ 32,023,717</u>	<u>\$ 760,544</u>	<u>\$ 731,334</u>	<u>\$ 31,263,173</u>
		<u>TOTAL</u>	\$ 38,053,173



Project	Grant	Amount Local	Total	Money Spent	Money Received
bulletproof vests	\$ 36,781.44	\$ 36,781.44	\$ 73,562.88	\$ 63,732.12	\$ 36,793.78
Alcohol Saturation-2022	\$ 20,000.00	\$ -	\$ 20,000.00		
Drug Task Force Overtime	\$ 18,000.00	\$ -	\$ 18,000.00		
Airport Maintenance 21-22	\$ 15,000.00	\$ -	\$ -	\$ 15,280.71	\$ 15,280.71
Airport Layout Plan	\$ 190,000.00	\$ 10,000.00	\$ 200,000.00	\$ 28,492.59	\$ 19,601.36
Airport Lighting Rehab	\$ 153,395.00	\$ 1,835.00	\$ 155,230.00	\$ 36,035.00	\$ 34,200.00
Downtown Sidewalks/Lights	\$ 1,299,651.36	\$ 324,912.84	\$ 1,624,564.20		
Northwest Connector 3	\$ 1,046,137.00	\$ 251,534.00		\$ 1,266,050.21	\$ 1,017,195.37
Northwest Connector 2	\$ 458,648.00	\$ 114,662.00	\$ 573,310.00	\$ 237,226.03	\$ 189,780.82
Obstruction Clearing Env. Assessment	\$ 44,100.00	\$ -	\$ 44,100.00	\$ 44,100.00	\$ 44,100.00
Design Terminal Renovations	\$ 18,900.00	\$ -	\$ -	\$ 9,021.68	\$ 9,021.68
Operations Counting System	\$ 32,300.00	\$ 1,700.00	\$ 34,000.00	\$ 7,700.00	\$ 6,000.00
ARPA	\$ 3,494,987.87	\$ -	\$ -	\$ 9,000.00	\$ 1,747,493.93
Airport Maintenance 22-23	\$ 15,000.00	\$ -	\$ -	\$ 4,563.67	\$ 4,335.49
ACRGP	\$ 9,000.00	\$ -	\$ 9,000.00	\$ 9,000.00	\$ 9,000.00
ARPA-Airport	\$ 22,000.00		\$ 22,000.00	\$ 12,116.24	\$ 12,116.24