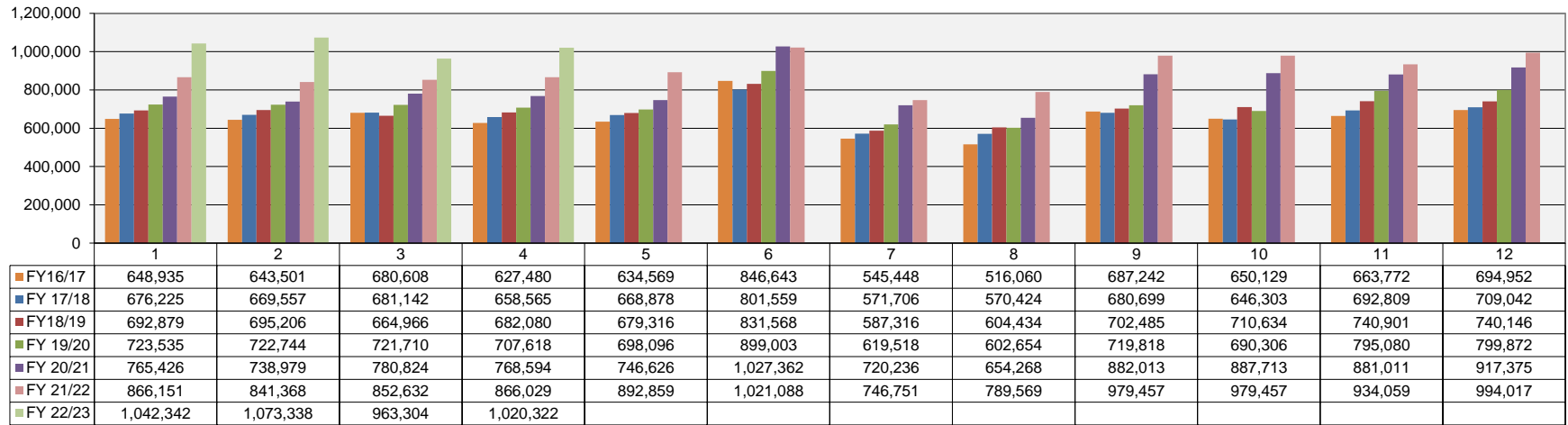
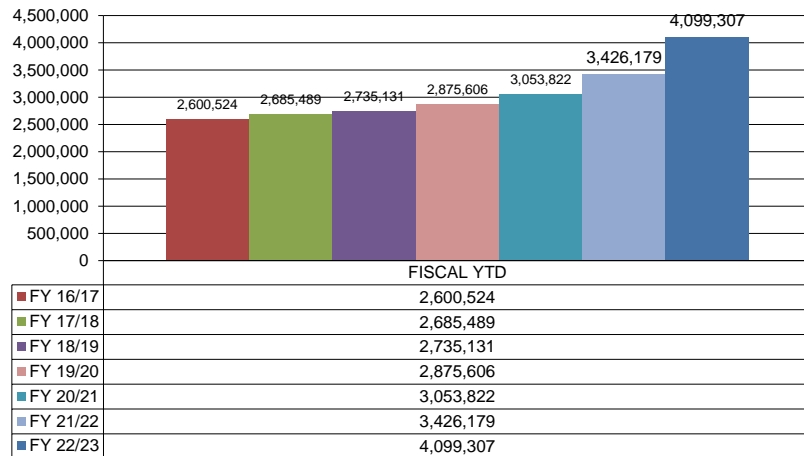


Sales Tax



Sales Tax Revenue Year-to-Date



*COLLECTIONS IN THE CITY OF CROSSVILLE

| | | | |
|--|--------|----|--------------|
| State of TN Cost of Administration | 1.125% | \$ | 2,074,161.09 |
| Net Collections (sent to Trustee's office) | | \$ | 2,050,826.78 |

Local Option Out of State Distribution \$ 10,326.36

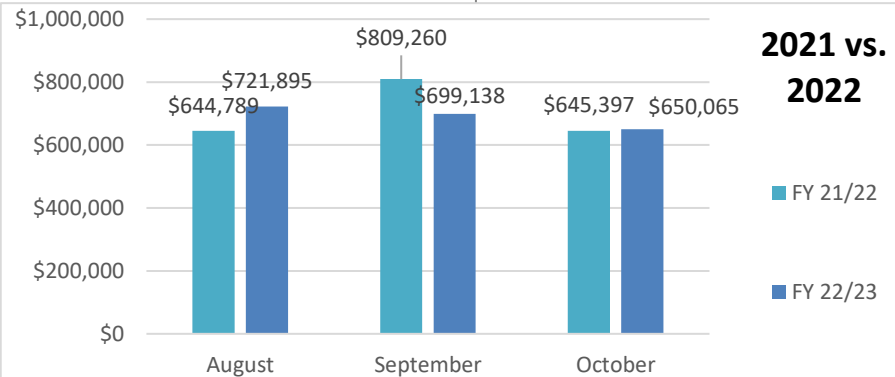
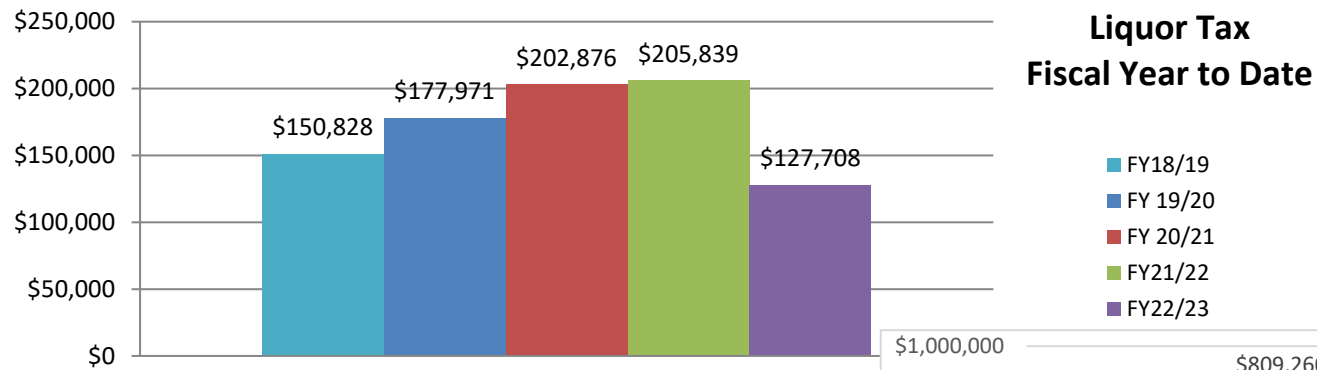
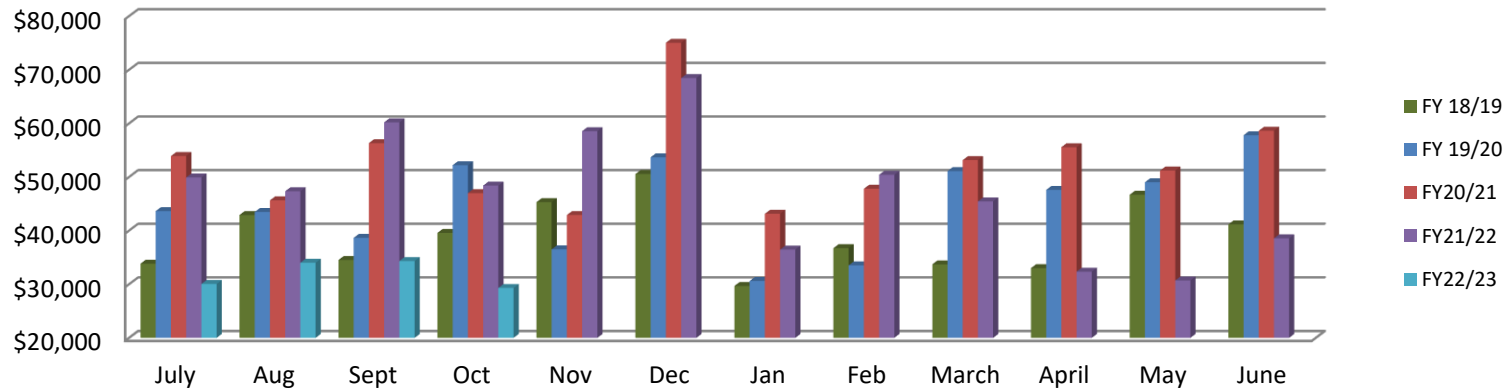
Trustee of Cumberland County 1% \$ 20,508.27
Net To Be Distributed \$ 2,040,644.87

CITY OF CROSSVILLE SPLIT

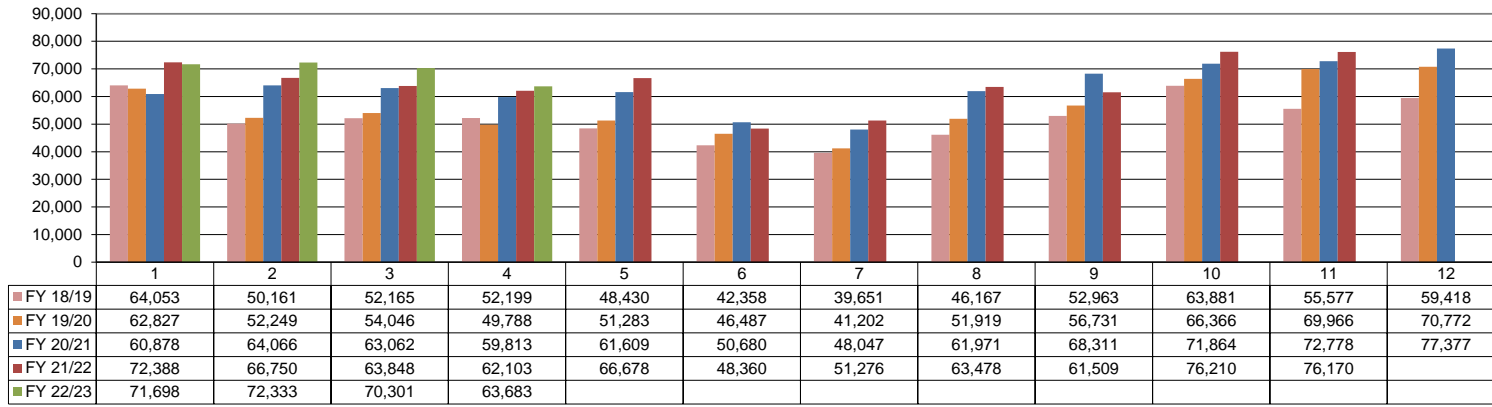
| | | |
|---|----|--------------|
| Check to City of Crossville | \$ | 1,020,322.43 |
| Check to Cumberland County Board of Education | \$ | 1,020,322.43 |

*Totals reported in November but actually collected in September

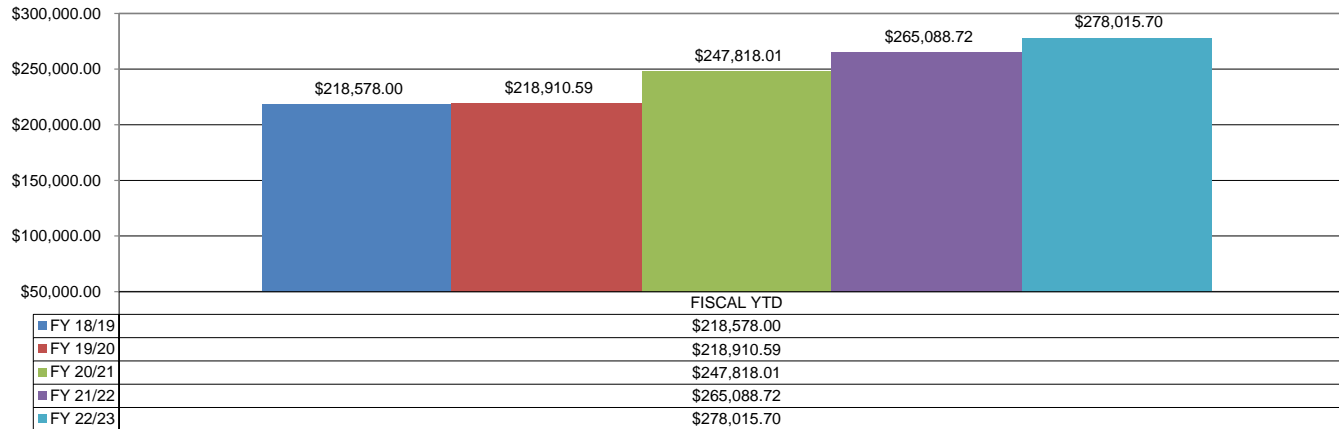
Liquor Income

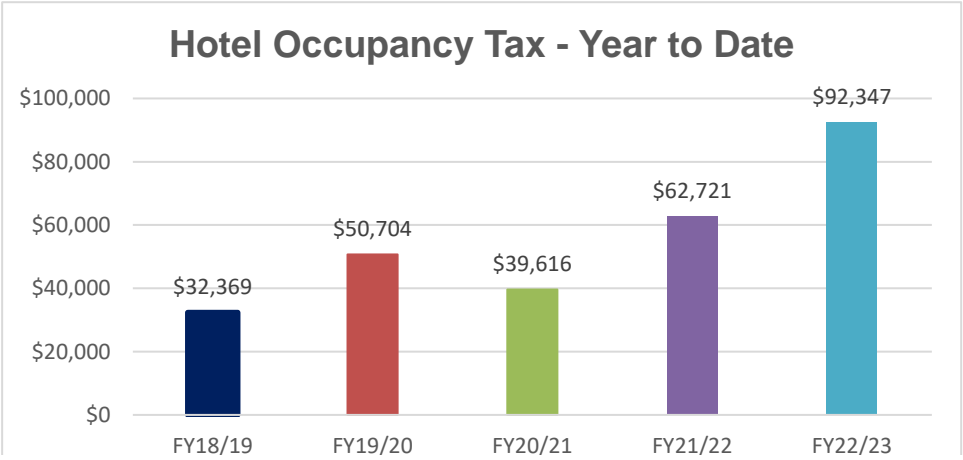
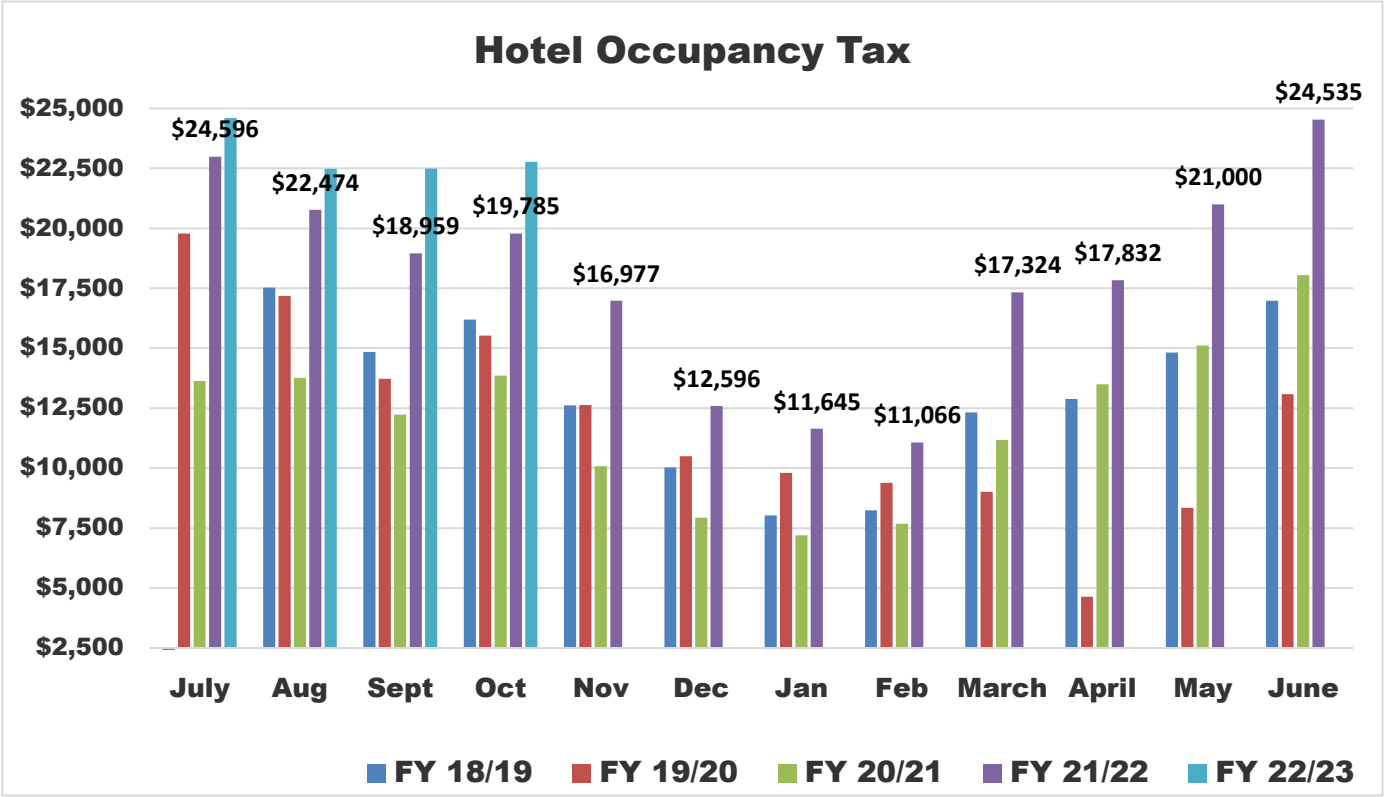


Wholesale Beer Tax



Wholesale Beer Tax Revenue Year To Date





Monthly Stats
November 2022

| CITATIONS | | OFFENSES | | ARRESTS | |
|------------------------|----|-------------------------|----|--------------------------|------|
| Ran Stop Sign | 9 | Burglary | 3 | Theft from Building | 1 |
| Speeding | 13 | Theft from Building | 8 | Fraud | 7 |
| Seatbelt Violation | 10 | Theft from Vehicle | 5 | Shoplifting | 9 |
| Failure to Yield | 1 | Theft of Vehicle Parts | 4 | Assault | 9 |
| Ran Traffic Light | 5 | Theft All Other | 2 | Domestic Assault | 9 |
| Texting while Driving | 1 | Fraud | 6 | Viol. OP/Bond Conditions | 3 |
| Registration Violation | 13 | Rape | 1 | Drug Violation | 10 |
| Light Law Violation | 11 | Shoplifting | 6 | Drug Equipment | 9 |
| Violation Muffler Law | 1 | Forcible Fondling | 1 | Weapons Law Violation | 5 |
| Improper Use of Lane | 3 | Drug Violation | 2 | DUI | 11 |
| Insurance Violation | 24 | Viol. OP/Bond Condition | 1 | Viol. Of Implied Consent | 1 |
| Due Care | 6 | Drug Equipment | 2 | Disorderly Conduct | 1 |
| Viol. Open Container | 1 | Death | 2 | DOR/DOS/No DL | 14 |
| | | Lost Property | 4 | Hit & Run | 2 |
| | | Counterfeit | 1 | Public Intoxication | 16 |
| | | Overdose | 3 | Criminal Trespass | 4 |
| | | Vandalism | 9 | Resist/Evading Arrest | 5 |
| | | Intimidation | 2 | Burglary | 1 |
| | | Recovery | 2 | Embezzlement | 2 |
| | | Suicide | 1 | Sex Offender Violation | 2 |
| | | DOR/DOS/No DL | 1 | Criminal Impersonation | 1 |
| | | Extortion | 1 | Reckless Endangerment | 2 |
| | | | | Contraband into Jail | 2 |
| | | | | Assault on 1st Responder | 1 |
| | | | | Misuse of 911 | 2 |
| | | | | Insurance Violation | 2 |
| | | | | Warrant | 25 |
| TOTAL | 98 | TOTAL | 67 | TOTAL | 156 |
| SPEED WARNINGS | 0 | JUVENILE ARRESTS | | TOTAL CALLS | 2159 |
| WARNINGS | 1 | Assault | 6 | ANIMAL CONTROL CALLS | 51 |
| JUVENILE CITATIONS | | Vaping Violation | 8 | ACCIDENTS | |
| Seatbelt Violation | 1 | Disorderly Conduct | 1 | Fatality | 0 |
| Speeding | 1 | Vandalism | 5 | With Injury | 14 |
| | | Drug Equipment | 1 | Without Injury | 28 |
| | | Weapons Law Violation | 1 | Minor | 89 |
| TOTAL | 2 | TOTAL | 22 | TOTAL | 131 |

* Participated in the 8th grade Career Fair on November 2nd.

* Provided traffic and crowd control for the Veteran's Parade on November 5th.

* K9's and K9 Officers participated in a K9 demonstration at CCHS on November 16th.



CROSSVILLE POLICE DEPARTMENT

STAT COMPARISONS

NOV 2022 TOTAL CALLS - 2,159

OCT 2,097 YEAR TO DATE - 24, 367

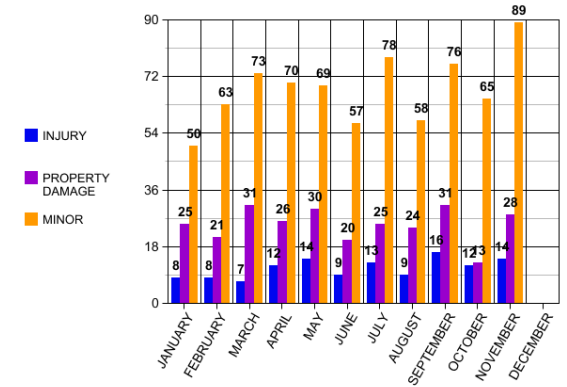
SPECIAL EVENTS

8TH GRADE CAREER FAIR

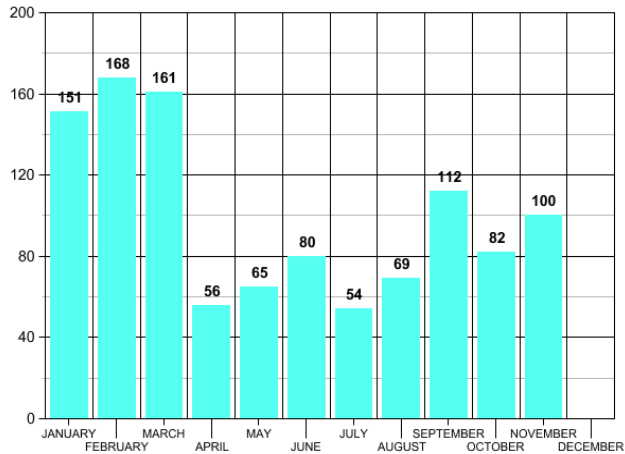
VETERAN'S PARADE

K9 DEMO CCHS

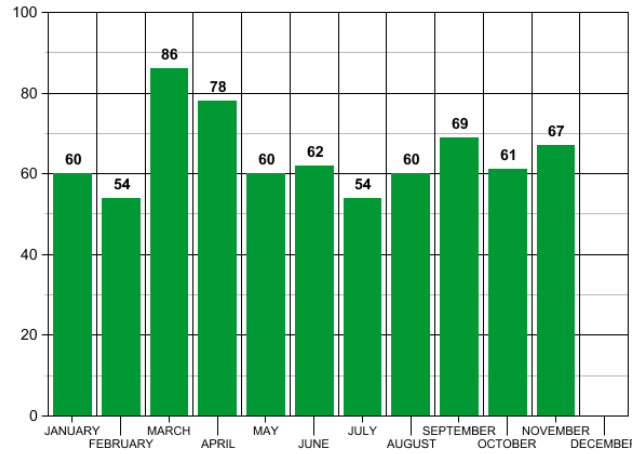
TOTAL MONTHLY ACCIDENTS



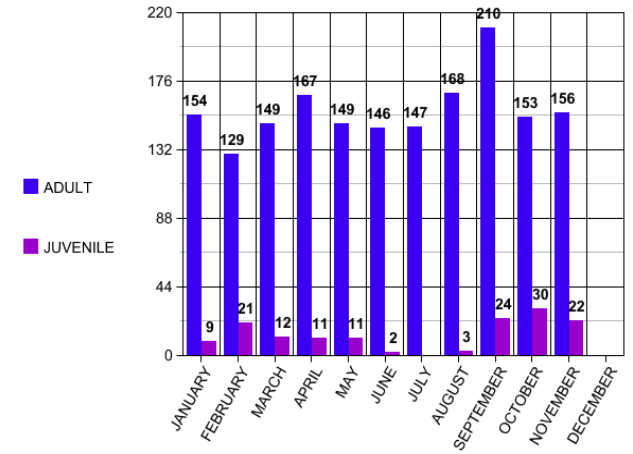
TOTAL MONTHLY CITATIONS



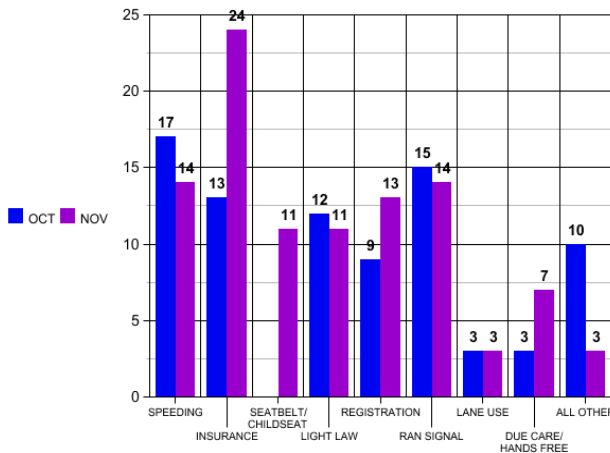
TOTAL MONTHLY OFFENSES



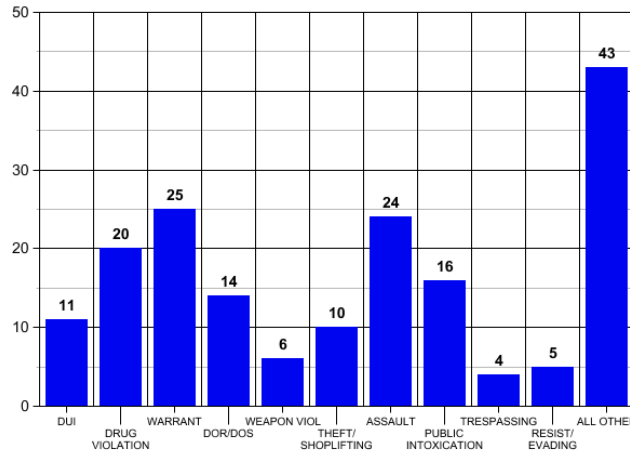
TOTAL MONTHLY ARREST



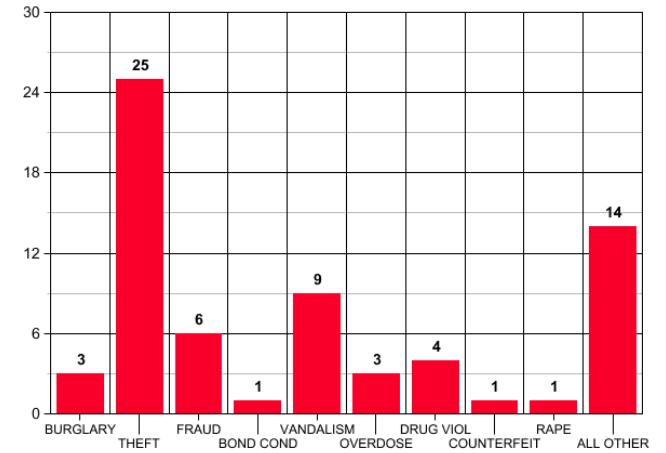
PREVIOUS MONTH CITATION COMPARISON



ARREST BY CATEGORY



OFFENSE BY CATEGORY



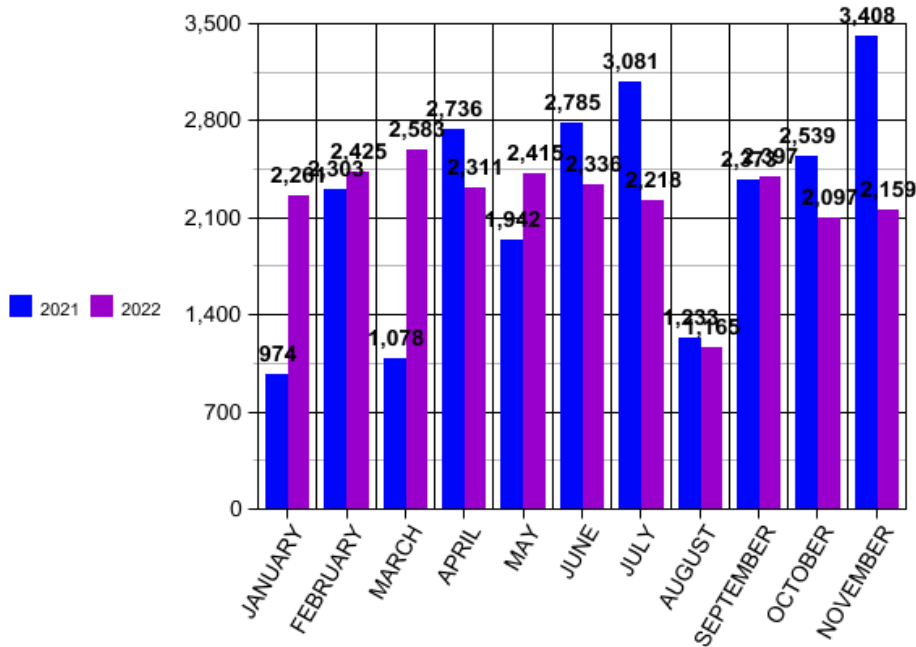


CROSSVILLE POLICE DEPARTMENT

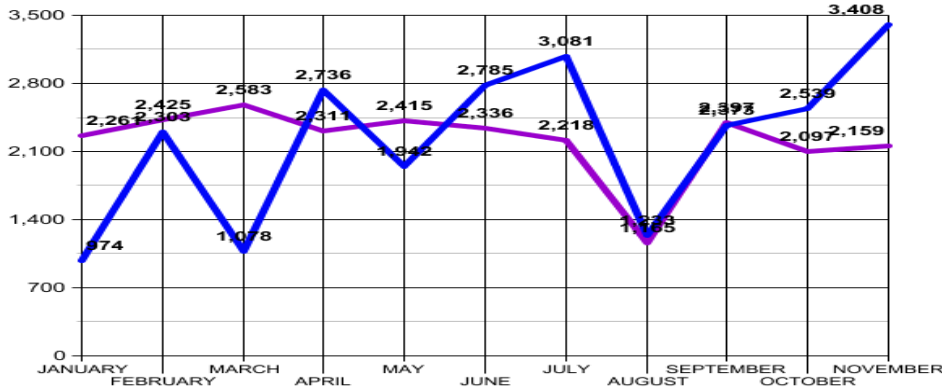
STAT COMPARISONS

YEAR TO YEAR— NOV 2022

TOTAL CALLS



TOTAL CALLS



CALLS

2021— 24,452 2022—24,367

OFFENSES

2021— 888 2022— 709

CITATIONS

2021— 889 2022— 1,099

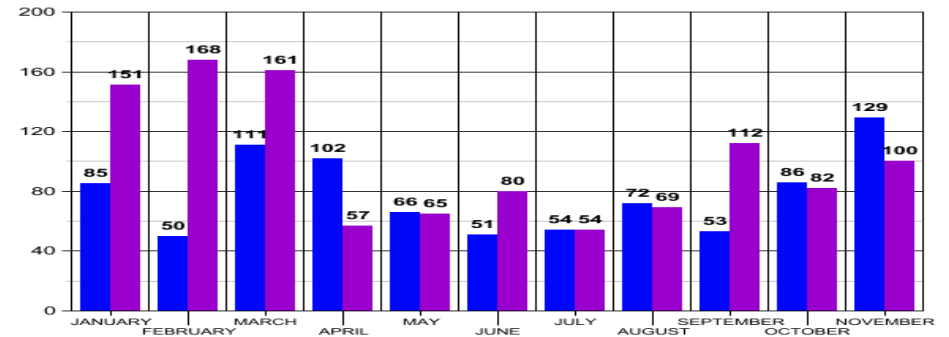
ARREST

2021— 1,843 2022— 1,873

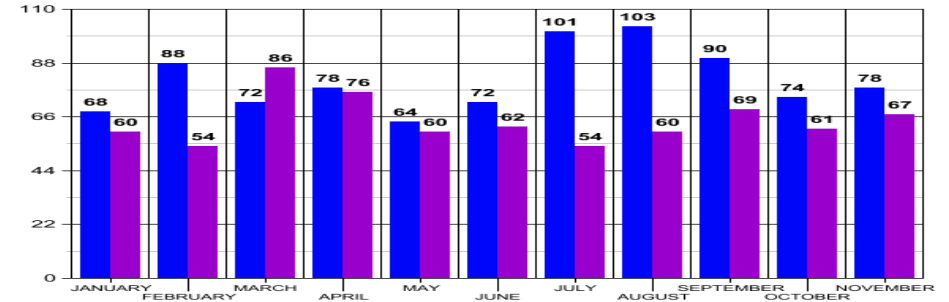
ACCIDENTS

2021— 1,105 2022— 1,143

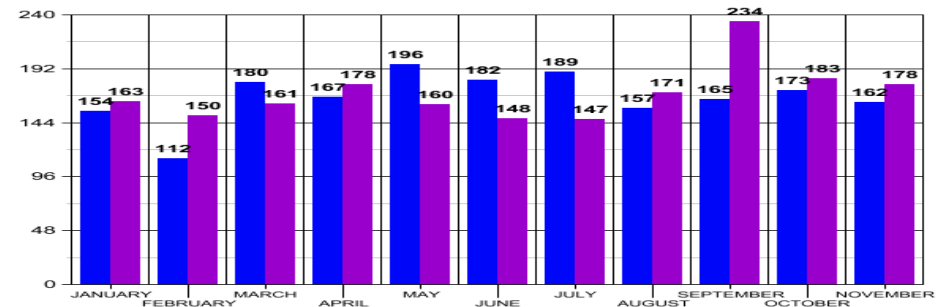
TOTAL CITATIONS



TOTAL OFFENSES



TOTAL ARREST



Crossville Fire Dept.

Crossville, TN

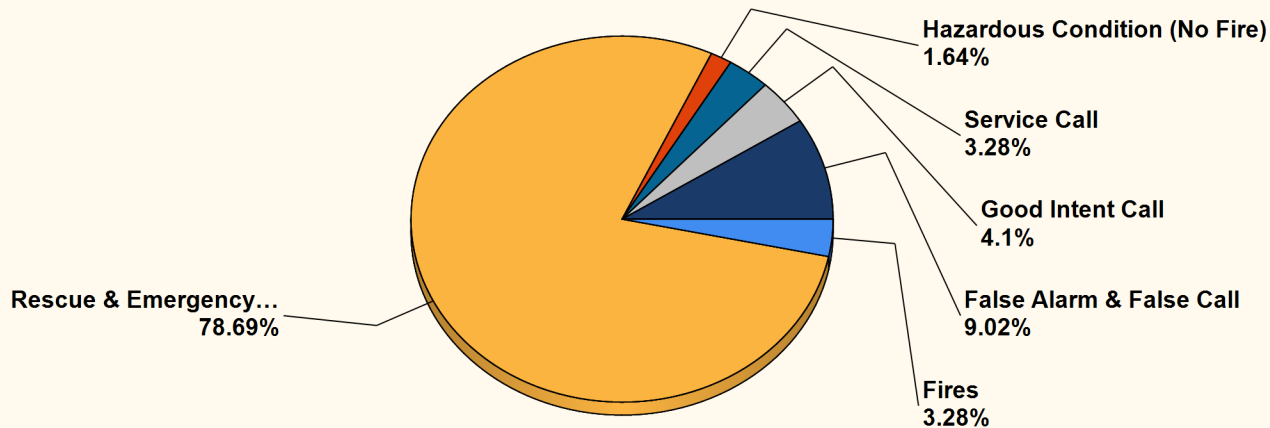
This report was generated on 12/1/2022 7:34:52 AM

CROSSVILLE



Breakdown by Major Incident Types for Date Range

Zone(s): All Zones | Start Date: 11/01/2022 | End Date: 11/30/2022



| MAJOR INCIDENT TYPE | # INCIDENTS | % of TOTAL |
|------------------------------------|-------------|-------------|
| Fires | 8 | 3.28% |
| Rescue & Emergency Medical Service | 192 | 78.69% |
| Hazardous Condition (No Fire) | 4 | 1.64% |
| Service Call | 8 | 3.28% |
| Good Intent Call | 10 | 4.1% |
| False Alarm & False Call | 22 | 9.02% |
| TOTAL | 244 | 100% |

Only REVIEWED and/or LOCKED IMPORTED incidents are included. Summary results for a major incident type are not displayed if the count is zero.



emergencyreporting.com
Doc Id: 553
Page # 1 of 2

Detailed Breakdown by Incident Type

| INCIDENT TYPE | # INCIDENTS | % of TOTAL |
|--|-------------|-------------|
| 111 - Building fire | 1 | 0.41% |
| 131 - Passenger vehicle fire | 1 | 0.41% |
| 132 - Road freight or transport vehicle fire | 1 | 0.41% |
| 140 - Natural vegetation fire, other | 2 | 0.82% |
| 141 - Forest, woods or wildland fire | 3 | 1.23% |
| 311 - Medical assist, assist EMS crew | 17 | 6.97% |
| 321 - EMS call, excluding vehicle accident with injury | 146 | 59.84% |
| 322 - Motor vehicle accident with injuries | 24 | 9.84% |
| 323 - Motor vehicle/pedestrian accident (MV Ped) | 1 | 0.41% |
| 324 - Motor vehicle accident with no injuries. | 4 | 1.64% |
| 424 - Carbon monoxide incident | 1 | 0.41% |
| 441 - Heat from short circuit (wiring), defective/worn | 1 | 0.41% |
| 445 - Arcing, shorted electrical equipment | 1 | 0.41% |
| 471 - Explosive, bomb removal (for bomb scare, use 721) | 1 | 0.41% |
| 531 - Smoke or odor removal | 1 | 0.41% |
| 550 - Public service assistance, other | 1 | 0.41% |
| 551 - Assist police or other governmental agency | 2 | 0.82% |
| 553 - Public service | 1 | 0.41% |
| 561 - Unauthorized burning | 3 | 1.23% |
| 611 - Dispatched & cancelled en route | 3 | 1.23% |
| 622 - No incident found on arrival at dispatch address | 1 | 0.41% |
| 631 - Authorized controlled burning | 3 | 1.23% |
| 651 - Smoke scare, odor of smoke | 3 | 1.23% |
| 700 - False alarm or false call, other | 4 | 1.64% |
| 730 - System malfunction, other | 1 | 0.41% |
| 733 - Smoke detector activation due to malfunction | 1 | 0.41% |
| 735 - Alarm system sounded due to malfunction | 1 | 0.41% |
| 740 - Unintentional transmission of alarm, other | 1 | 0.41% |
| 741 - Sprinkler activation, no fire - unintentional | 1 | 0.41% |
| 743 - Smoke detector activation, no fire - unintentional | 1 | 0.41% |
| 744 - Detector activation, no fire - unintentional | 1 | 0.41% |
| 745 - Alarm system activation, no fire - unintentional | 10 | 4.1% |
| 746 - Carbon monoxide detector activation, no CO | 1 | 0.41% |
| TOTAL INCIDENTS: | 244 | 100% |

BURN PERMITS FOR NOVEMBER, 2022
TOTAL: 237



Jennifer Hall

Only REVIEWED and/or LOCKED IMPORTED incidents are included. Summary results for a major incident type are not displayed if the count is zero.



emergencyreporting.com
 Doc Id: 553
 Page # 2 of 2

Crossville Fire Dept.

Crossville, TN

This report was generated on 12/1/2022 7:36:21 AM

CROSSVILLE



Daily Log Items per Activity Code for Date Range with Personnel

Activity Codes: Water Log - Commercial Water Log | Start Date: 11/01/2022 | End Date: 11/30/2022

Water Log - Commercial Water Log

| START DATE | END DATE | DURATION (hh:mm) | STATION | APPARATUS | PERSONNEL | NOTES |
|---------------------|---------------------|------------------|---------------------|-----------|-------------------|---|
| 11/03/2022 12:02:00 | 11/03/2022 12:02:00 | 0:00 | | | Mangas, Jeremy | Brooks 6000 gallons |
| 11/07/2022 14:00:00 | | | ST2 - CFD Station 2 | | Edwards , Kevin | Brooks Excavating 2500 gallons |
| 11/09/2022 12:58:00 | | | ST2 - CFD Station 2 | | Edwards , Kevin | brooks excavating 2000 gallons |
| 11/10/2022 09:10:00 | 11/10/2022 09:10:00 | 0:00 | | | Blaylock, Gary Jr | Brooks 1500 gallons |
| 11/14/2022 15:01:00 | 11/14/2022 15:01:00 | 0:00 | ST1 - CFD Station 1 | | Hall, Jennifer A | ELIZAH MEADOWS 10-098 300 GALLONS 931-250-1350 |
| 11/15/2022 07:20:00 | 11/15/2022 07:30:00 | 0:10 | | | Mangas, Jeremy | 1500 gallons |
| 11/28/2022 07:51:00 | 11/28/2022 07:51:00 | 0:00 | ST2 - CFD Station 2 | | Edwards , Kevin | Rogers Group 2700 gallons |
| 11/29/2022 13:08:00 | 11/29/2022 13:08:00 | 0:00 | ST2 - CFD Station 2 | | Phipps, Phillip | Mills Pump Service, Pikeville Tn. 423-881-3295. 850 gallons |
| | | | | | | Total Items: 8 |
| | | | | | | Grand Total Items: 8 |

Displays all Daily Log Items with personnel list for DATE RANGE and ACTIVITY CODE, grouped by Activity Code



emergencyreporting.com
Doc Id: 1668
Page # 1 of 1

| | Consumption | Water loss - flushing | Water loss - leaks | Water loss-fire fighting | Total Internal Use | Unaccounted-for Water | Pumped Water | LOSS % |
|-----------|---------------|-----------------------|--------------------|--------------------------|--------------------|-----------------------|---------------|--------|
| 2021 | | | | | | | | |
| January | 93,463,400 | 22,070 | 7,649,781 | 5,800 | 7,677,651 | 27,692,849 | 128,833,900 | 21% |
| February | 94,206,800 | 78,088 | 2,356,689 | | 2,434,777 | 20,589,923 | 117,231,500 | 18% |
| March | 94,540,400 | 40,343 | 3,181,332 | 50,000 | 3,271,675 | 27,561,625 | 125,373,700 | 22% |
| April | 86,949,700 | 133,423 | 1,802,149 | 9,000 | 1,944,572 | 25,838,128 | 114,732,400 | 23% |
| May | 101,064,800 | 44,602 | 11,929,620 | 5,730 | 11,979,952 | 14,773,648 | 127,818,400 | 12% |
| June | 112,233,100 | 471,537 | 4,288,911 | 3,200 | 4,763,648 | 8,284,552 | 125,281,300 | 7% |
| July | 107,026,900 | 111,999 | 2,235,582 | 15,500 | 2,363,081 | 13,768,719 | 123,158,700 | 11% |
| August | 103,218,000 | 671,324 | 3,817,170 | 120,300 | 4,608,794 | 17,637,706 | 125,464,500 | 14% |
| September | 115,996,500 | 119,932 | 3,178,193 | 725 | 724,475 | 1,888,425 | 118,609,400 | 2% |
| October | 104,282,500 | 56,059 | 3,100,908 | 3,100 | 3,160,067 | 9,959,133 | 117,401,700 | 8% |
| November | 103,687,800 | 125,744 | 2,893,068 | 15,200 | 3,034,012 | 2,342,088 | 109,063,900 | 2% |
| December | 99,522,100 | 170,214 | 2,088,450 | 21,150 | 2,279,814 | 5,623,866 | 107,425,800 | 5% |
| 2022 | | | | | | | | |
| January | 96,480,200 | 81,734 | 1,193,520 | 26,300 | 1,301,554 | 19,108,113 | 116,889,867 | 16% |
| February | 85,713,300 | 90,186 | 6,599,655 | 18,800 | 6,708,641 | 8,226,759 | 100,648,700 | 8% |
| March | 99,417,600 | 50,686 | 1,768,173 | 6,250 | 1,825,109 | 7,587,191 | 108,829,900 | 7% |
| April | 91,940,100 | 532,444 | 1,085,494 | 29,850 | 1,647,788 | 14,340,712 | 107,928,600 | 13% |
| May | 92,160,900 | 272,159 | 5,094,446 | 1,450 | 5,368,055 | 29,512,045 | 127,041,000 | 23% |
| June | 102,704,000 | 287,416 | 3,408,224 | 19,600 | 3,715,240 | 27,613,460 | 134,032,700 | 21% |
| July | 103,880,600 | 235,854 | 5,925,760 | 18,000 | 6,179,614 | 18,664,386 | 128,724,600 | 14% |
| August | 97,180,200 | 79,705 | 3,369,885 | 12,700 | 3,462,291 | 29,121,510 | 129,764,000 | 22% |
| September | 102,751,500 | 231,605 | 7,626,998 | 13,975 | 7,872,578 | 10,362,922 | 120,987,000 | 9% |
| October | 95,489,200 | 278,513 | 2,484,770 | 318,545 | 3,081,828 | 9,971,462 | 108,542,490 | 9% |
| November | 95,833,300 | 412,792 | 4,738,060 | 17,350 | 5,168,202 | 16,381,098 | 117,382,600 | 14% |
| December | | | | | | | | |
| TOTAL: | | | | | | | | |
| 6 mos | 597,838,800 | 1,525,886 | 27,553,697 | 400,170 | 29,479,753 | 112,114,837 | 739,433,390 | 15% |
| 12 mos | 1,163,073,000 | 2,723,310 | 45,383,435 | 503,970 | 48,610,714 | 196,513,523 | 1,408,197,257 | 14% |

Utility Maintenance

Nov-22 Monthly Report

| | |
|---------------------------------|---------------------|
| <u>Locations:</u> | 417 |
| <u>Backflows Tested:</u> | 27 |
| <u>Grinder Pumps Sold:</u> | 0 |
| <u>Preliminary Inspections:</u> | 4 |
| <u>Final Inspections:</u> | 1 |
| <u>Replacement Pumps</u> | 0 |
| <u>Grinder Pumps Repairs</u> | 16 |
| <u>Meter:</u> | |
| Turn-Ons | 22 |
| Turn-Offs | 12 |
| Occupant Changes | 46 |
| Reinstates | 18 |
| Checks, Replacement, Repair | 12 |
| Water Taps | 9 |
| Main Line Leaks | 10 |
| Service Repairs | 2 |
| <u>Total Water Loss:</u> | 4,243,090.20 |
| <u>Sewer Taps</u> | 4 |
| <u>Sewer Line Repairs</u> | 1 |
| <u>Graves</u> | 10 |
| <u>Pipe Installed</u> | |
| | 166' of 3/4" copper |
| | 18' 1" copper |
| | 31' of 6" PVC |
| | 2' 2" pvc |
| | 5' 2" copper |
| | 36' 2" HDPE |

Monthly Summary

Replaced approximate 27 3/4
water meters due to meter or AMR malfunctioning

Read meters, Did service orders and customer complaints
continued hydrant flow testing
Tested 27 backflows devices

Water leaks repaired:

53 deep draw road
313 Bentree Drive
3655 Hwy 127 South
Corner of Webb and Genesis RD.
54 Marantha Lane
1080 Hillcrest Drive
54 Rose Street
1251 Interstate Drive
70 Park Street
Azalia Ave. and West Adams
459 Hwy. 68
27 Shoreline Drive

Water Taps:

101 St. Alphonsus Way 1 1/2
101 St. Alphonsus Way 6" fire line
63 Dewey Drive L.3
Creek Front Court 6" line Tie In
4952 Hwy 127 South
107 Underwood Street
1139 Sparta Drive
86 Copper Point L.21
321 Waterview Drive L.59

Sewer Taps

63 Dewey Drive L.3
9 Jimmie Jack Lane
1139 Sparta Drive
321 Waterview Drive L.59

Sewer Line Repairs:

192 Cedar Ridge

Grinder pump finals

85 Dunbar Drive

Grave Services

Evelyn Ray

Shelby Gene Janow

Billy Ray Rollins

Brenda Joyce Findley

Camilla Wyatt

Glenda Fouch

Sherry Ferguson

Lloyde Bilbrey

Andy Gene Elmore

Ernestine Johnson

Next Months Forecast

Replace AMR meters & ERTs as needed

Do water & sewer taps & graves

Repair Grinder pumps & cleanings & maint. checks

Test Backflows

Hydrant testing and/or maintenance

finish up west ave. water main lowering for TDOT

Maybe start 6" water line at the Airport

Start Sewer Grinder Pump and Line at Airport

CATOOSA DEPARTMENT
WATER LOST
NOVEMBER 2022

| MASTER PUMPS | WATER PURCHASED | | |
|-------------------------|----------------------------|---------------------|------------|
| 70-NORTH | 13,287,170 | | |
| 127 HWY | 15,017,280 | | |
| GENESIS | 6,807,800 | | |
| 62 HWY | 0 | | |
| | | | |
| TOTAL | 35,112,250 | | |
| | | | |
| | WATER SOLD | | |
| MASTER PUMP TOTALS | 35,112,250 | | |
| LESS CUSTOMERS | 19,295,200 | | |
| LESS 200 ACCOUNTS | 5,415,300 | | |
| | 10,401,750 | % of Loss | 30% |
| | | | |
| FIRE DEPARTMENT | | | |
| TANK CLEANING & FILLING | - | | |
| METERED FILLING | | | |
| METERED FLUSHING | 169,442 | | |
| UNMETERED FLUSHING | 350 | | |
| UNMETERED LEAK | 737,970 | | |
| BILL ADJUSTMENTS | | | |
| METERED LEAKS | | | |
| BULK SALES | | | |
| TOTAL | 9,493,988 | Total % Loss | 27% |
| | | | |
| | | | |
| | | | |
| | | | |
| | | | |

Permits Break Down Report

| | City & County Mechanical | City & County Plumbing | City Commercial | City Residential | County Commercial | County Residential | Land Disturbance Permits | Not Defined | Total Permits | County Fees Paid | City Fees Paid | Total Fees Paid |
|----------------|--------------------------------|------------------------------|--------------------|---------------------|----------------------|-----------------------|--------------------------------|-------------|---------------|---------------------|--------------------|---------------------|
| July 2022 | 27 | 30 | 0 | 3 | 1 | 26 | 0 | 1 | 88 | \$29,797.00 | \$5,437.00 | \$35,394.00 |
| August 2022 | 20 | 43 | 4 | 19 | 1 | 29 | 2 | 4 | 122 | \$40,538.00 | \$18,973.00 | \$59,511.00 |
| September 2022 | 33 | 41 | 3 | 9 | 0 | 37 | 2 | 2 | 127 | \$43,071.00 | \$9,223.00 | \$52,294.00 |
| October 2022 | 25 | 22 | 3 | 9 | 1 | 17 | 4 | 1 | 82 | \$22,524.00 | \$9,529.00 | \$32,053.00 |
| November 2022 | 27 | 15 | 1 | 4 | 3 | 13 | 1 | 5 | 69 | \$22,019.00 | \$2,218.00 | \$24,237.00 |
| Total | 132 | 151 | 11 | 44 | 6 | 122 | 9 | 13 | 488 | \$157,949.00 | \$45,380.00 | \$203,489.00 |

Engineering Projects Report December 3, 2022

| Project | Current Status | Dates |
|--|---|--|
| TDOT 127 South Utility Relocation | The Contractor is in the process of submitting materials for approval and has started relocating the utilities. | Target Completion Date June 30, 2024 |
| TDOT 127 North Utility Relocation Section 1 | The utilities for this project are 66% financially complete as of November 30th. The Contractor has started testing the waterlines and is moving services over to the new line. | Target Completion Date June 30, 2025 |
| TDOT 127 North Utility Relocation Section 4 (Fentress Cumberland County Line) | The portion of this project that is the City's water utility relocation is complete and a final punch list will be created after the road work is completed. | Target Completion Date August 31, 2026 |
| TDOT 127 North Utility Relocation Section 2 | A utility deconfliction meeting was held August 2nd and the City was informed by TDOT that the bid letting will be moved to 2025. | Bid Letting December 8, 2023 |
| TDOT 127 North Utility Relocation Section 3 | A utility deconfliction meeting was held August 2nd and the City was informed by TDOT that the bid letting will be moved to 2025. | Bid Letting December 8, 2023 |
| Northwest Connector Phase 3 | The utilities for this project are 72% financially complete as of November 30th. The contractor continues to progress with the water and sewer relocation on the west end of the project. | Total Completion Date July 21, 2023 Finish from Genesis To Stout May 31, 2022 |
| Northwest Connector Phase 2 Downtown Sidewalks | All appraisals work has been completed and the City is in the process of acquiring property. TDOT has requested the NEPA (National Environmental Policy Act) Document be updated. This process is a six month long process. City staff is working to finalize all easements. | Bid Letting 2023 |
| Old Lantana Road, County Seat and Southbend Waterline Replacement | The City has reviewed the plans and the Engineer is revising the plans. A construction start date will be established once the easements are acquired. | |
| Bridges for Trails at Meadow Park | The bridge has been ordered and is expected to be delivered by June 2023. The shop drawings for the bridge will be available this month. | |
| Quail Hollow Court | The Exhibit "A" document required for the sale of the property will be updated when the Airport Layout Plan is updated. | |
| Main Street and Lantana Traffic Signal Replacement | The date for the start of work "Notice to Proceed" is December 5th 2022 with the completion date of June 5th 2023. The Contractor has submitted all materials for approval. The current delivery schedule for materials will extend the completion of this project to December of 2023. | Completion date June 5, 2023 |
| Fourth Street and West Avenue Traffic Signal Replacement | The City has received a draft set of ROW plans. A utility coordination meeting is forthcoming. This project has low priorities because the City will not have STP funds to fund construction for three to five years. | |
| Meadow Park Water Filtration Plant Sewer Project | The Engineer has created the exhibits for the easements. The City is in the process of acquiring the easements. | Schedule will be forthcoming |
| Raw Water Study (Meadow Park Lake Expansion) | The field work has been completed and the firms are compiling the information into a document. | |
| Airport Obstruction Removal | A pre-construction meeting is scheduled next week. The obstruction clearing should start in January. | |
| Underwood Street Sidewalk | Acquisition documents have been turned over to the City Attorney so that City Staff can negotiate the acquisitions. | |
| Tulip Drive Sewer Installation | The plans are complete and the City is awaiting the payment of the fees. | |
| Airport ALP | The aircraft counter has been installed and the ALP contract has been extended for one year. | |
| Industrial Blvd and Highway 127 Intersection Waterline Rehab | The Contracts have been signed. The start date for the contract is December 5th 2022 and the completion date is June 3rd 2022. The Contractor will be starting this project when the weather breaks. | Completion date June 3, 2023 |
| Deer Creek Sewer | HOA of Deer Creek has renewed their sewer permit and they are discussing options for connecting to the City Sewer system. This project will be removed from this list because the HOA is not pursuing moving forward with the project. | |
| TDOT SR 1 Highway 70 Bridge Replacement (Sparta Highway) Utility Relocation | We are waiting on the bid letting. All plans and specifications have been delivered to TDOT. | Bid Letting December 9, 2022 |
| TDOT SR 24 Highway 70 North Bridge Replacement Utility Relocation | The Engineer is developing the utility relocation plan. TDOT is working out clearance issues with TVA lines and this project's timeline will grow. | Bid Letting August 19, 2022 DELAYED |
| CoLinX Fire Pump and Tank System | The line has been capped and the tank and pump have been disconnected from the fire system. | |
| Little Obed Pedestrian Bridge | The City was not selected for the CDBG grant. | |
| Meadow Park Water Filtration Transfer Pumps | The Contractor has installed the new pump and it is functioning. One of the original pumps has been removed to be rebuilt. The original pump was installed before the roof was installed and the contractor had to cut the shaft and the housing. A change order will be developed for this modification. The rebuilt pump will be reinstalled this month. | |
| Miller Avenue Crosswalk | The City is coordinating the signage and striping. The signal should be on flash on December 14th and go in to full operation January 4th. | |
| Airport PAPI Replacement | The lights have been installed. Wiring and cleanup remains as unfinished work. | Completion date December 14, 2022 |
| High Mast Light Replacement on Peavine Interchange | The Contractor has completed the installation of the new pole and light and is awaiting materials for the pole with broken cables. | |
| Meadow Park Kayak Launch | The Contractor has received all material except the cable and has started the manufacturing of the launch. | |
| Site Construction for Airport Box Hangars | The Street Department has started the excavation work and have installed about half of the fill material. The Engineering Department has ordered the precast concrete materials which should be delivered within the next month. The Engineering Department is also modifying the stormwater pollution permit for an additional site. | |
| Truck Route | One RFQ was received and the Engineering Department is reviewing the qualifications. | |
| Hilltoppers Paved Trail Extension | The Street Department has completed the earth work and placed the stone base for the asphalt trail. The asphalt will be bid in the spring. | |
| Airport Terminal Building | The Engineers and Architects are developing the plans and specifications. | |
| TDOT West Avenue Drainage Repair and Paving | TDOT's contractor has paved this section of West Avenue. TDOT has set a storm junction box on the shoulder of Tenth Street. City Crews have connected the junction box to the City's storm sewer. City Crews have installed valves on the water lines in the area of the intersection and await on TDOT to acquire a environmental permit to install a 54 inch concrete culvert across West Avenue. The new asphalt will be cut, once the permit has been acquired, and the culvert will be extended across West Avenue. City crews will also perform waterline work in the new asphalt at this time. This will not occur until the permit is acquired by TDOT. | |
| Private Developments | | |
| The Gardens Phase 8 Plat 3 | All roads, water and sewer are complete. The stormwater retention structures have not been completed and the City is holding a financial guarantee for this work. | |
| The Gardens Phase 8 Plat 4 | The Final Plat has been approved by the Planning Commission. All utilities have been approved. Work has not started on the road. | |
| Sky View Meadow Subdivision Phase 2 | All roads, water and sewer are complete. The stormwater retention structures have not been completed and the City is holding a financial guarantee for this work. | |

Airport Committee Meeting Report from FBO: December 5, 2022

October Fuel Flow: 10,161 gallons

Avgas: 4,192 gallons

Jet A: 5,969 gallons

November Fuel Flow: 7,229 gallons

Avgas: 2,616 gallons

Jet A: 4,613 gallons

Last November Fuel Flow: 8,828 gallons

Avgas: 3,038 gallons

Jet A: 5,790 gallons

Fuel sales were off in November over October and also down year over year. Weather and the Holiday weekend slowed operations.

We flew 183.4 hours in Crossville for flight training. Training activity continues to remain strong at Crossville. We are acquiring a second Tecnam P2008 and it will be based in Crossville starting in January.

Maintenance continues to be busy. At the beginning of 2023 we will add two CCHS interns in maintenance who will be working part time in the afternoons after school.

6 Months interest in December and May

Principal payment in May

| | | | 11/30/2021 | Due May | | 6/30/2022 |
|----------------------|------------|-------------|---------------------|-------------------|------------------|---------------------|
| | <u>PAY</u> | <u>INT</u> | <u>LOAN</u> | <u>PRINCIPAL</u> | <u>INTEREST</u> | <u>LOAN</u> |
| | <u>OUT</u> | <u>RATE</u> | <u>BALANCE</u> | <u>PAYMENT</u> | <u>PAYMENT</u> | <u>BALANCE</u> |
| GENERAL FUND | | | | | | |
| | | | | May-22 | | |
| E-911 | 2024 | Variable | \$ 193,000 | \$ 63,000 | \$ 5,800 | \$ 130,000 |
| 2020 Series A1 Bonds | 2037 | 4.00% | \$ 3,965,000 | \$ 60,000 | \$ 50,727 | \$ 3,905,000 |
| 2020 Series B Bonds | 2028 | 4.27% | \$ 1,915,000 | \$ 265,000 | \$ 12,046 | \$ 1,650,000 |
| 2020 Series A2 Bonds | 2037 | 3.00% | \$ 1,165,000 | \$ 60,000 | \$ 15,112 | \$ 1,105,000 |
| | | | \$ - | \$ - | \$ - | \$ - |
| | | | <u>\$ 7,238,000</u> | <u>\$ 448,000</u> | <u>\$ 83,685</u> | <u>\$ 6,790,000</u> |

Water & Sewer Fund

| | | | | | | |
|---------------------|------|-------|----------------------|-------------------|-------------------|----------------------|
| 2020 Series C Bonds | 2050 | 4.00% | \$ 29,905,000 | \$ 545,000 | \$ 703,766 | \$ 29,360,000 |
| Catoosa's Share | | | \$ (5,821,326) | \$ (106,090) | \$ (136,995) | \$ (5,715,236) |
| | | | \$ 24,083,674 | \$ 438,910 | \$ 566,771 | \$ 23,644,764 |
| 2020 Series D Bonds | 2027 | 4.19% | \$ 1,230,000 | \$ 200,000 | \$ 12,140 | \$ 1,030,000 |
| | | | <u>\$ 25,313,674</u> | <u>\$ 638,910</u> | <u>\$ 578,911</u> | <u>\$ 24,674,764</u> |

CATOOSA

| | | | | | | |
|-----------------------------------|------|-------|---------------------|-------------------|-------------------|---------------------|
| 2020 Series C Bonds | 2050 | 4.00% | \$ 5,821,326 | \$ 106,090 | \$ 136,995 | \$ 5,715,236 |
| 5/20/2021 RUD Plateau tank 40 yrs | 2061 | 1.75 | \$ 888,717 | \$ 15,544 | \$ 15,428 | \$ 873,173 |
| | | | <u>\$ 6,710,043</u> | <u>\$ 121,634</u> | <u>\$ 152,423</u> | <u>\$ 6,588,409</u> |

TOTALS (WATER & SEWER FUND)

| | | | |
|----------------------|-------------------|-------------------|----------------------|
| <u>\$ 32,023,717</u> | <u>\$ 760,544</u> | <u>\$ 731,334</u> | <u>\$ 31,263,173</u> |
| | | <u>TOTAL</u> | \$ 38,053,173 |

CITY OF CROSSVILLE
CURRENT GRANTS/PROJECTS

GENERAL FUND

| | Grant Agency | Amount | | | Money | Money | To Be |
|--|--|-----------------|---------------|-----------------|-----------------|-----------------|----------|
| | | Grant | Local | Total | Spent | Received | Received |
| | AWARDED: | | | | | | |
| | Dept. of Justice | \$ 36,781.44 | \$ 36,781.44 | \$ 73,562.88 | \$ 63,732.12 | \$ 36,793.78 | |
| | THSO Alcohol Saturation/Checkpoint Grant | \$ 20,000.00 | \$ - | \$ 20,000.00 | | | |
| | HIDTA | \$ 18,000.00 | \$ - | \$ 18,000.00 | | | |
| | TDOT-Aeronautics | \$ 15,000.00 | \$ - | \$ - | \$ 15,280.71 | \$ 15,280.71 | |
| | TDOT-Aeronautics | \$ 190,000.00 | \$ 10,000.00 | \$ 200,000.00 | \$ 28,492.59 | \$ 19,601.36 | |
| | TDOT-Aeronautics | \$ 153,395.00 | \$ 1,835.00 | \$ 155,230.00 | \$ 36,035.00 | \$ 34,200.00 | |
| | TDOT-TAP | \$ 1,299,651.36 | \$ 324,912.84 | \$ 1,624,564.20 | | | |
| | TDOT-Surface Trans | \$ 1,046,137.00 | \$ 251,534.00 | | \$ 1,266,050.21 | \$ 1,017,195.37 | |
| | TDOT-Surface Trans | \$ 458,648.00 | \$ 114,662.00 | \$ 573,310.00 | \$ 237,226.03 | \$ 189,780.82 | |
| | TDOT-Aeronautics | \$ 44,100.00 | \$ - | \$ 44,100.00 | \$ 44,100.00 | \$ 44,100.00 | |
| | TDOT-Aeronautics | \$ 18,900.00 | \$ - | \$ - | \$ 9,021.68 | \$ 9,021.68 | |
| | TDOT-Aeronautics | \$ 32,300.00 | \$ 1,700.00 | \$ 34,000.00 | \$ 7,700.00 | \$ 6,000.00 | |
| | TDOT-Aeronautics | \$ 3,494,987.87 | \$ - | \$ - | \$ 9,000.00 | \$ 1,747,493.93 | |
| | TDOT-Aeronautics | \$ 15,000.00 | \$ - | \$ - | \$ 4,563.67 | \$ 4,335.49 | |
| | TDOT-Aeronautics | \$ 9,000.00 | \$ - | \$ 9,000.00 | \$ 9,000.00 | \$ 9,000.00 | |
| | TDOT-Aeronautics | \$ 22,000.00 | | \$ 22,000.00 | \$ 12,116.24 | \$ 12,116.24 | |