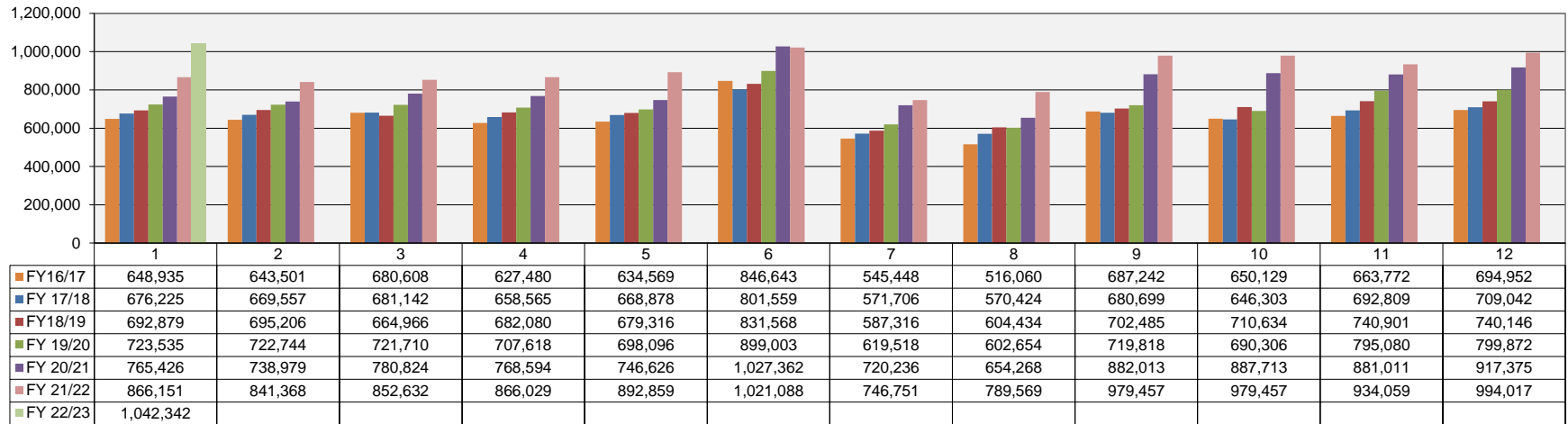
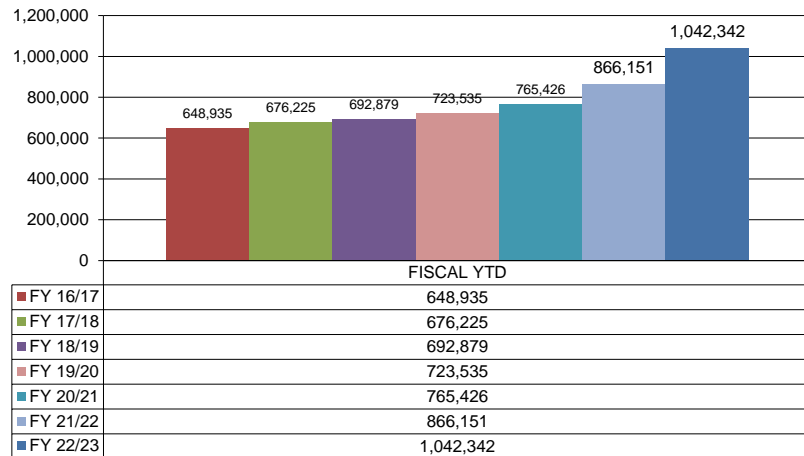


Sales Tax



Sales Tax Revenue Year-to-Date



*COLLECTIONS IN THE CITY OF CROSSVILLE

State of TN Cost of Administration	1.125%	\$	2,114,540.14
Net Collections (sent to Trustee's office)		\$	2,090,751.56

Local Option Out of State Distribution \$ 14,840.46

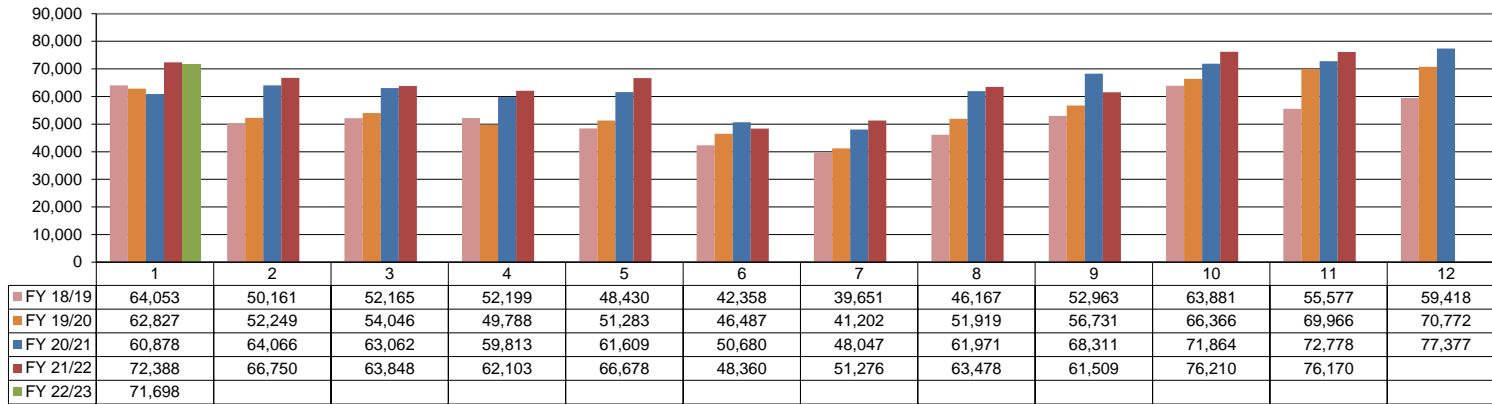
Trustee of Cumberland County 1% \$ 20,907.52
Net To Be Distributed \$ 2,084,684.51

CITY OF CROSSVILLE SPLIT

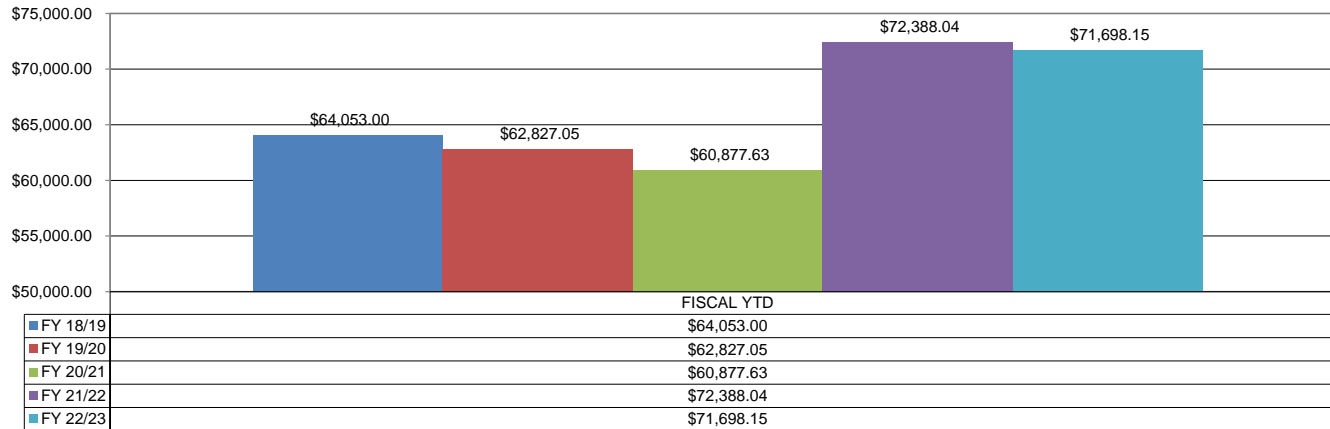
Check to City of Crossville \$ 1,042,342.25
Check to Cumberland County Board of Education \$ 1,042,342.25

*Totals reported in August but actually collected in June

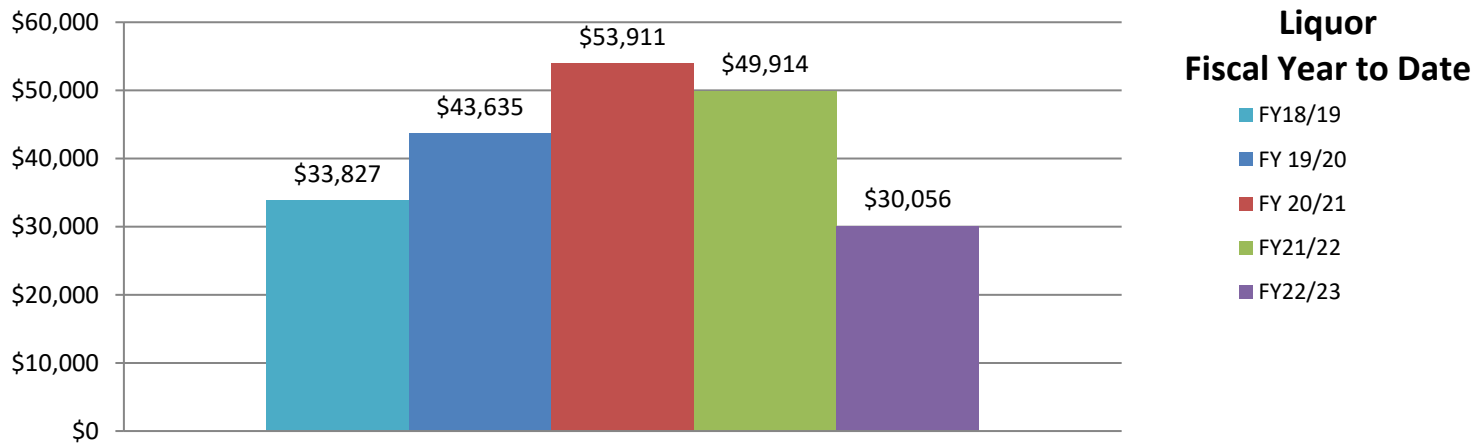
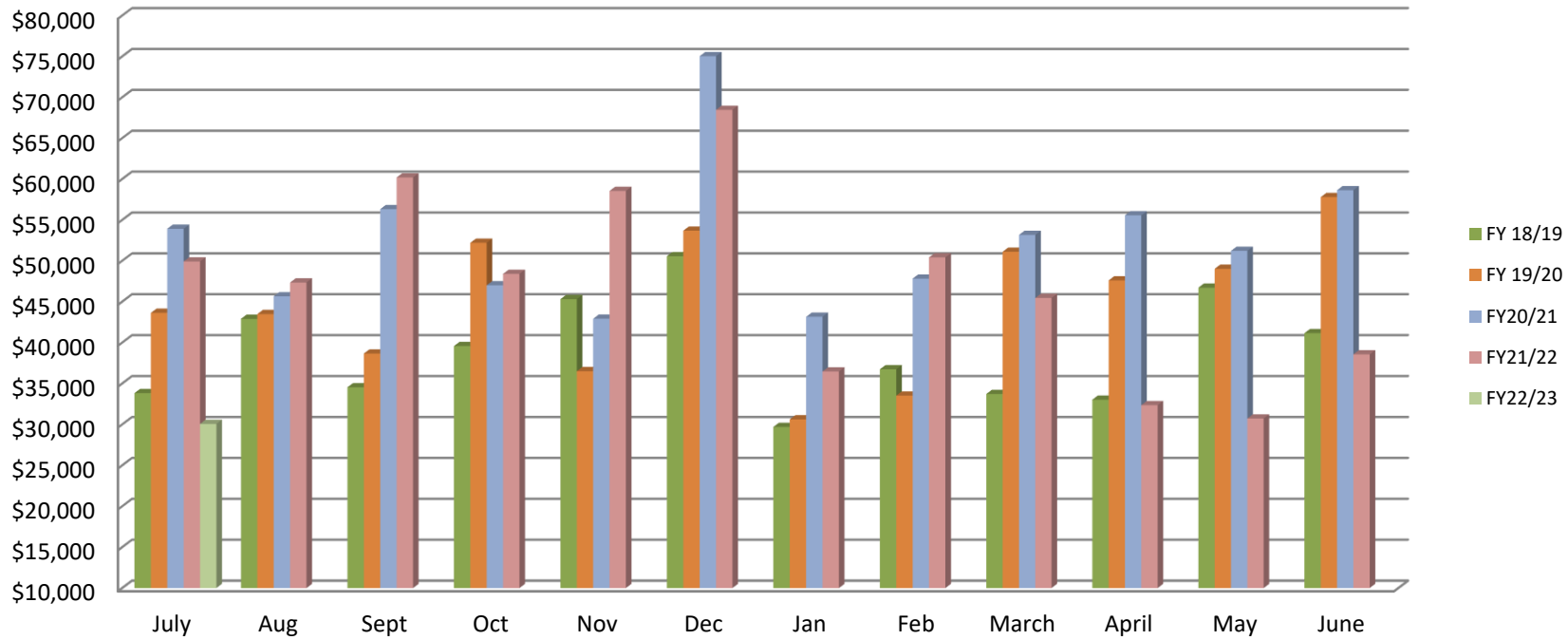
Wholesale Beer Tax

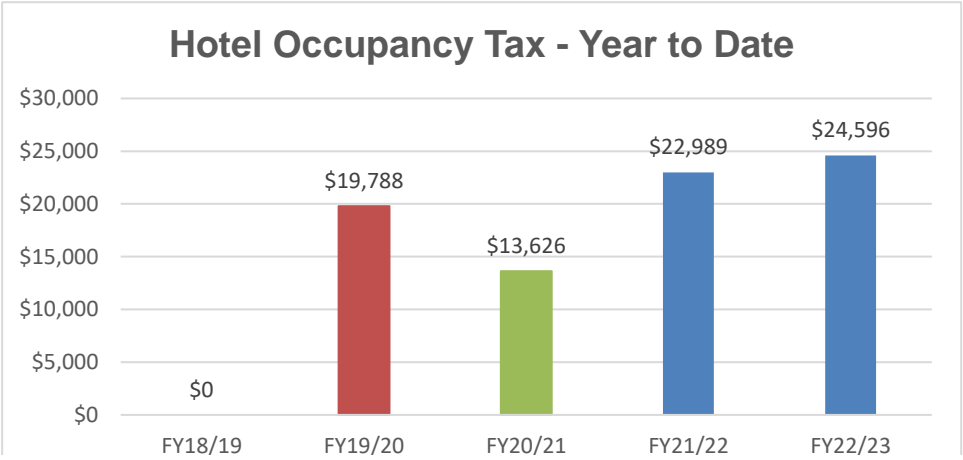
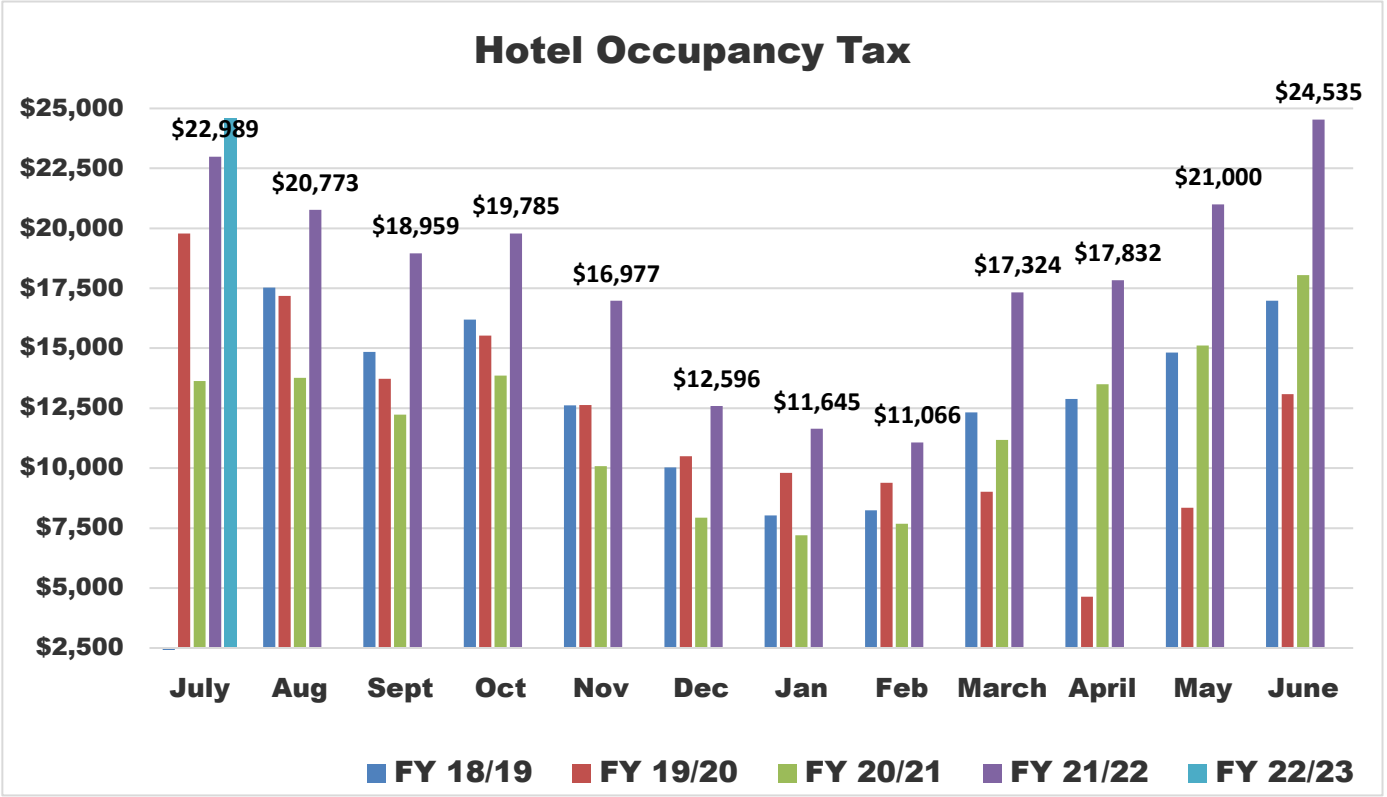


Wholesale Beer Tax Revenue Year To Date



Liquor Income





Monthly Stats
August 2022

CITATIONS		OFFENSES		ARRESTS	
Ran Stop Sign	3	Burglary	4	Burglary	1
Speeding	3	Theft from Building	4	Theft from Building	2
Seat belt Violation	8	Shoplifting	4	Theft from Vehicle	1
Child Restraint Violation	1	Theft from Vehicle	3	Fraud	3
Ran Traffic Light	1	Theft All Other	4	Shoplifting	18
Failure to Yield	4	Fraud	5	Assault	1
Registration Violation	13	Assault	2	Domestic Assault	6
Light Law Violation	10	Rape	1	Viol. OP/Bond Condittions	2
Following too Close	1	Forcible Fondling	1	Drug Violation	15
Improper Use of Lane	2	Embezzlement	1	Drug Equipment	13
Insurance Violation	18	Lost Property	2	Weapons Law Violation	2
Due Care	5	Dog Bite	1	Vehicle Theft	1
		Death	3	Vandalism	2
		Vandalism	11	DUI	8
		Harassment	1	Disorderly Conduct	1
		Property Damage	2	Resist/Evading Arrest	4
		Hit & Run	1	DOR/DOS/No DL	14
		Overdose	4	Public Intoxication	30
		Suicide	1	Criminal Trespass	5
		Missing Juvenile	1	Hit & Run	2
		False Report	1	Assault on Officer	2
		Child Neglect	1	Sex Offender Violation	1
		Evading Arrest	1	Tampering with Evidence	1
		DOR/DOS/No DL	1	Criminal Impersonation	1
				Underage Consumption	2
				Contributing to a Minor	1
				Warrant	29
TOTAL	69	TOTAL	60	TOTAL	168
SPEED WARNINGS	0	JUVENILE ARRESTS		TOTAL CALLS	1165
WARNINGS	0	Assault	3	ANIMAL CONTROL CALLS	47
JUVENILE CITATIONS				ACCIDENTS	
				Fatality	0
				With Injury	9
				Without Injury	24
				Minor	58
TOTAL	0	TOTAL	3	TOTAL	91

* Provided traffic and crowd control for Friday at the Crossroads on August 5th.

* Assisted with THSO Checkpoint in Dunlap on August 26th.

* Provided traffic and crowd control for Cruise In on August 27th.



CROSSVILLE POLICE DEPARTMENT

STAT COMPARISONS

AUG 2022 TOTAL CALLS - 1,165

JULY 2,218 YEAR TO DATE - 17,714

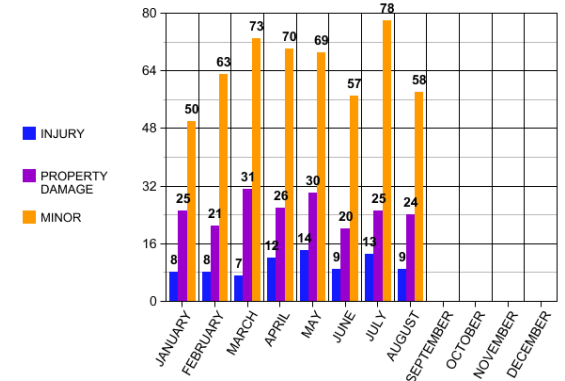
SPECIAL EVENTS

FRIDAY @ CROSSROADS

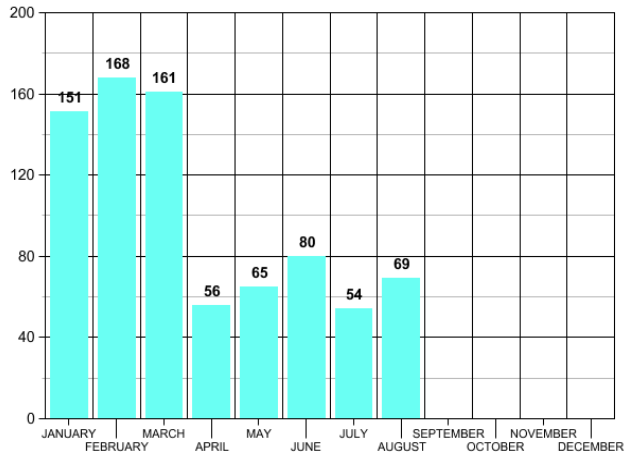
THSO CHECKPOINT X 2

CRUISE IN

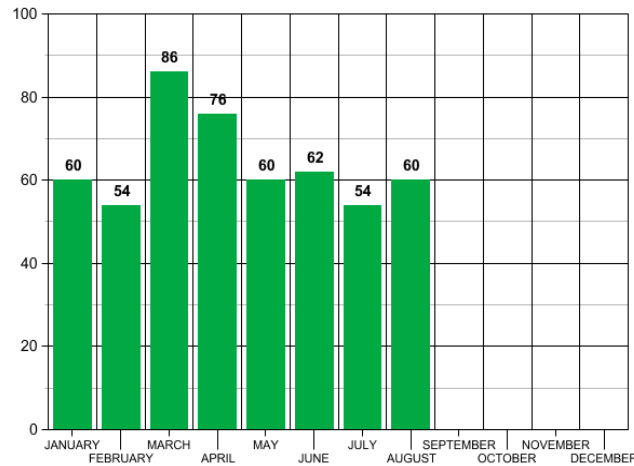
TOTAL MONTHLY ACCIDENTS



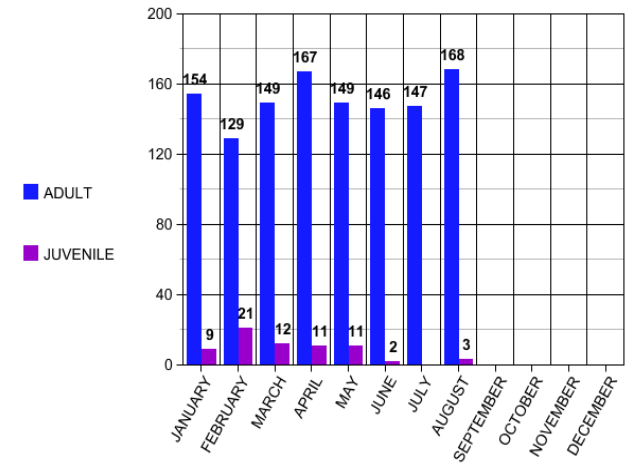
TOTAL MONTHLY CITATIONS



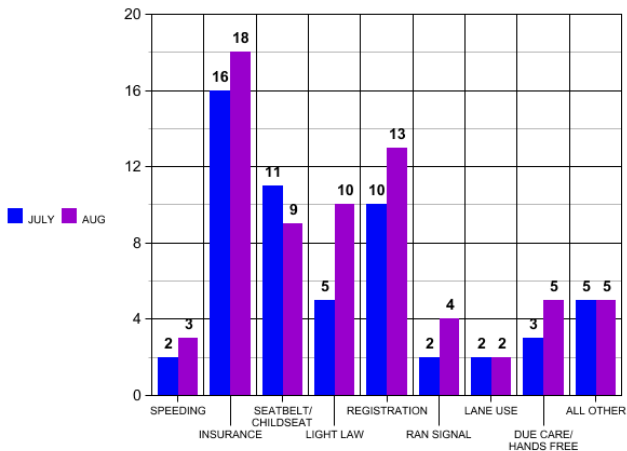
TOTAL MONTHLY OFFENSES



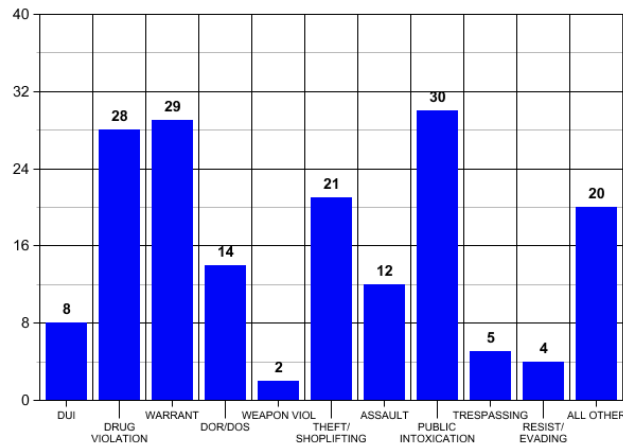
TOTAL MONTHLY ARREST



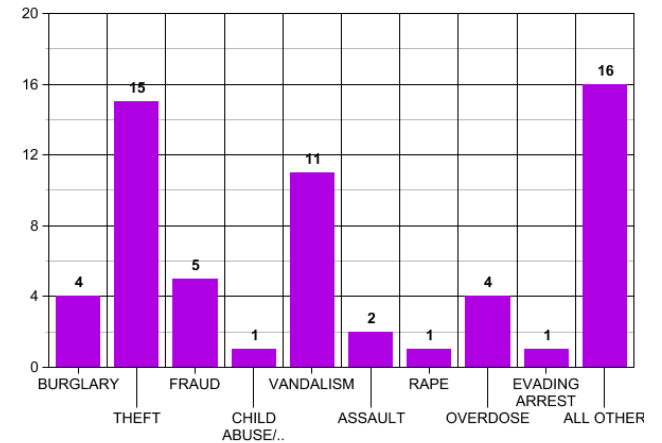
PREVIOUS MONTH CITATION COMPARISON



ARREST BY CATEGORY



OFFENSE BY CATEGORY



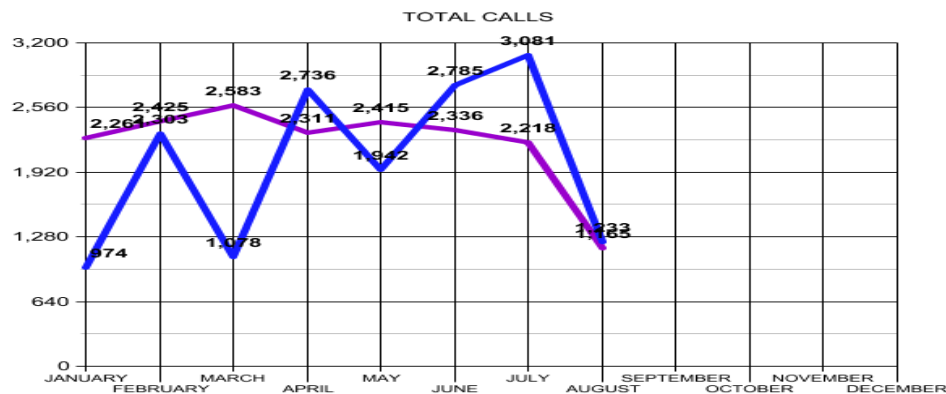
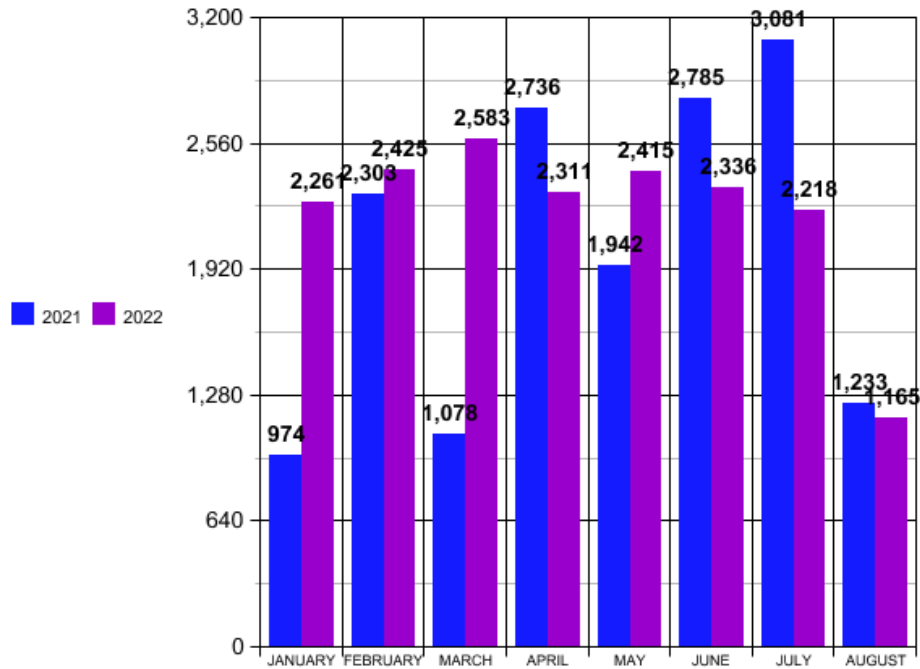


CROSSVILLE POLICE DEPARTMENT

STAT COMPARISONS

YEAR TO YEAR— AUG 2022

TOTAL CALLS



CALLS

2021— 16,132 2022—17,714

CITATIONS

2021— 621 2022— 805

OFFENSES

2021— 646 2022— 512

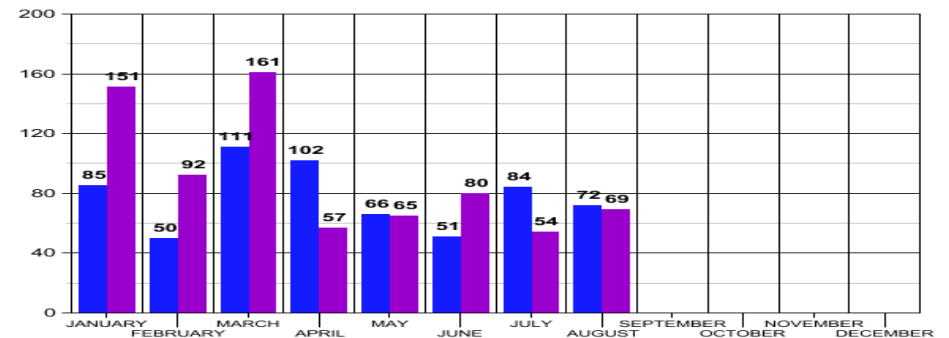
ARREST

2021— 1,343 2022— 1,278

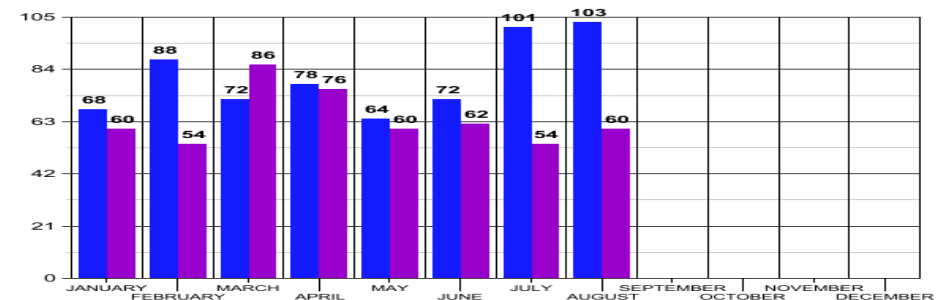
ACCIDENTS

2021— 753 2022— 799

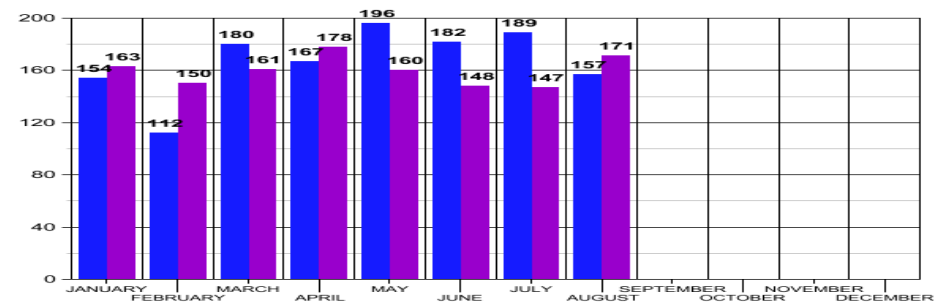
TOTAL CITATIONS



TOTAL OFFENSES



TOTAL ARREST



Crossville Fire Dept.

Crossville, TN

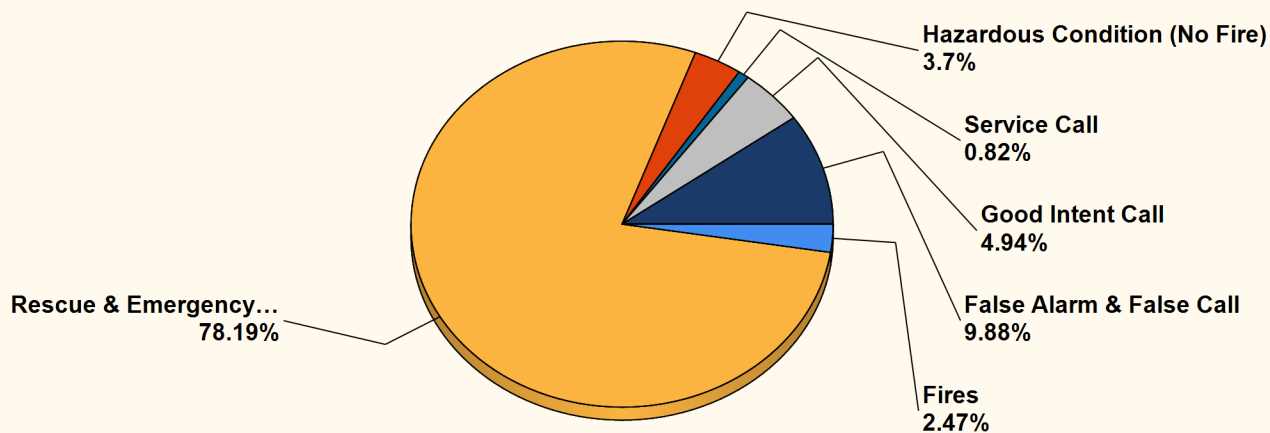
This report was generated on 9/2/2022 7:59:43 AM

CROSSVILLE



Breakdown by Major Incident Types for Date Range

Zone(s): All Zones | Start Date: 08/01/2022 | End Date: 08/31/2022



MAJOR INCIDENT TYPE	# INCIDENTS	% of TOTAL
Fires	6	2.47%
Rescue & Emergency Medical Service	190	78.19%
Hazardous Condition (No Fire)	9	3.7%
Service Call	2	0.82%
Good Intent Call	12	4.94%
False Alarm & False Call	24	9.88%
TOTAL	243	100%

Only REVIEWED and/or LOCKED IMPORTED incidents are included. Summary results for a major incident type are not displayed if the count is zero.



emergencyreporting.com
Doc Id: 553
Page # 1 of 2

Detailed Breakdown by Incident Type

INCIDENT TYPE	# INCIDENTS	% of TOTAL
111 - Building fire	1	0.41%
113 - Cooking fire, confined to container	1	0.41%
118 - Trash or rubbish fire, contained	1	0.41%
131 - Passenger vehicle fire	3	1.23%
311 - Medical assist, assist EMS crew	4	1.65%
320 - Emergency medical service, other	1	0.41%
321 - EMS call, excluding vehicle accident with injury	175	72.02%
322 - Motor vehicle accident with injuries	10	4.12%
400 - Hazardous condition, other	1	0.41%
411 - Gasoline or other flammable liquid spill	2	0.82%
412 - Gas leak (natural gas or LPG)	5	2.06%
445 - Arcing, shorted electrical equipment	1	0.41%
550 - Public service assistance, other	1	0.41%
552 - Police matter	1	0.41%
600 - Good intent call, other	4	1.65%
622 - No incident found on arrival at dispatch address	4	1.65%
631 - Authorized controlled burning	1	0.41%
651 - Smoke scare, odor of smoke	1	0.41%
652 - Steam, vapor, fog or dust thought to be smoke	1	0.41%
671 - HazMat release investigation w/no HazMat	1	0.41%
700 - False alarm or false call, other	5	2.06%
731 - Sprinkler activation due to malfunction	1	0.41%
735 - Alarm system sounded due to malfunction	3	1.23%
736 - CO detector activation due to malfunction	1	0.41%
740 - Unintentional transmission of alarm, other	1	0.41%
741 - Sprinkler activation, no fire - unintentional	1	0.41%
743 - Smoke detector activation, no fire - unintentional	1	0.41%
745 - Alarm system activation, no fire - unintentional	10	4.12%
746 - Carbon monoxide detector activation, no CO	1	0.41%
TOTAL INCIDENTS:	243	100%

August, 2022

Total Burn Permits

155

Jennifer Hall

Only REVIEWED and/or LOCKED IMPORTED incidents are included. Summary results for a major incident type are not displayed if the count is zero.



Crossville Fire Dept.

Crossville, TN

This report was generated on 9/2/2022 7:58:09 AM

CROSSVILLE



Daily Log Items per Activity Code for Date Range with Personnel

Activity Codes: Water Log - Commercial Water Log | Start Date: 08/01/2022 | End Date: 08/31/2022

Water Log - Commercial Water Log

START DATE	END DATE	DURATION (hh:mm)	STATION	APPARATUS	PERSONNEL	NOTES
08/10/2022 10:20:00	08/10/2022 10:20:00	0:00			Earhart, Donald E	Chris Kline Pressure Washing 250 Ga.
08/10/2022 15:25:00					Tinch, Richard	Chris Kline Pressure washing 250 gal
08/10/2022 17:46:00					Tinch, Richard	Chris Kline Pressure Washing 250gal
08/14/2022 23:40:00	08/14/2022 23:40:00	0:00			Newby, Clifford Creed	southern construction 450 gal
08/16/2022 08:20:00	08/16/2022 08:20:00	0:00			Earhart, Donald E	Walker- 1,000 gallon
08/18/2022 09:40:00	08/18/2022 09:40:00	0:00			Caldwell, Wesley D	Walker Construction 800gals
08/18/2022 19:33:00	08/18/2022 19:33:00	0:00			Mangas, Jeremy	PRI pavement restoration of east TN 500 gallons
08/19/2022 06:16:00	08/19/2022 06:16:00	0:00			Caldwell, Wesley D	Roger's Group 400gal
08/19/2022 06:17:00	08/19/2022 06:17:00	0:00			Caldwell, Wesley D	Roger's Group 400 Gal
08/22/2022 07:50:00	08/22/2022 07:50:00	0:00	ST2 - CFD Station 2		Phipps, Phillip	CHW -2800 gallons
08/22/2022 10:00:00	08/22/2022 10:00:00	0:00			Mangas, Jeremy	Rogers Group 400 gallons
08/25/2022 19:53:00	08/25/2022 19:53:00	0:00			Wyatt, Brian	500 gallons PRI
08/28/2022 21:56:00	08/28/2022 21:56:00	0:00	ST1 - CFD Station 1		Hall, Jennifer A	1398 West Ave vehicle fire- used 1000 gallon of water
08/29/2022 19:40:00					Tinch, Richard	Southern constructors 500g
08/31/2022 11:36:00	08/31/2022 11:36:00	0:00			Earhart, Donald E	Rogers Group 3200 Gal.
						Total Items: 15
						Grand Total Items: 15

Displays all Daily Log Items with personnel list for DATE RANGE and ACTIVITY CODE, grouped by Activity Code



emergencyreporting.com

Doc Id: 1668

Page # 1 of 1

	Consumption	Water loss - flushing	Water loss - leaks	Water loss-fire fighting	Total Internal Use	Unaccounted-for Water	Pumped Water	LOSS %
2021								
January	93,463,400	22,070	7,649,781	5,800	7,677,651	27,692,849	128,833,900	21%
February	94,206,800	78,088	2,356,689		2,434,777	20,589,923	117,231,500	18%
March	94,540,400	40,343	3,181,332	50,000	3,271,675	27,561,625	125,373,700	22%
April	86,949,700	133,423	1,802,149	9,000	1,944,572	25,838,128	114,732,400	23%
May	101,064,800	44,602	11,929,620	5,730	11,979,952	14,773,648	127,818,400	12%
June	112,233,100	471,537	4,288,911	3,200	4,763,648	8,284,552	125,281,300	7%
July	107,026,900	111,999	2,235,582	15,500	2,363,081	13,768,719	123,158,700	11%
August	103,218,000	671,324	3,817,170	120,300	4,608,794	17,637,706	125,464,500	14%
September	115,996,500	119,932	3,178,193	725	724,475	1,888,425	118,609,400	2%
October	104,282,500	56,059	3,100,908	3,100	3,160,067	9,959,133	117,401,700	8%
November	103,687,800	125,744	2,893,068	15,200	3,034,012	2,342,088	109,063,900	2%
December	99,522,100	170,214	2,088,450	21,150	2,279,814	5,623,866	107,425,800	5%
2022								
January	96,480,200	81,734	1,193,520	26,300	1,301,554	19,108,113	116,889,867	16%
February	85,713,300	90,186	6,599,655	18,800	6,708,641	8,226,759	100,648,700	8%
March	99,417,600	50,686	1,768,173	6,250	1,825,109	7,587,191	108,829,900	7%
April	91,940,100	532,444	1,085,494	29,850	1,647,788	14,340,712	107,928,600	13%
May	92,160,900	272,159	5,094,446	1,450	5,368,055	29,512,045	127,041,000	23%
June	102,704,000	287,416	3,408,224	19,600	3,715,240	27,613,460	134,032,700	21%
July	103,880,600	235,854	5,925,760	18,000	6,179,614	18,664,386	128,724,600	14%
August	97,180,200	79,705	3,369,885	12,700	3,462,291	29,121,510	129,764,000	22%
September								
October								
November								
December								
TOTAL:								
6 mos	587,283,400	1,458,265	20,651,982	87,850	22,198,097	126,839,303	736,320,800	17%
12 mos	1,192,965,800	2,102,134	39,705,776	173,125	39,406,660	173,987,687	1,406,360,167	12%

Utility Maintenance

Aug-22 Monthly Report

<u>Locations:</u>	552
<u>Backflows Tested:</u>	47
<u>Grinder Pumps Sold:</u>	0
<u>Preliminary Inspections:</u>	1
<u>Final Inspections:</u>	2
<u>Replacement Pumps</u>	6
<u>Grinder Pumps Repairs</u>	27
<u>Meter:</u> Turn-Ons	37
Turn-Offs	29
Occupant Changes	95
Reinstates	28
Checks, Replacement, Repair	5
Water Taps	12
Main Line Leaks	7
Service Repairs	1
<u>Total Water Loss:</u>	1,549,607.3gals
<u>Sewer Taps</u>	6
<u>Sewer Line Repairs</u>	9
<u>Graves</u>	4
<u>Pipe Installed</u>	79' of 3/4" copper
	4' of 6" PVC
	33' of 4" PVC
	13' of 2" PVC
	18' of 3"pvc

Monthly Summary

Replaced approximately 7 - 3/4"
water meters due to meter or AMR malfunctioning
Read meters, Did service orders and customer complaints

Grinder pump preventative maintenance, 31 cleaned/checked
Replaced 8"plug valve for meadowpark water plant
Tested 47 backflows devices
Finished up main line dead end line flushing
Catching up on water and sewer taps

Water leaks repaired:

48 Dunrovin Drive 6"PVC
128 Mockingbird Drive 6"PVC
178 City Lake Road 3/4 copper
241 Marion Circle 2" PVC
178 City Lake Road 3/4 copper
1083 Lincolnshire Drive 2" PVC
1398 Livingston Road 6"PVC
238 Harper Lane 6" PVC

Water Taps:

90 JuniperLane L.15 Irrigation
90 JuniperLane L.15
511 Holly Tree Drive L.15 Irrigation
511 Holly Tree Drive L.15
501 Holly Tree Drive L.14
501 Holly Tree Drive L.14 Irrigation
1572 Highland Lane
2876 Pigeon Ridge Road
229 Homestead Drive L.40
229 Homestead Drive L.40 Irrigation
2770 Highland Lane
1869 Sawmill Road

Sewer Taps

90 Juniper Lane L.15
2843 Cook Road L.3
511 Holly Tree Drive L.15
501 Holly Tree Drive L.14
313 Dayton Avenue L.17
229 Homestead Drive L.40

Sewer Line Repairs:

285 Kings Row
966 Scarlett Drive
Mariner's Point Drive
Divison Street Hale Building
172 North Hills Drive
Spruce Loop (air relief)
Lincolnshire Drive and Spruce Loop (air relief)
Bent Tree Drive and Lincolnshire Drive (air relief)

Bent Tree Drive (air relief)
Interstate Drive by Duncan's

Grinder pump finals

331 Grove Loop

Grave Services

Lisa Hawkins

Jay Brewer

Mary Dixon

Wanda Louise Smith

Next Months Forecast

Replace AMR meters & ERTs as needed

Do water & sewer taps & graves

Repair Grinder pumps & cleanings & maint. checks

Test Backflows

Hydrant testing and/or maintenance

Start West Avenue and Tenth Street Water Line Lowery Project

Maybe start 6" water line at the Airport

Start Water Line at Mariner's Point

CATOOSA DEPARTMENT
WATER LOST
AUGUST 2022

MASTER PUMPS	WATER PURCHASED		
70-NORTH	12,005,120		
127 HWY	16,295,500		
GENESIS	5,779,500		
62 HWY	0		
TOTAL	34,080,120		
	WATER SOLD		
MASTER PUMP TOTALS	34,080,120		
LESS CUSTOMERS	18,538,900		
LESS 200 ACCOUNTS	4,866,300		
	10,674,920	% of Loss	31%
FIRE DEPARTMENT			
TANK CLEANING & FILLING	-		
METERED FILLING			
METERED FLUSHING			
UNMETERED FLUSHING	455		
UNMETERED LEAK	2,391,000		
BILL ADJUSTMENTS			
METERED LEAKS			
BULK SALES			
TOTAL	8,283,465	Total % Loss	24%

Permits Break Down Report

	City & County Mechanical	City & County Plumbing	City Commercial	City Residential	County Commercial	County Residential	Land Disturbance Permits	Not Defined	Total Permits	County Fees Paid	City Fees Paid	Total Fees Paid
July 2022	25	30	0	3	1	26	0	1	86	\$29,707.00	\$5,437.00	\$35,304.00
August 2022	19	43	4	19	1	29	2	4	121	\$40,493.00	\$18,973.00	\$59,466.00
Total	44	73	4	22	2	55	2	5	207	\$70,200.00	\$24,410.00	\$94,770.00

From 08/01/2022 to 08/31/2022

Fee name	Designation	Total Amount Of Fees Paid	Date Created	Date Completed	Permit Number
Building Permit	City Residential	763.00	04/26/2022	8/2/2022	2022-168
	City Residential	763.00	04/26/2022	8/2/2022	2022-170
	City Commercial	2292.00	05/26/2022	8/25/2022	2022-224
	City Residential	3324.00	06/29/2022	8/10/2022	2022-275
	County Residential	877.00	07/18/2022	8/10/2022	2022-298
	County Residential	748.00	07/20/2022	8/16/2022	2022-299
	County Residential	1639.00	07/21/2022	8/5/2022	2022-302
	County Residential	1150.00	07/22/2022	8/5/2022	2022-306
	City Commercial	160.00	07/26/2022	8/11/2022	2022-311
	City Commercial	85.00	07/28/2022	8/4/2022	2022-312
	City Commercial	85.00	07/28/2022	8/18/2022	2022-313
	County Residential	1297.00	07/29/2022	8/1/2022	2022-314
	City Residential	763.00	07/29/2022	8/2/2022	2022-315
	City Residential	763.00	07/29/2022	8/2/2022	2022-316
	City Residential	763.00	07/29/2022	8/2/2022	2022-317
	City Residential	763.00	07/29/2022	8/2/2022	2022-318
	City Residential	763.00	07/29/2022	8/2/2022	2022-319
	City Residential	763.00	07/29/2022	8/2/2022	2022-320
	City Residential	763.00	07/29/2022	8/2/2022	2022-321

Fee name	Designation	Total Amount Of Fees Paid	Date Created	Date Completed	Permit Number
Building Permit	City Residential	763.00	07/29/2022	8/2/2022	2022-322
	City Residential	763.00	07/29/2022	8/2/2022	2022-323
	City Residential	763.00	07/29/2022	8/2/2022	2022-324
	City Residential	763.00	07/29/2022	8/2/2022	2022-325
	City Residential	110.00	08/01/2022	8/4/2022	2022-326
	County Residential	880.00	08/03/2022	8/4/2022	2022-328
	County Residential	1405.00	08/03/2022	8/3/2022	2022-330
	County Residential	1105.00	08/03/2022	8/4/2022	2022-331
	County Residential	745.00	08/04/2022	8/15/2022	2022-332
	County Residential	1237.00	08/04/2022	8/4/2022	2022-335
	County Residential	1336.00	08/04/2022	8/4/2022	2022-336
	City Residential	460.00	08/05/2022	8/15/2022	2022-337
	County Residential	1946.00	08/08/2022	8/15/2022	2022-338
	City Residential	748.00	08/08/2022	8/15/2022	2022-339
	County Residential	1150.00	08/09/2022	8/9/2022	2022-340
	County Residential	1009.00	08/10/2022	8/10/2022	2022-341
	County Residential	2226.00	08/11/2022	8/11/2022	2022-345
	County Residential	889.00	08/12/2022	8/12/2022	2022-347
	County Commercial	3634.00	08/15/2022	8/16/2022	2022-349
	County Residential	484.00	08/15/2022	8/16/2022	2022-350
	City Residential	60.00	08/15/2022	8/17/2022	2022-352
	County Residential	1525.00	08/16/2022	8/16/2022	2022-353
	County Residential	1147.00	08/17/2022	8/18/2022	2022-354
	County Residential	721.00	08/17/2022	8/17/2022	2022-356
	County Residential	895.00	08/17/2022	8/17/2022	2022-357
	County Residential	1174.00	08/17/2022	8/17/2022	2022-358
	County Residential	1252.00	08/18/2022	8/19/2022	2022-359
	County Residential	988.00	08/22/2022	8/23/2022	2022-360
	County Residential	1414.00	08/22/2022	8/22/2022	2022-361

Fee name	Designation	Total Amount Of Fees Paid	Date Created	Date Completed	Permit Number
Building Permit	City Residential	260.00	08/23/2022	8/31/2022	2022-363
	County Residential	376.00	08/23/2022	8/23/2022	2022-364
	County Residential	1639.00	08/23/2022	8/23/2022	2022-365
	County Residential	1162.00	08/26/2022	8/30/2022	2022-367
	County Residential	1908.00	08/30/2022	8/30/2022	2022-368
	Total: 53	55461.00			
Land Disturbance Permit	City Commercial	100.00	08/03/2022	8/25/2022	2022-329
	City Commercial	50.00	08/23/2022	8/25/2022	2022-362
	Total: 2	150.00			
Mechanical Permit	City Commercial	90.00	04/21/2021	8/15/2022	2021-272
	County Residential	45.00	04/27/2021	8/9/2022	2021-281
	County Residential	45.00	06/10/2021	8/1/2022	2021-380
	County Residential	60.00	06/14/2021	8/18/2022	2021-386
	County Residential	45.00	07/20/2021	8/12/2022	2021-444
	County Residential	45.00	07/28/2021	8/12/2022	2021-461
	County Residential	105.00	08/03/2021	8/30/2022	2021-469
	County Residential	60.00	08/11/2021	8/3/2022	2021-493
	County Residential	45.00	09/02/2021	8/29/2022	2021-546
	County Residential	45.00	10/19/2021	8/29/2022	2021-618
	County Residential	45.00	11/12/2021	8/30/2022	2021-661
	County Residential	45.00	11/22/2021	8/4/2022	2021-671
	County Residential	60.00	12/16/2021	8/30/2022	2021-715
	County Residential	45.00	12/21/2021	8/19/2022	2021-747
	County Residential	45.00	12/29/2021	8/12/2022	2021-788
	County Residential	60.00	01/03/2022	8/19/2022	2022-6
	County Residential	45.00	01/14/2022	8/16/2022	2022-30
	County Residential	75.00	03/04/2022	8/1/2022	2022-80
	City Commercial	135.00	03/09/2022	8/12/2022	2022-85
	Total: 19	1140.00			

Fee name	Designation	Total Amount Of Fees Paid	Date Created	Date Completed	Permit Number
Plumbing Permit	City Residential	45.00	04/26/2022	8/2/2022	2022-168
	City Residential	45.00	04/26/2022	8/2/2022	2022-170
	City Residential	165.00	06/29/2022	8/10/2022	2022-275
	County Residential	45.00	07/18/2022	8/10/2022	2022-298
	County Residential	45.00	07/20/2022	8/16/2022	2022-299
	County Residential	75.00	07/21/2022	8/5/2022	2022-302
	County Residential	60.00	07/22/2022	8/5/2022	2022-306
	County Residential	60.00	07/29/2022	8/1/2022	2022-314
	City Residential	45.00	07/29/2022	8/2/2022	2022-315
	City Residential	45.00	07/29/2022	8/2/2022	2022-316
	City Residential	45.00	07/29/2022	8/2/2022	2022-317
	City Residential	45.00	07/29/2022	8/2/2022	2022-318
	City Residential	45.00	07/29/2022	8/2/2022	2022-319
	City Residential	45.00	07/29/2022	8/2/2022	2022-320
	City Residential	45.00	07/29/2022	8/2/2022	2022-321
	City Residential	45.00	07/29/2022	8/2/2022	2022-322
	City Residential	45.00	07/29/2022	8/2/2022	2022-323
	City Residential	45.00	07/29/2022	8/2/2022	2022-324
	City Residential	45.00	07/29/2022	8/2/2022	2022-325
	County Residential	45.00	08/03/2022	8/4/2022	2022-328
	County Residential	60.00	08/03/2022	8/3/2022	2022-330
	County Residential	60.00	08/03/2022	8/4/2022	2022-331
	County Residential	45.00	08/04/2022	8/15/2022	2022-332
	County Residential	60.00	08/04/2022	8/4/2022	2022-335
	County Residential	60.00	08/04/2022	8/4/2022	2022-336
	County Residential	90.00	08/08/2022	8/15/2022	2022-338
	City Residential	45.00	08/08/2022	8/15/2022	2022-339
	County Residential	60.00	08/09/2022	8/9/2022	2022-340
	County Residential	45.00	08/10/2022	8/10/2022	2022-341

Fee name	Designation	Total Amount Of Fees Paid	Date Created	Date Completed	Permit Number
Plumbing Permit	County Residential	105.00	08/11/2022	8/11/2022	2022-345
	County Residential	45.00	08/12/2022	8/12/2022	2022-347
	County Residential	30.00	08/15/2022	8/16/2022	2022-350
	County Residential	75.00	08/16/2022	8/16/2022	2022-353
	County Residential	60.00	08/17/2022	8/18/2022	2022-354
	County Residential	45.00	08/17/2022	8/17/2022	2022-356
	County Residential	45.00	08/17/2022	8/17/2022	2022-357
	County Residential	60.00	08/18/2022	8/19/2022	2022-359
	County Residential	45.00	08/22/2022	8/23/2022	2022-360
	County Residential	60.00	08/22/2022	8/22/2022	2022-361
	County Residential	30.00	08/23/2022	8/23/2022	2022-364
	County Residential	75.00	08/23/2022	8/23/2022	2022-365
	County Residential	60.00	08/26/2022	8/30/2022	2022-367
	County Residential	75.00	08/30/2022	8/30/2022	2022-368
	Total: 43	2415.00			
Sign Permit	City Commercial	75.00	08/10/2022	8/24/2022	2022-342
	City Commercial	75.00	08/10/2022	8/15/2022	2022-343
	City Commercial	75.00	08/10/2022	8/15/2022	2022-344
	City Commercial	75.00	08/15/2022	8/25/2022	2022-351
	Total: 4	300.00			
	Grand Total: 121	59466.00			

Engineering Projects Report September 7, 2022		
Project	Current Status	Dates
TDOT 127 South Utility Relocation	The preconstruction meeting was held September 7 and the start date is September 12.	Target Completion Date June 30, 2024
TDOT 127 North Utility Relocation Section 1	The utilities for this project are 53% financially complete as of August 31st. None of the installed utilities have been tested.	Target Completion Date June 30, 2025
TDOT 127 North Utility Relocation Section 4 (Fentress Cumberland County Line)	The utilities for this project are 67% financially complete as of August 31st. The contractor has started pressure testing the waterlines.	Target Completion Date August 31, 2026
TDOT 127 North Utility Relocation Section 2	A utility deconfliction meeting was held August 2nd and the City was informed by TDOT that the bid letting will be moved to 2025.	Bid Letting December 8, 2023
TDOT 127 North Utility Relocation Section 3	A utility deconfliction meeting was held August 2nd and the City was informed by TDOT that the bid letting will be moved to 2025.	Bid Letting December 8, 2023
Northwest Connector Phase 3	The utilities for this project are 63% financially complete as of August 31st.The gravity sewer is active on the east end and the waterline is active from the east end to VF mall.	Total Completion Date July 21, 2023 Finish from Genesis To Stout May 31, 2022
Northwest Connector Phase 2	All appraisals work has been completed and the City is in the process of acquiring property.	Bid Letting 2023
Downtown Sidewalks	TDOT has requested the NEPA (National Environmental Policy Act) Document be updated. This process is a six month long process. City staff is working to finalize all easements.	
Old Lantana Road, County Seat and Southbend Waterline Replacement	The City has reviewed the plans and the Engineer is revising the plans. A construction start date will be established once the easements are acquired.	
Bridges for Trails at Meadow Park Quail Hollow Court	This project is advertised for bids. The Exhibit "A" document required for the sale of the property will be updated when the Airport Layout Plan is updated.	
Main Street and Lantana Traffic Signal Replacement	We are waiting for the Contractor to provide contracts with insurance and bonds.	
Fourth Street and West Avenue Traffic Signal Replacement	The City has received a draft set of ROW plans. A utility coordination meeting is forthcoming. This project has low priorities because the City will not have STP funds to fund construction for three to five years.	
Meadow Park Water Filtration Plant Sewer Project	The Engineer has created the exhibits for the easements. The City is in the process of acquiring the easements.	Schedule will be forthcoming
Raw Water Study (Meadow Park Lake Expansion)	The firms have started the field work for the stream quantification.	
Airport Obstruction Removal	This bid and grant is on the agenda for approval.	
Underwood Street Sidewalk	Acquisition documents have been turned over to the City Attorney so that City Staff can negotiate the acquisitions.	
Tulip Drive Sewer Installation	The plans are complete and the City is awaiting the payment of the fees.	
Airport ALP	The aircraft counter has been installed and the ALP contract has been extended for one year.	
Industrial Blvd and Highway 127 Intersection Waterline Rehab	The Contractor has ordered the materials and a pre construction meeting will be scheduled in October.	
Deer Creek Sewer	HOA of Deer Creek has renewed their sewer permit and they are discussing options for connecting to the City Sewer system.	
TDOT SR 1 Highway 70 Bridge Replacement (Sparta Highway) Utility Relocation	We are waiting on the bid letting. All plans and specifications have been delivered to TDOT.	Bid Letting December 9, 2022
TDOT SR 24 Highway 70 North Bridge Replacement Utility Relocation	The Engineer is developing the utility relocation plan. TDOT is working out clearance issues with TVA lines and this project's timeline will grow.	Bid Letting August 19, 2022 DELAYED
CoLinx Fire Pump and Tank System	The Utility Maintenance Department will be capping the line in the next few weeks.	
Little Obed Pedestrian Bridge	The CDBG grant application has been submitted. The City is moving forward with the bridge design utilizing the Three Star grant. The geotech has been completed and the design is 95% completed.	
Meadow Park Water Filtration Transfer Pumps	The Contractor has installed the new pump and it is functioning. One of the original pumps has been removed to be rebuilt. The original pump was installed before the roof was installed and the contractor had to cut the shaft and the housing. A change order will be developed for this modification.	
Miller Avenue Crosswalk	The signal controller is on back order and will not be shipped until mid October. The Street Department has started the construction of the sidewalk and has finished the Martin Elementary side.	
Airport PAPI Replacement	The PAPI lights have been ordered and are expected to be shipped October 28th.	
High Mast Light Replacement on Peavine Interchange	The Contractor has ordered the pole and it is expected to be here in October.	
Meadow Park Kayak Launch	The Contractor has ordered materials for the launch.	
Site Construction for Airport Box Hangars	The Street Department has started the excavation work and the Engineering Department has ordered the precast concrete materials.	
Truck Route	One RFQ was received and the Engineering Department is reviewing the qualifications.	
Hilltoppers Paved Trail Extension	The Engineering Department has staked the trail and the Street Department has started the earth work and installed the culverts for the storm drainage.	
Airport Terminal Building	The FAA grant application has been approved and the contract with the Engineer is on the agenda for approval.	
TDOT West Avenue Drainage Repair and Paving	TDOT's contractor will be paving West Avenue in the next few weeks. TDOT will set a storm junction box on the shoulder of Tenth Street about September 14th. City Crews will install valves on the water lines in the area of the intersection and await on TDOT to acquire a environmental permit to install a 54 inch concrete culvert across West Avenue. The new asphalt will be cut, once the permit has been acquired, and the culvert will be extended across West Avenue. City crews will also perform waterline work in the new asphalt at this time. This is expected to occur in November.	
Private Developments		
The Gardens Phase 8 Plat 3	All roads, water and sewer are complete. The stormwater retention structures have not been completed and the City is holding a financial guarantee for this work.	
The Gardens Phase 8 Plat 4	The Final Plat has been approved by the Planning Commission. All utilities have been approved. Work has not started on the road.	
Sky View Meadow Subdivision Phase 2	All roads, water and sewer are complete. The stormwater retention structures have not been completed and the City is holding a financial guarantee for this work.	

6 Months interest in December and May

Principal payment in May

			11/30/2021	Due May		6/30/2022
	PAY <u>OUT</u>	INT <u>RATE</u>	LOAN <u>BALANCE</u>	PRINCIPAL <u>PAYMENT</u>	INTEREST <u>PAYMENT</u>	LOAN <u>BALANCE</u>
GENERAL FUND						
				May-22		
E-911	2024	Variable	\$ 193,000	\$ 63,000	\$ 5,800	\$ 130,000
2020 Series A1 Bonds	2037	4.00%	\$ 3,965,000	\$ 60,000	\$ 50,727	\$ 3,905,000
2020 Series B Bonds	2028	4.27%	\$ 1,915,000	\$ 265,000	\$ 12,046	\$ 1,650,000
2020 Series A2 Bonds	2037	3.00%	\$ 1,165,000	\$ 60,000	\$ 15,112	\$ 1,105,000
			\$ -	\$ -	\$ -	\$ -
			<u>\$ 7,238,000</u>	<u>\$ 448,000</u>	<u>\$ 83,685</u>	<u>\$ 6,790,000</u>

Water & Sewer Fund

2020 Series C Bonds	2050	4.00%	\$ 29,905,000	\$ 545,000	\$ 703,766	\$ 29,360,000
Catoosa's Share			\$ (5,821,326)	\$ (106,090)	\$ (136,995)	\$ (5,715,236)
			\$ 24,083,674	\$ 438,910	\$ 566,771	\$ 23,644,764
2020 Series D Bonds	2027	4.19%	\$ 1,230,000	\$ 200,000	\$ 12,140	\$ 1,030,000
			<u>\$ 25,313,674</u>	<u>\$ 638,910</u>	<u>\$ 578,911</u>	<u>\$ 24,674,764</u>

CATOOSA

2020 Series C Bonds	2050	4.00%	\$ 5,821,326	\$ 106,090	\$ 136,995	\$ 5,715,236
5/20/2021 RUD Plateau tank 40 yrs	2061	1.75	\$ 888,717	\$ 15,544	\$ 15,428	\$ 873,173
			<u>\$ 6,710,043</u>	<u>\$ 121,634</u>	<u>\$ 152,423</u>	<u>\$ 6,588,409</u>

TOTALS (WATER & SEWER FUND)

<u>\$ 32,023,717</u>	<u>\$ 760,544</u>	<u>\$ 731,334</u>	<u>\$ 31,263,173</u>
		<u>TOTAL</u>	\$ 38,053,173

Water/Sewer Fund

	Grant	Local	Total	Money Spent	Money Received	To Be Received
Catoosa water tank - Hwy. 127N		\$160,500.00	\$1,309,500.00	\$1,470,000.00	\$1,358,962.00	\$1,358,962.00
Sewer Rehab		\$525,060.00	\$216,995.00	\$742,055.00	\$ 742,055.00	\$ 525,060.00

General Fund

	Grant	Local	Total	Money Spent	Money Received	To Be Received
Bulletproof vests		\$36,781.44	\$36,781.44	\$73,562.88	\$63,932.12	\$36,793.78
Alcohol Saturation-2019		\$25,000.00	\$0.00	\$25,000.00		
Drug Task Force Overtime		\$18,000.00	\$0.00	\$18,000.00		
Airport Maintenance 21-22		\$15,000.00	\$0.00	\$15,000.00	\$9,932.69	\$9,436.06
Airport Layout Plan		\$190,000.00	\$10,000.00	\$200,000.00	\$28,492.59	\$ 19,601.36
Airport Lighting Rehab		\$153,365.00	\$ 1,835.00	\$155,200.00	\$ 30,347.81	\$ 30,347.81
PAPI Replacement						
Terminal Bldg. Design	\$	18,900.00	\$ -	\$ 18,900.00		\$ -
Obstruction Clearing Env. Assessment		\$29,600	\$ -	\$29,600		
Downtown Sidewalks/Lights		\$1,299,651.36	\$324,912.84	\$1,624,564.20		
Northwest Connector 3		\$1,046,137.00	\$251,534.00	\$1,297,671.00	\$ 1,266,050.21	\$ 1,017,185.37
Northwest Connector 2		\$458,648.00	\$114,662.00	\$573,310.00	\$204,126.03	\$163,300.82
Three Star 21-23		\$50,000	\$ -	\$50,000	\$ 32,800.00	\$ 32,800.00
ARPA		\$3,494,988.00	\$0.00	\$3,494,988.00	\$9,000.00	\$1,747,493.93