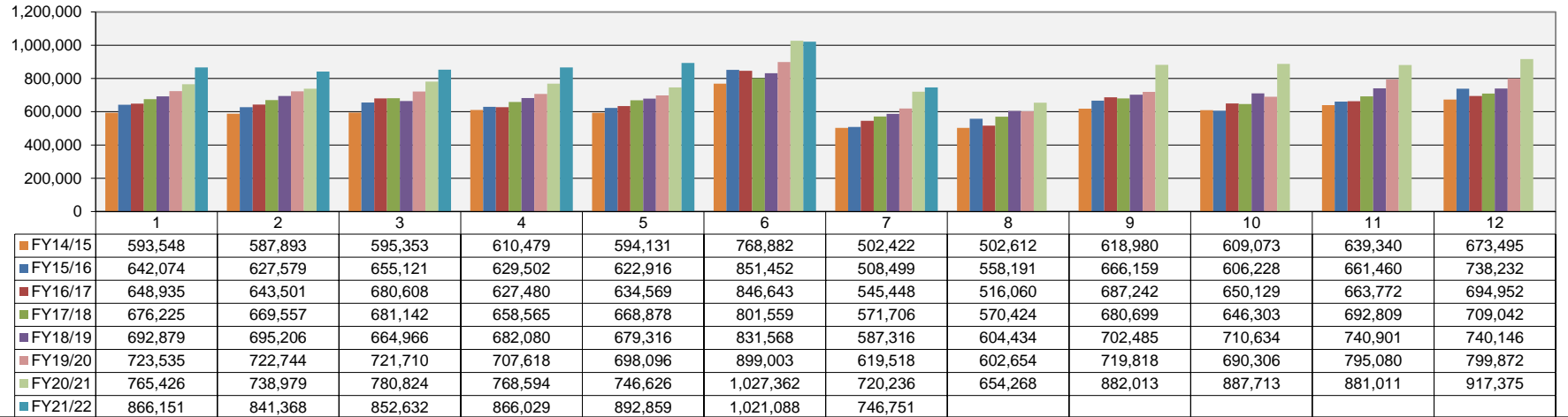
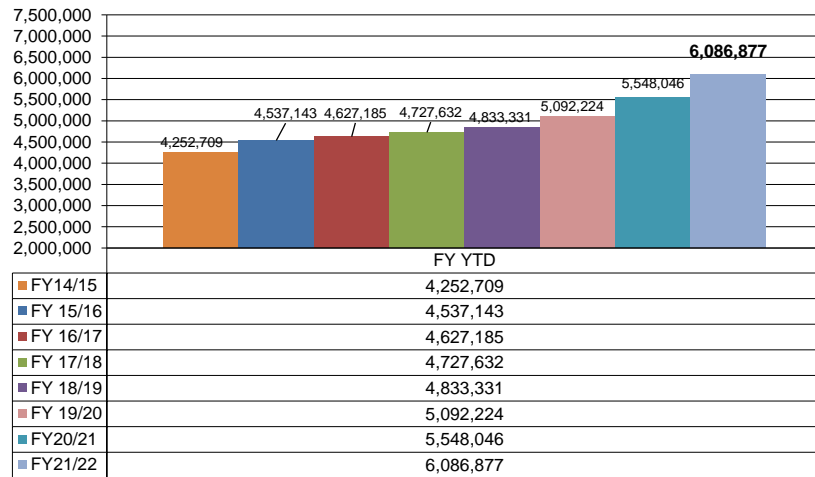


Sales Tax



Sales Tax Revenue Year-to-Date



*COLLECTIONS IN THE CITY OF CROSSVILLE

State of TN Cost of Administration 1.125% \$ 1,509,093.87
 Net Collections (sent to Trustee's office) \$ 16,977.31
 Net Collections (sent to Trustee's office) \$ 1,492,116.56

Local Option Out of State Distribution \$ 15,706.92

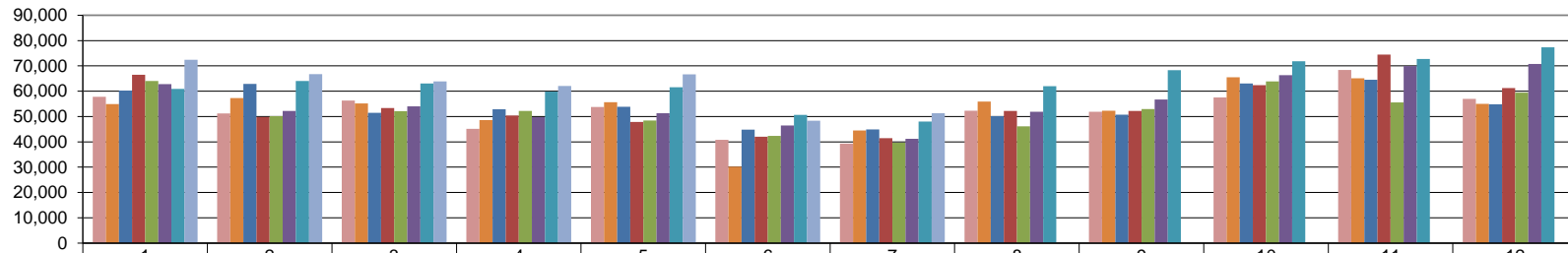
Trustee of Cumberland County 1% \$ 14,921.17
 Net To Be Distributed \$ 1,492,902.31

CITY OF CROSSVILLE SPLIT

Check to City of Crossville \$ 746,451.16
 Check to Cumberland County Board of Education \$ 746,451.16

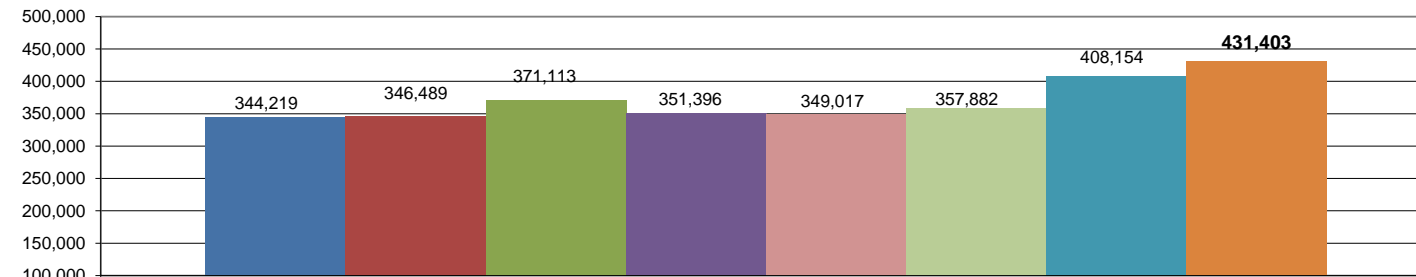
*Totals reported in April but actually collected in January

Wholesale Beer Tax



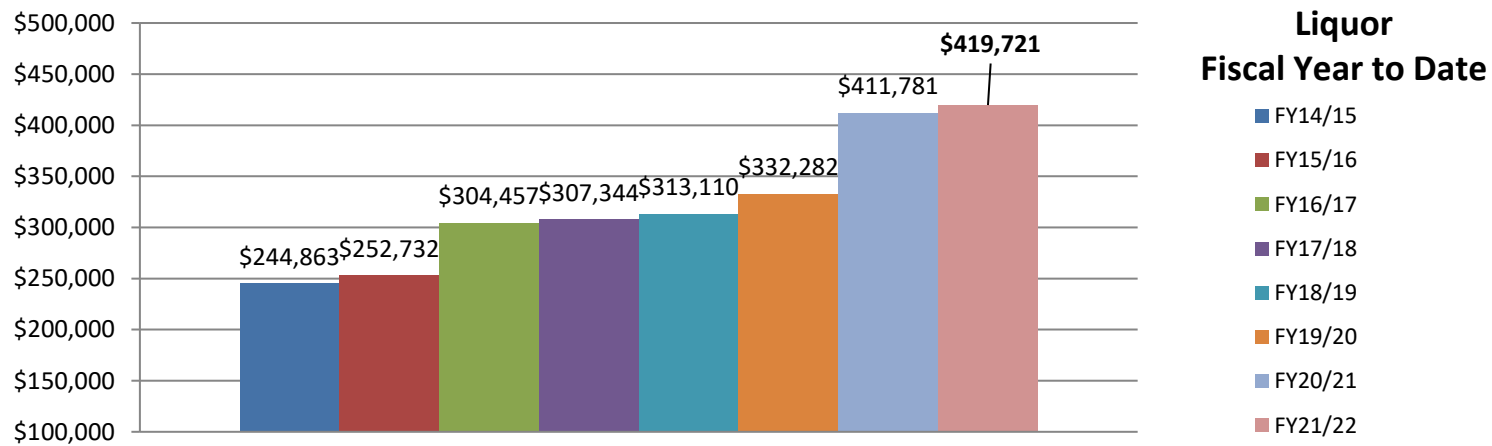
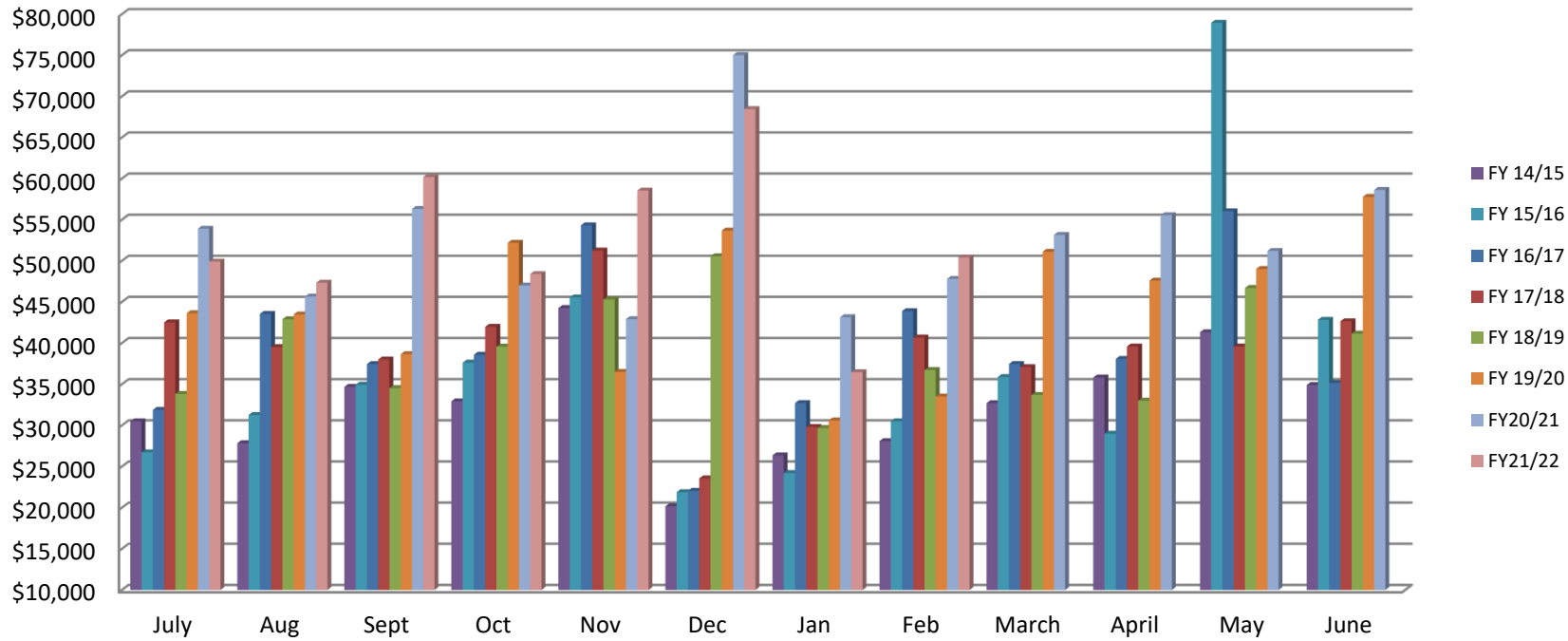
	1	2	3	4	5	6	7	8	9	10	11	12
FY14/15	57,800	51,195	56,278	45,133	53,740	40,764	39,308	52,266	51,887	57,530	68,355	57,009
FY15/16	54,939	57,328	55,181	48,596	55,690	30,239	44,517	55,910	52,279	65,528	65,097	55,042
FY16/17	60,282	62,877	51,474	52,906	53,833	44,802	44,940	50,184	50,728	63,011	64,565	54,849
FY17/18	66,488	49,858	53,345	50,387	47,876	41,990	41,453	52,248	52,251	62,422	74,463	61,278
FY18/19	64,053	50,161	52,165	52,199	48,430	42,358	39,651	46,167	52,963	63,881	55,577	59,418
FY19/20	62,827	52,249	54,046	49,788	51,283	46,487	41,202	51,919	56,731	66,366	69,966	70,772
FY20/21	60,878	64,066	63,062	59,813	61,609	50,680	48,047	61,971	68,311	71,864	72,778	77,377
FY21/22	72,388	66,750	63,848	62,103	66,678	48,360	51,276					

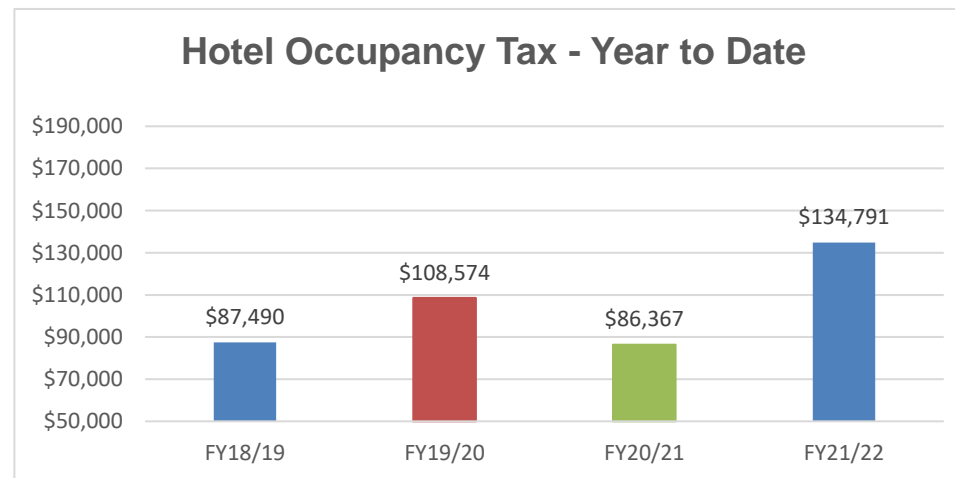
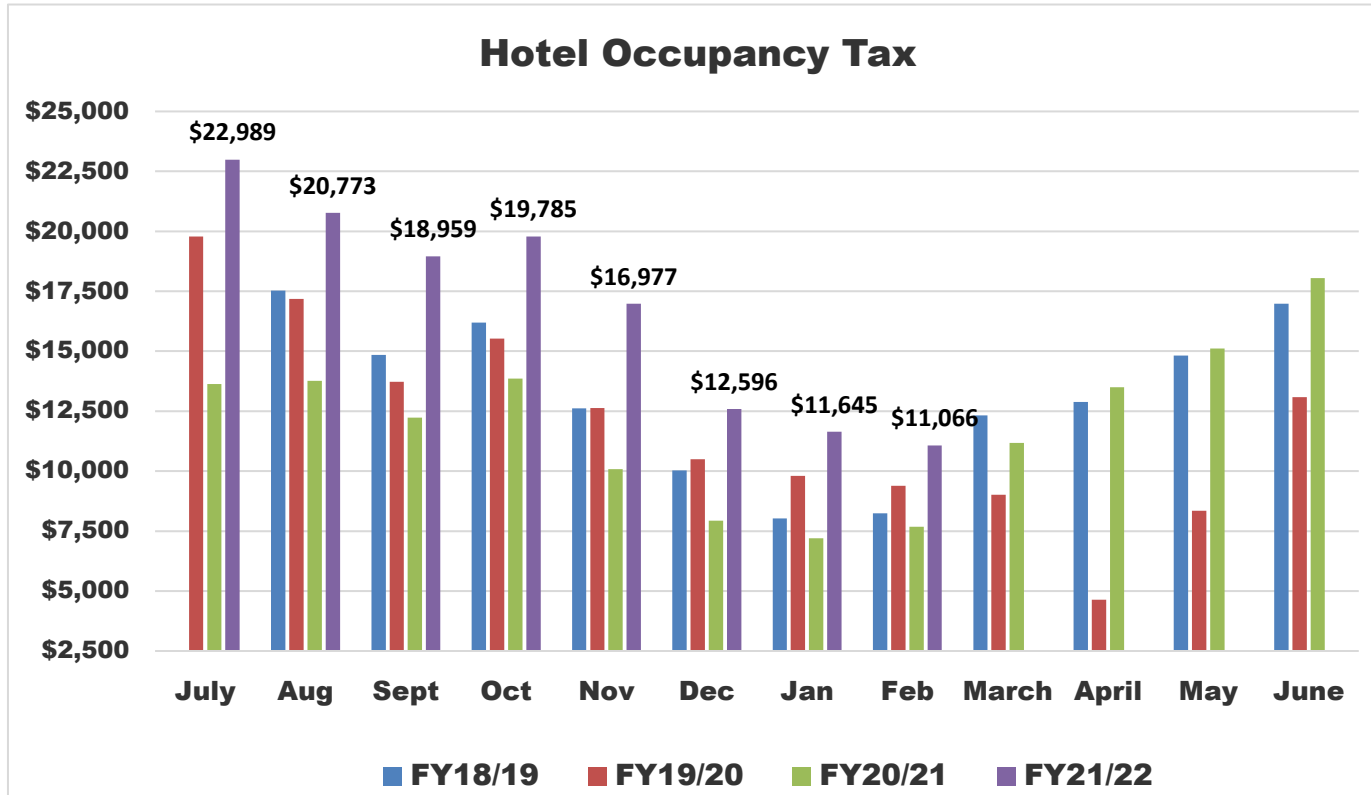
Wholesale Beer Tax Revenue Year To Date



	Fiscal Year to Date
FY 14/15	344,219
FY 15/16	346,489
FY 16/17	371,113
FY 17/18	351,396
FY 18/19	349,017
FY 19/20	357,882
FY20/21	408,154
FY21/22	431,403

Liquor Income







CROSSVILLE POLICE DEPARTMENT

STAT COMPARISONS

MAR 2022 TOTAL CALLS - 2,583

FEB 2,425 YEAR TO DATE - 7,269

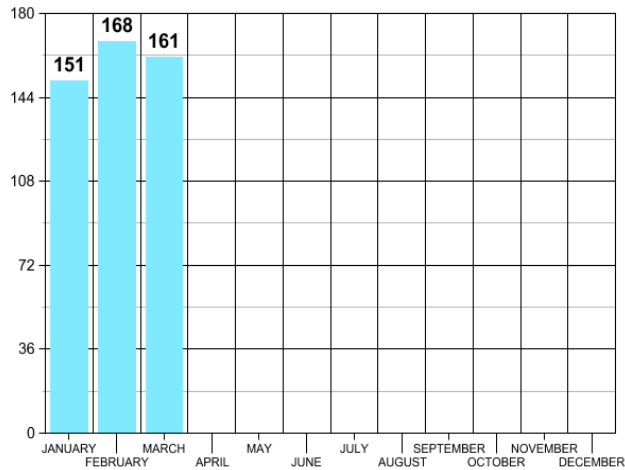
SPECIAL EVENTS

CAREER FAIR

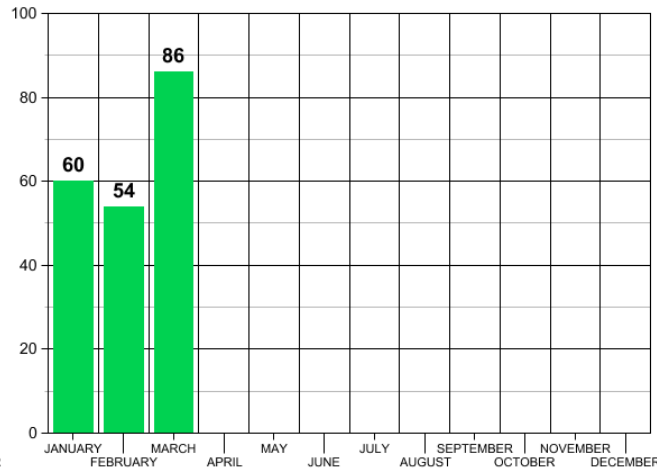
DUI CHECKPOINT

NEW HIRE TESTING

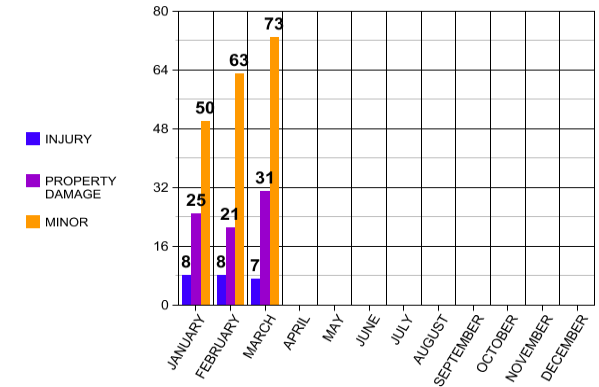
TOTAL MONTHLY CITATIONS



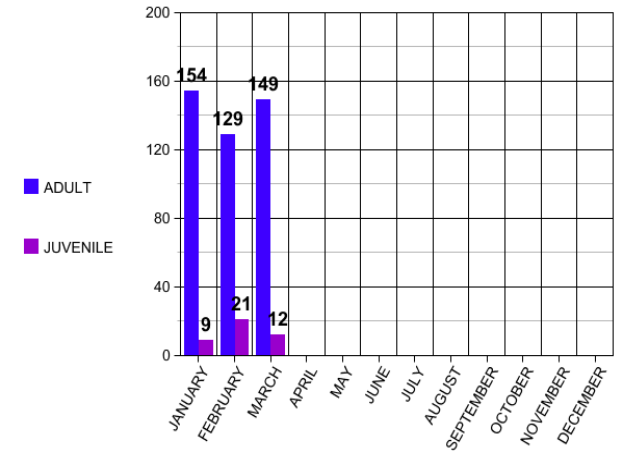
TOTAL MONTHLY OFFENSES



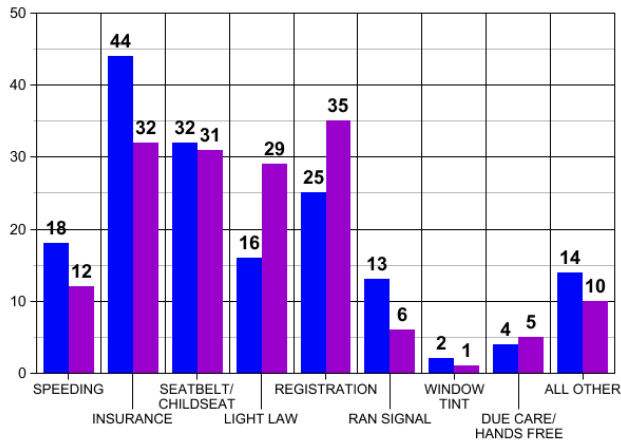
TOTAL MONTHLY ACCIDENTS



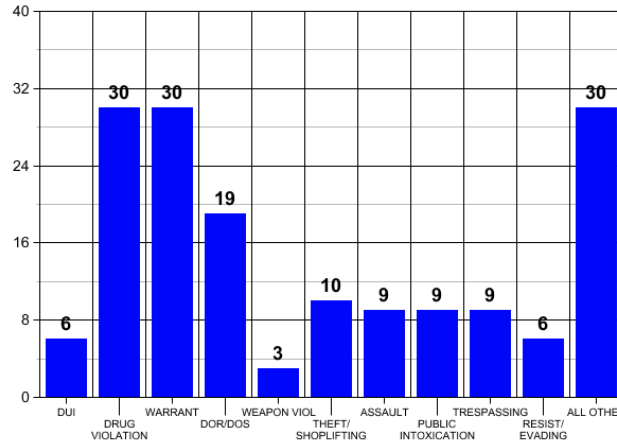
TOTAL MONTHLY ARREST



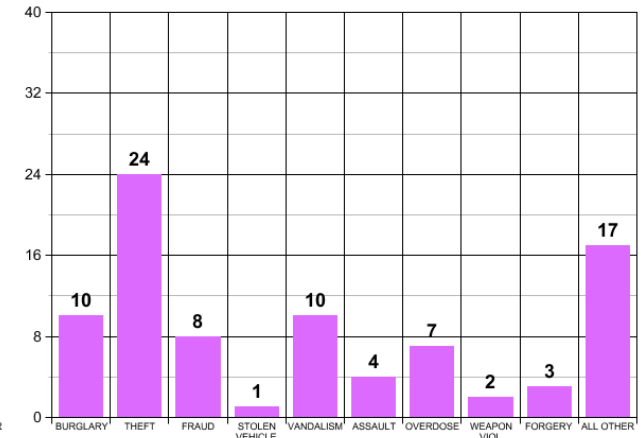
PREVIOUS MONTH CITATION COMPARISON



ARREST BY CATEGORY



OFFENSE BY CATEGORY



Monthly Stats
March 2022

CITATIONS		OFFENSES		ARRESTS	
Ran Stop Sign	2	Burglary	10	Burglary	1
Speeding	11	Theft from Building	3	Theft All Other	2
Seat belt Violation	30	Theft from Vehicle	1	Fraud	2
Due Care	1	Theft of Vehicle Parts	9	Counterfeit	1
No DL	3	Theft All Other	5	Shoplifting	8
Ran Traffic Light	4	Fraud	8	Assault	1
Texting While Driving	3	Assault	2	Domestic Assault	2
Registration Violation	34	Shoplifting	6	Viol. OP/Bond Conditions	2
Light Law Violation	28	Rape	1	Embezzlement	1
Window Tint Violation	1	Arson	1	Drug Violation	18
Violation of Muffler Law	2	Lost property	5	Drug Equipment	10
Insurance Violation	32	Death	1	Weapons Law Violation	3
Improper Use of Lane	2	Vehicle Theft	1	Vandalism	6
Burning Violation	1	Vandalism	10	DUI	6
Failure to Signal	1	Forgery	3	Viol. Implied Consent	1
Viol. Of Open Container	1	Overdose	7	Disorderly Conduct	3
Hands Free in School	1	Property Damage	1	Resisting/Evading Arrest	6
Zone		Forcible Fondling	2	DOR/DOS/No DL	19
		Drug Equipment	1	Public Intoxication	9
		Weapons Law Violation	2	Criminal Trespass	9
		Recovery	1	Criminal Impersonation	4
		Domestic Assault	1	Poss. Of Stolen Property	2
		Verbal Domestic	1	Poss. Of Catalytic Converter	1
		Harassment	1	Liquor Law Violation	2
		Identity theft	1	Warrant	30
		Computer Hacking	1		
		Robbery	1		
TOTAL	157	TOTAL	86	TOTAL	149
SPEED WARNINGS	2	JUVENILE ARRESTS		TOTAL CALLS	2583
WARNINGS	0	Assault	6	ANIMAL CONTROL CALLS	45
JUVENILE CITATIONS		Vandalism	1	ACCIDENTS	
Speeding	1	Drug Violation	1	Fatality	0
Seat belt Violation	1	Drug Equipment	1	With Injury	7
Light Law Violation	1	Disorderly Conduct	1	Without Injury	31
Registration Violation	1	Intimidation	2	Minor	73
TOTAL	4	TOTAL	12	TOTAL	111

* On March 15th Police Department officers participated in Career Fair.

* THSO Checkpoint was held on March 18th.

* New hire interviews were held on March 21st.

Crossville Fire Dept.

Crossville, TN

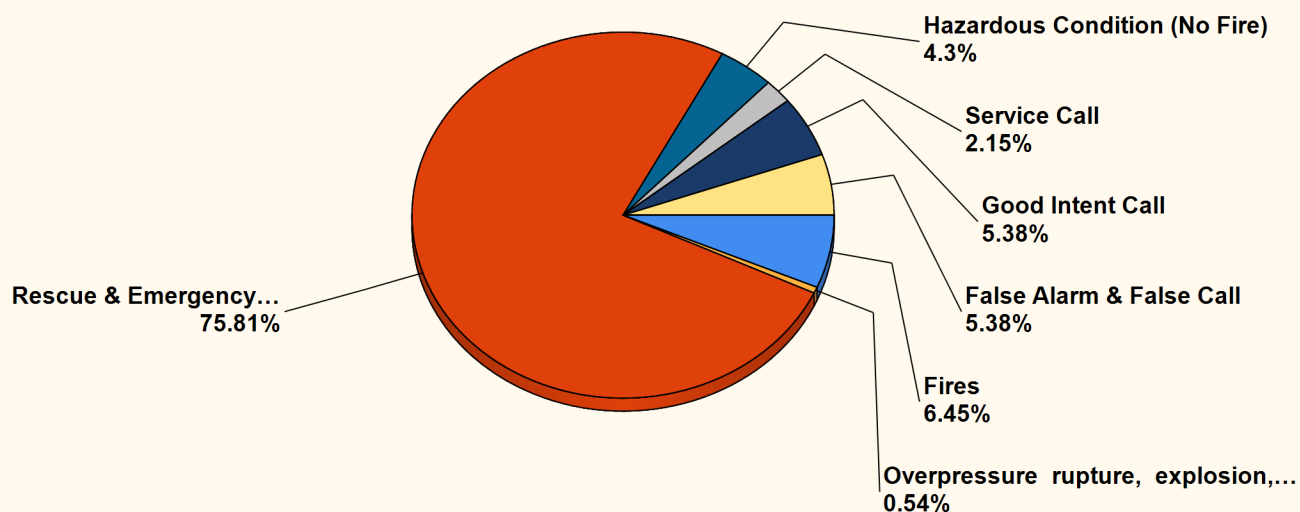
This report was generated on 4/4/2022 8:14:44 AM

CROSSVILLE



Breakdown by Major Incident Types for Date Range

Zone(s): All Zones | Start Date: 03/01/2022 | End Date: 03/31/2022



MAJOR INCIDENT TYPE	# INCIDENTS	% of TOTAL
Fires	12	6.45%
Overpressure rupture, explosion, overheating - no fire	1	0.54%
Rescue & Emergency Medical Service	141	75.81%
Hazardous Condition (No Fire)	8	4.3%
Service Call	4	2.15%
Good Intent Call	10	5.38%
False Alarm & False Call	10	5.38%
TOTAL	186	100%

Only REVIEWED and/or LOCKED IMPORTED incidents are included. Summary results for a major incident type are not displayed if the count is zero.



emergencyreporting.com
Doc Id: 553
Page # 1 of 2

Detailed Breakdown by Incident Type

INCIDENT TYPE	# INCIDENTS	% of TOTAL
111 - Building fire	3	1.61%
113 - Cooking fire, confined to container	2	1.08%
131 - Passenger vehicle fire	1	0.54%
140 - Natural vegetation fire, other	1	0.54%
141 - Forest, woods or wildland fire	4	2.15%
150 - Outside rubbish fire, other	1	0.54%
251 - Excessive heat, scorch burns with no ignition	1	0.54%
300 - Rescue, EMS incident, other	1	0.54%
311 - Medical assist, assist EMS crew	11	5.91%
320 - Emergency medical service, other	1	0.54%
321 - EMS call, excluding vehicle accident with injury	115	61.83%
322 - Motor vehicle accident with injuries	11	5.91%
324 - Motor vehicle accident with no injuries.	2	1.08%
412 - Gas leak (natural gas or LPG)	3	1.61%
413 - Oil or other combustible liquid spill	2	1.08%
440 - Electrical wiring/equipment problem, other	1	0.54%
444 - Power line down	1	0.54%
461 - Building or structure weakened or collapsed	1	0.54%
500 - Service Call, other	1	0.54%
561 - Unauthorized burning	3	1.61%
600 - Good intent call, other	4	2.15%
611 - Dispatched & cancelled en route	5	2.69%
651 - Smoke scare, odor of smoke	1	0.54%
700 - False alarm or false call, other	4	2.15%
711 - Municipal alarm system, malicious false alarm	1	0.54%
715 - Local alarm system, malicious false alarm	1	0.54%
735 - Alarm system sounded due to malfunction	1	0.54%
740 - Unintentional transmission of alarm, other	1	0.54%
745 - Alarm system activation, no fire - unintentional	2	1.08%
TOTAL INCIDENTS:	186	100%

Total Burn Permits for March 2022
181

Jennifer Hall

Only REVIEWED and/or LOCKED IMPORTED incidents are included. Summary results for a major incident type are not displayed if the count is zero.



Crossville Fire Dept.

Crossville, TN

This report was generated on 4/4/2022 8:10:27 AM

CROSSVILLE



Daily Log Items per Activity Code for Date Range with Personnel

Activity Codes: MD1- Assist Other Agencies - MD1 assisting other agencies, MD1-Advanced Treatment - MD1 Advanced Treatment/Availability, MD1-Medical Direction and QA - MD1-Medical Direction, Instruction and Quality Assurance, MD1-Other activity - MD1-other activity-description in Notes, MD1-Safety and Rehab - MD1 Safety Officer and Rehab Management and 1 more | Start Date: 03/01/2022 | End Date: 03/31/2022

MD1-Other activity - MD1-other activity-description in Notes

START DATE	END DATE	DURATION (hh:mm)	STATION	APPARATUS	PERSONNEL	NOTES
03/29/2022 19:30:00	03/29/2022 20:03:00	0:33	ST1 - CFD Station 1		Fox, Mark A	Fire alarm at Cumberland Medical Center. Prepared to assist with the evacuation of patients if needed.
						Total Items: 1
						Grand Total Items: 1

Displays all Daily Log Items with personnel list for DATE RANGE and ACTIVITY CODE, grouped by Activity Code



emergencyreporting.com
Doc Id: 1668
Page # 1 of 1

Water Loss Report

	Consumption	Water loss - flushing	Water loss - leaks	Water loss-fire fighting	Total Internal Use	Unaccounted-for Water	Pumped Water	LOSS %
2018								
January	88,114,500	1,978,358	1,272,890	60,000	3,311,248	40,696,952	132,122,700	31%
February	92,164,600	5,904	3,749,588	65,000	3,820,492	9,054,908	105,040,000	9%
March	80,217,300	34,375	1,929,024	145,000	2,108,399	29,884,501	112,210,200	27%
April	80,489,000	86,729	1,233,996	2,000	1,322,425	26,231,575	108,043,000	24%
May	83,464,600	681,483	429,676		1,111,159	33,736,841	118,312,600	29%
June	93,994,400	152,880	2,693,928		2,846,808	16,951,792	113,793,000	15%
July	92,933,800	461,753	1,124,995		1,586,748	27,013,152	121,533,700	22%
August	94,724,300	47,115	11,949,329	2,000	11,998,444	23,857,600	118,581,900	20%
September	103,519,000	423,299	1,487,856	5,100	1,916,255	5,352,745	110,788,000	5%
October	87,432,600	541,673	2,244,551	2,600	2,788,824	23,625,476	113,846,900	21%
November	90,719,700	58,772	2,161,156		2,219,928	16,188,372	109,128,000	15%
December	85,827,100	141,659	2,230,374	4,500	2,376,533	26,819,267	115,022,900	15%
2019								
January	78,615,200	45,193	1,231,332		1,276,525	37,433,475	117,325,200	32%
February	83,850,700	120,407	3,630,186		3,750,593	25,387,707	112,989,000	22%
March	79,635,900	117,534	2,566,872		2,684,226	40,751,574	123,071,700	33%
April	84,372,600	240,891	2,674,092	7,100	2,922,083	31,045,317	118,340,000	26%
May	85,946,000	163,822	4,683,636	109,500	4,956,958	45,210,942	136,113,900	33%
June	96,622,200	98,995	7,626,119	30,000	7,755,114	17,662,086	122,039,400	14%
July	104,717,400	117,626	2,750,076	4,400	2,867,702	19,618,398	127,203,500	15%
August	101,985,200	263,684	4,797,924	20,100	5,081,708	22,690,792	129,757,700	17%
September	104,149,900	222,064	3,880,278	7,300	4,109,642	16,773,458	125,033,000	13%
October	107,018,600	460,042	9,481,866	4,600	9,946,508	10,778,662	127,743,770	8%
November	102,271,900	391,315	4,385,586	9,300	4,786,201	14,637,899	121,696,000	12%
December	96,686,300	5,058	2,837,604	950	2,843,612	25,236,088	124,766,000	20%
2020								
January	95,899,500	6,628	823,986	2,450	833,064	29,235,836	125,968,400	23%
February	90,749,900	551,076	604,800		1,155,876	32,725,224	124,631,000	26%
March	84,635,300	60,841	1,827,840	300	1,888,981	47,772,019	134,296,300	36%
April	92,557,600	133,183	2,583,380	11,800	2,728,363	32,148,037	127,434,000	25%
May	92,340,000	212,101	385,560	17,665	615,326	44,614,374	137,569,700	32%
June	85,846,200	74,274	10,704,500	25,100	10,803,874	68,372,926	165,023,000	41%
July	115,477,600	446,221	1,120,603	6,800	1,573,624	28,362,876	145,414,100	20%
August	109,086,400	513,221	1,932,348	2,500	2,448,069	28,871,931	140,406,400	21%
September	100,754,500	252,799	4,889,306	2,800	5,144,905	27,742,595	133,642,000	21%
October	103,217,700	443,299	2,383,288		2,826,587	27,526,313	133,570,600	21%
November	97,787,500	341,529	4,613,397	7,200	4,962,666	27,857,934	130,608,100	21%
December	103,603,600	2,701,131	11,389,734	4,900	14,095,765	12,724,235	130,423,600	10%
2021								
January	93,463,400	22,070	7,649,781	5,800	7,677,651	27,692,849	128,833,900	21%
February	94,206,800	78,088	2,356,689		2,434,777	20,589,923	117,231,500	18%
March	94,540,400	40,343	3,181,332	50,000	3,271,675	27,561,625	125,373,700	22%
April	86,949,700	133,423	1,802,149	9,000	1,944,572	25,838,128	114,732,400	23%
May	101,064,800	44,602	11,929,620	5,730	11,979,952	14,773,648	127,818,400	12%
June	112,233,100	471,537	4,288,911	3,200	4,763,648	8,284,552	125,281,300	7%
July	107,026,900	111,999	2,235,582	15,500	2,363,081	13,768,719	123,158,700	11%
August	103,218,000	671,324	3,817,170	120,300	4,608,794	17,637,706	125,464,500	14%
September	115,996,500	119,932	3,178,193	725	724,475	1,888,425	118,609,400	2%
October	104,282,500	56,059	3,100,908	3,100	3,160,067	9,959,133	117,401,700	8%
November	103,687,800	125,744	2,893,068	15,200	3,034,012	2,342,088	109,063,900	2%
December	99,522,100	170,214	2,088,450	21,150	2,279,814	5,623,866	107,425,800	5%
2022								
January	96,480,200	81,734	1,193,520	26,300	1,301,554	19,108,113	116,889,867	16%
February	85,713,300	90,186	6,599,655	18,800	6,708,641	8,226,759	100,648,700	8%
March	99,417,600	50,686	1,768,173	6,250	1,825,109	7,587,191	108,829,900	7%
April								
May								
June								
July								
August								
September								
October								
November								
December								
TOTAL:								
6 mos	589,103,500	574,623	17,643,774	90,800	18,309,197	52,847,150	660,259,867	8%
12 mos	1,215,592,500	2,127,440	44,895,399	245,255	44,693,719	135,038,328	1,395,324,567	10%

Utility Maintenance

Mar-22 Monthly Report

<u>Locations:</u>	427
<u>Backflows Tested:</u>	35
<u>Grinder Pumps Sold:</u>	1
<u>Preliminary Inspections:</u>	8
<u>Final Inspections:</u>	5
<u>Replacement Pumps</u>	2
<u>Grinder Pumps Repairs</u>	39
<u>Meter:</u>	
Turn-Ons	26
Turn-Offs	13
Occupant Changes	79
Reinstates	23
Checks, Replacement, Repair	158
Water Taps	6
Main Line Leaks	2
Service Repairs	10
<u>Total Water Loss:</u>	910,137.1 gals.
<u>Sewer Taps</u>	5
<u>Sewer Line Repairs</u>	6
<u>Graves</u>	6
<u>Pipe Installed</u>	
	286' of 3/4" copper
	15' of 6" PVC
	27' of 4" PVC
	8' of 2" PVC
	8' of 1" Copper

Monthly Summary

Replaced approximately 80 - 3/4", 4 - 1"
water meters due to meter or AMR malfunctioning
Read meters, Did service orders and customer complaints

Worked on and/or replaced malfunctioning meter ERTs, 41 - 60W's, 33 - 100W's
Grinder pump preventative maintenance, 5 cleaned/checked
Meters tested - 5 - 3/4", 3 - 1"
Repaired hydrant at fire hall #2
Started repairing plumbing for Splash pad
Tested 35 backflows devices
Made taps on low pressure sewer lines at 127N area for Eng. Dept.
Yard & Road repairs due to leaks and line installs
Backflow testing re-certification class - Bill Poore, Ryan Bilbrey, Mike McCartney
Boring 127N for sewer tap for TLD
Pot holed utility lines at Hwy 68 & 127S for road project for Eng. Dept.
Fire hydrant testing & maintenance - painting, etc.

Water main leaks repaired:

499 Riverbend Dr. - 6" PVC
Lake Point Ct. - 2" PVC

Water service leaks or repairs:

346 Sparta Dr.
337 Riverbend Dr.
196 Smee Rd.
End of Riverbend Dr.
1067 N. Main St.
101 Cumberland Plaza
44 St. James Pt.
25 Taylor St.
212 S. Main St.
212 Cumberland Dr.

Water Taps:

21 Oakmount Court Lot 30
135 10th St.
12 Rector Ave.
33 West Adams St.
58 Deerfield Rd. Lot 153
39 Dewey Dr.

Sewer Taps

21 Oakmount Court Lot 30
135 10th St.
12 Rector Ave.
58 Deerfield Rd. Lot 153
39 Dewey Dr.

Sewer Line Repairs:

1499 E. 1st St.
Satsuma Dr.
Corner of TN Ave. & Bluff Rd.

Riverbend Condos
Corner of TN Ave. & Bluff Rd. #2
35 Halstead Dr.

Grinder pump finals

446 Holly Tree Dr.
533 Holly Tree Dr.
2707 Cook Rd.
410 Old Mail Rd.
35 Halstead Dr.

Grave Services

Cindy Faye Ford
George Ennis
Vicki Hollingsworth
Henry Farley
Lisa McDaniel
Carla Rector

Next Months Forecast

Replace AMR meters & ERTs as needed
Do water & sewer taps & graves
Repair Grinder pumps & cleanings & maint. checks
Test Backflows
Hydrant testing and/or maintenance
Finish State Hwy bores for CUD & TLD sewer tap
Test meters
Uncover & raise manholes found by sewer rehab contractor
Install an hydrant on Tabor Dr.
Install a plug on 6" valve on Genesis Rd. where water line crossing was killed
Install a sewer tap on Stout Rd. for the Church due to road project.

2021-2022 Building Permits

	County	County	City	City	City & County	City & County	Land Disturbance		Plan	Demo	House		
	Residential	Commercial	Residential	Commmercial	Plumbing	Mechanical	Permits	Sign	Review		Moving	County Fees Paid	City Fees Paid
July	19	0	7	3	24	14	0	0	0	0	1	\$17,322.00	\$12,345.50
August	38	1	13	0	46	15	9	0	1	0	0	\$42,170.50	\$8,966.00
September	23	2	12	2	34	31	4	0	0	1	0	\$29,097.50	\$14,695.00
October	30	0	4	0	35	14	3	0	0	0	0	\$31,729.00	\$4,401.50
November	28	0	10	0	36	19	2	0	0	0	0	\$32,358.00	\$8,445.50
December	62	1	5	1	67	38	7	0	0	0	0	\$72,614.50	\$7,681.00
January	47	0	3	4	49	26	1	0	0	0	0	\$50,176.00	\$5,655.00
February	11	0	14	2	22	23	3	0	0	0	0	\$13,290.00	\$10,656.00
March	31	0	7	3	38	17	1	0	0	0	0	\$35,203.00	\$10,198.00
April													
May													
June													
Total	289	4	75	15	351	197	30	0	1	1	1	\$323,960.50	\$83,043.50

Engineering Projects Report April 7, 2022		
Project	Current Status	Dates
TDOT 127 South Utility Relocation	The Engineer is in the process of completing the specifications and will be turning the plans package over to TDOT for the bid letting.	Bid Letting June 17, 2022
TDOT 127 North Utility Relocation Section 1	The Utilities for this project are 21% financially complete as of March 31. None of the Installed utilities have been tested.	Target Completion Date June 30, 2025
TDOT 127 North Utility Relocation Section 4 (Fentress Cumberland County Line)	The preconstruction meeting has occurred and the project start date was March 21st. Signs have been installed and the City has not received any submittals from the Contractor.	Target Completion Date August 31, 2026
TDOT 127 North Utility Relocation Section 2	The Engineer has begun the preliminary design and the City has received the signed contract with TDOT.	Bid Letting December 12, 2023
TDOT 127 North Utility Relocation Section 3	The Engineer has begun the preliminary design and the City has received the signed contract with TDOT.	Bid Letting December 12, 2023
Northwest Connector Phase 3	The Utilities for this project are 39% financially complete as of March 31. None of the Installed utilities have been tested.	Total Completion Date July 21, 2023 Finish from Genesis To Stout May 31, 2022
Northwest Connector Phase 2	All appraisals work has been completed and the City is in the process of acquiring property.	Bid Letting 2023
Downtown Sidewalks	TDOT has requested the NEPA (National Environmental Policy Act) Document be updated. This process is a six month long process.	
Old Lantana Road, County Seat and Southbend Waterline Replacement	The City has reviewed the plans and the Engineer is revising the plans. A construction start date will be established once the easements are acquired.	
Bridges for Trails at Meadow Park	The Street Department has cut the concrete abutments for the gas line installation. Once the gas line is installed the City will bid the steel bridge. Estimated time for the gas line installation is now, late April.	
Quail Hollow Court	The Exhibit "A" document required for the sale of the property will be updated when the Airport Layout Plan is updated during this year.	
Main Street and Lantana Traffic Signal Replacement	This project is ready to be bid and we are waiting to coordinate this project with the downtown sidewalk project.	
Fourth Street and West Avenue Traffic Signal Replacement	The City has received a draft set of ROW plans. A utility coordination meeting is forthcoming. This project has low priorities because the City will not have STP funds to fund construction for three to five years.	
Meadow Park Water Filtration Plant Sewer Project	The Engineer has created the exhibits for the easements. The City is in the process of acquiring the easements.	Schedule will be forthcoming
Raw Water Study (Meadow Park Lake Expansion)	A meeting was held with all regulatory agencies and the consultants can now submit contracts for the second phase of the environmental work. We expect to receive these contracts for a May City Council meeting.	
Airport Obstruction Removal	The Environmental document is complete and the Engineering contract for the development of the plans is on the agenda for approval.	
Underwood Street Sidewalk	Acquisition documents have been turned over to the City Attorney so that City Staff can negotiate the acquisitions.	
Tulip Drive Sewer Installation	The plans are complete and the City is awaiting the payment of the fees.	
Airport ALP	The aircraft counter contract and grant is on the agenda for approval and the ALP grant contract will be extended for one additional year.	
Meadow Park Water Filtration Master Meters	All construction is complete and we are waiting on the meter manufacture to set up a date for a technical start up of the meters.	Contract Completion August 28, 2021
Industrial Blvd and Highway 127 Intersection Waterline Rehab	Once a funding source is identified, this project is ready to bid and advertise.	
Deer Creek Sewer	HOA of Deer Creek has renewed their sewer permit and they are discussing options for connecting to the City Sewer system.	
TDOT SR 1 Highway 70 Bridge Replacement (Sparta Highway) Utility Relocation	We are awaiting the bid letting.	Bid Letting May 13, 2022
TDOT SR 24 Highway 70 North Bridge Replacement Utility Relocation	The Engineer is developing the utility relocation plan. TDOT is working out clearance issues with TVA lines and this project's timeline will grow.	Bid Letting August 19, 2022
CoLinx Fire Pump and Tank System	All upgrades have been completed. Capping the line to the tank is all that remains in order to disconnect the tank and the pump. CoLinx has been paid the full approved amount.	
Little Obed Pedestrian Bridge	The City is working on a CDBG grant for the greenway and this grant (Three Star) may be combined for a larger project.	
Meadow Park Water Filtration Transfer Pumps	The Contractor will be starting the installation next week.	
Miller Avenue Crosswalk	The Contractor is in the process of drilling the foundation holes for the poles and should place the concrete next week.	
Airport PAPI Replacement	The bid approval, grant and contract for construction administration is on the agenda for approval.	
High Mast Light Replacement on Peavine Interchange	A high mast light pole was removed after an accident in September of 2021. The bid award is on the agenda for approval of the bid.	
Meadow Park Kayak Launch	The Engineering Department is contacting vendors for the availability of different styles of kayak launch products. We will be determining how the bid documents should be tailored for the best product.	
Private Developments		
The Gardens Phase 8 Plat 3	The Final Plat has been approved by the Planning Commission. All utilities have been approved. Paving, base stone and curbing are remaining items to be completed.	
The Gardens Phase 8 Plat 4	The Final Plat has been approved by the Planning Commission. All utilities have been approved. Work has not started on the road.	
First Street Estate Subdivision	The Preliminary Plat has been approved by the Planning Commission. The sewer plans have been approved by TDEC.	
Sky View Meadow Subdivision Phase 2	All utility plans have been approved and the Developer's Contractor is installing the water and sewer mainlines.	

Airport Committee Meeting Report from FBO: April 4 2022

February Fuel Flow: 6613gallons

Avgas: 2812 gallons

Jet A: 3801 gallons

March Fuel Flow: 9498 gallons

Avgas: 2765 gallons

Jet A: 6733 gallons

Last March Fuel Flow: 7512 gallons

Avgas: 2607 gallons

Jet A: 4905 gallons

Fuel sales were up in March 44% over February. Fuel sales year over year from last February were up 26%. The major impact to fuel sales was an increase in Jet fuel sales of almost 3000 gallons month over month.

We flew 167.5 hours on the flight training aircraft in Crossville in March, which was up almost 50% from February. This was a record month for KCSV flight training. The CCHS program training high school students is fully ramped up. We presently have 20 active CCHS students in flight training. The simulator should be showing up in May. The space where the simulator will go has been painted and is ready for the install.

We will be adding a new Tecnam P2008 to our fleet in April. This first aircraft will be based in Shelbyville and used for training, demo/ sales flights and rental. Greg and Brenton will be going to Sebring FL in April to received training on the Tecnam Aircraft models. Allen will also be attending training in Sebring FL for check out in the single engine two and four seat models and the 4 four seat multi engine model (P2008, P2010tdi, and P2006). Once completed we will be a Tecnam Authorized Factory Service Center for an eight state area as well as a factory authorized service center for Continental and Rotax engines. Over time this will have a big impact on our Crossville maintenance operations as more aircraft are sold and delivered in our area. Having the engine service centers that go along with this will also help support our other aircraft types that we maintain with similar engines.

We are heading into spring with good positive momentum for the airport and our FBO / Flight Training and Maintenance operations.

CITY OF CROSSVILLE
BONDS and NOTES
(SCHEDULES ATTACHED)

6 Months interest in December and May
Principal payment in May

			11/30/2021	Due May		3/31/2022
	<u>PAY</u>	<u>INT</u>	<u>LOAN</u>	<u>PRINCIPAL</u>	<u>INTEREST</u>	<u>LOAN</u>
	<u>OUT</u>	<u>RATE</u>	<u>BALANCE</u>	<u>PAYMENT</u>	<u>PAYMENT</u>	<u>BALANCE</u>
GENERAL FUND						
				May-22		
E-911	2024	Variable	\$ 193,000	\$ 63,000	\$ 5,800	\$ 130,000
2020 Series A1 Bonds	2037	4.00%	\$ 3,965,000	\$ 60,000	\$ 50,727	\$ 3,905,000
2020 Series B Bonds	2028	4.27%	\$ 1,915,000	\$ 265,000	\$ 12,046	\$ 1,650,000
2020 Series A2 Bonds	2037	3.00%	\$ 1,165,000	\$ 60,000	\$ 15,112	\$ 1,105,000
			<u>\$ -</u>	<u>\$ -</u>	<u>\$ -</u>	<u>\$ -</u>
			<u>\$ 7,238,000</u>	<u>\$ 448,000</u>	<u>\$ 83,685</u>	<u>\$ 6,790,000</u>

Water & Sewer Fund

2020 Series C Bonds	2050	4.00%	\$ 29,905,000	\$ 545,000	\$ 703,766	\$ 29,360,000
Catoosa's Share			<u>\$ (5,821,326)</u>	<u>\$ (106,090)</u>	<u>\$ (136,995)</u>	<u>\$ (5,715,236)</u>
			\$ 24,083,674	\$ 438,910	\$ 566,771	\$ 23,644,764
2020 Series D Bonds	2027	4.19%	\$ 1,230,000	\$ 200,000	\$ 12,140	\$ 1,030,000
			<u>\$ 25,313,674</u>	<u>\$ 638,910</u>	<u>\$ 578,911</u>	<u>\$ 24,674,764</u>

CATOOSA

2020 Series C Bonds	2050	4.00%	\$ 5,821,326	\$ 106,090	\$ 136,995	\$ 5,715,236	
5/20/2021 RUD Plateau tank 40 yrs	2061	1.75	\$ 888,717	\$ 15,544	\$ 15,428	\$ 873,173	monthly payment
			<u>\$ 6,710,043</u>	<u>\$ 121,634</u>	<u>\$ 152,423</u>	<u>\$ 6,588,409</u>	
<u>TOTALS (WATER & SEWER FUND)</u>			<u>\$ 32,023,717</u>	<u>\$ 760,544</u>	<u>\$ 731,334</u>	<u>\$ 31,263,173</u>	

TOTAL \$ 38,053,173

Water/Sewer Fund

	Grant	Local	Total	Money Spent	Money Received	To Be Received
Catoosa water tank - Hwy. 127N		\$160,500.00	\$1,309,500.00	\$1,470,000.00	\$1,351,865.00	\$1,050,500.00
Sewer Rehab		\$525,060.00	\$216,995.00	\$742,055.00	\$ 742,055.00	\$ 525,060.00

General Fund

	Grant	Local	Total	Money Spent	Money Received	To Be Received
Bulletproof vests		\$36,781.44	\$36,781.44	\$73,562.88	\$63,932.12	\$36,793.78
Alcohol Saturation-2019		\$25,000.00	\$0.00	\$25,000.00		
Drug Task Force Overtime		\$18,000.00	\$0.00	\$18,000.00		
Airport Maintenance 21-22		\$15,000.00	\$0.00	\$15,000.00	\$2,336.27	\$2,219.46
Airport Layout Plan		\$190,000.00	\$10,000.00	\$200,000.00	\$28,492.59	\$ 19,601.36
Airport Lighting Rehab		\$34,865.00	\$ 1,835.00	\$36,700.00	\$ 6,524.87	\$ 6,524.87
Downtown Sidewalks/Lights		\$1,299,651.36	\$324,912.84	\$1,624,564.20		
Northwest Connector 3		\$1,006,137.00	\$251,534.00	\$1,257,671.00	\$ 1,202,600.21	\$ 966,435.37
Northwest Connector 2		\$458,648.00	\$114,662.00	\$573,310.00	\$60,300.00	\$48,240.00
Three Star 21-23		\$50,000	\$ -	\$40,000		
Avigation Easements		\$49,295	\$ 1,805.00	\$51,100		
Obstruction Clearing Env. Assessment		\$29,600	\$ -	\$29,600		
Terminal Bldg. Design	\$	18,900.00	\$ -	\$ 18,900.00	\$ -	
PE Partners Safety Grant		\$3,000.00	\$3,000.00	\$6,000.00	\$5,358.42	\$2,679.21