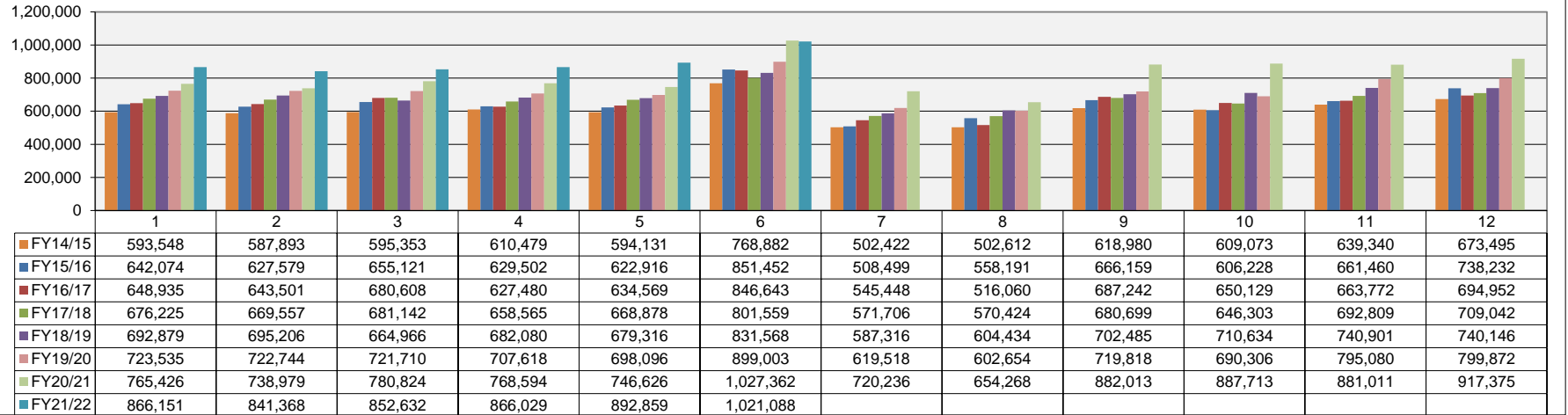
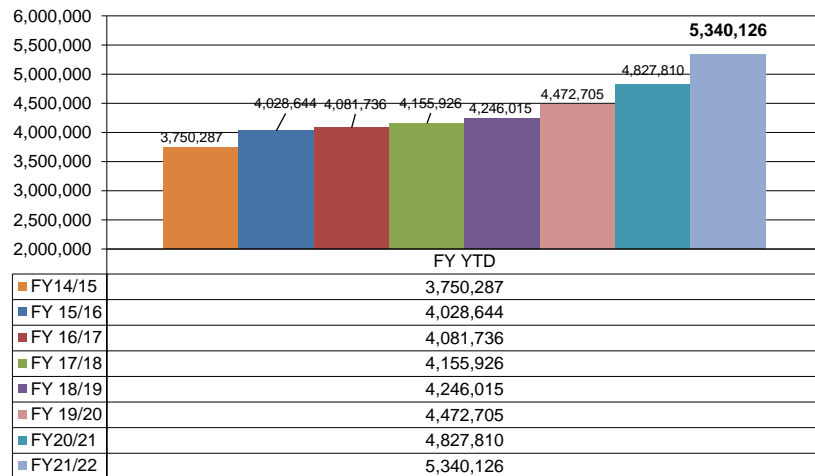


Sales Tax



Sales Tax Revenue Year-to-Date



*COLLECTIONS IN THE CITY OF CROSSVILLE

State of TN Cost of Administration	1.125%	\$ 23,261.01
Net Collections (sent to Trustee's office)		\$ 2,044,384.01

Local Option Out of State Distribution \$ 18,235.34

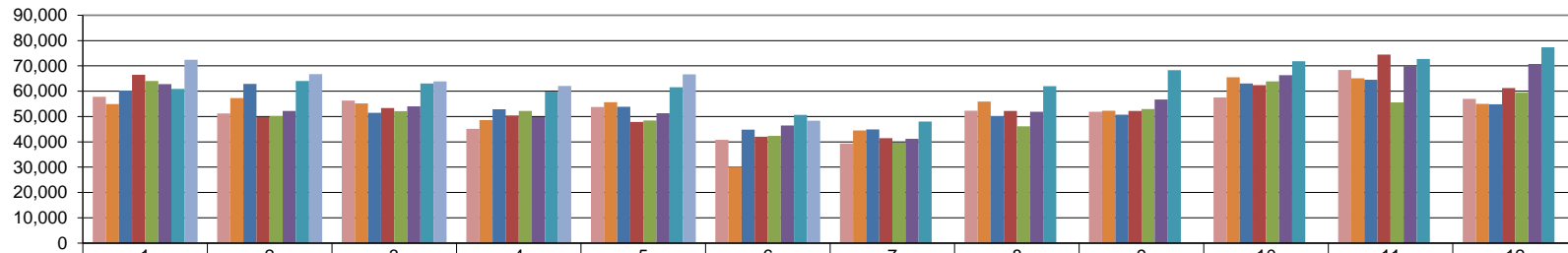
Trustee of Cumberland County	1%	\$ 20,443.84
Net To Be Distributed		\$ 2,042,175.51

CITY OF CROSSVILLE SPLIT

Check to City of Crossville	\$ 1,021,087.75
Check to Cumberland County Board of Education	\$ 1,021,087.75

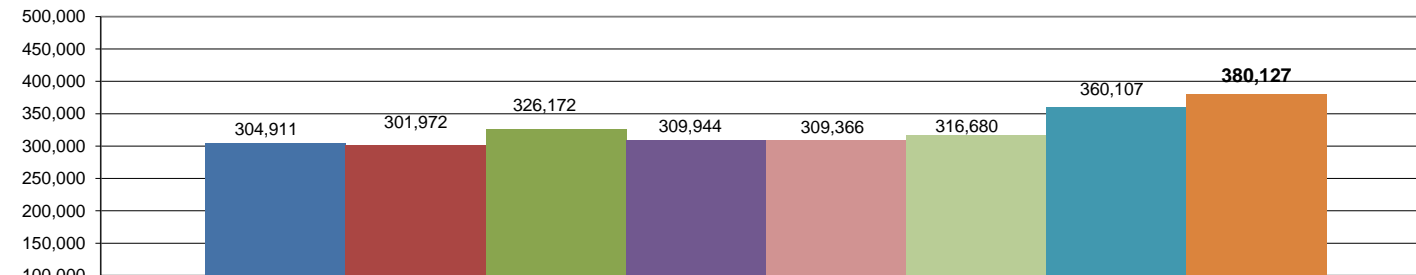
*Totals reported in February, but actually collected in December

Wholesale Beer Tax



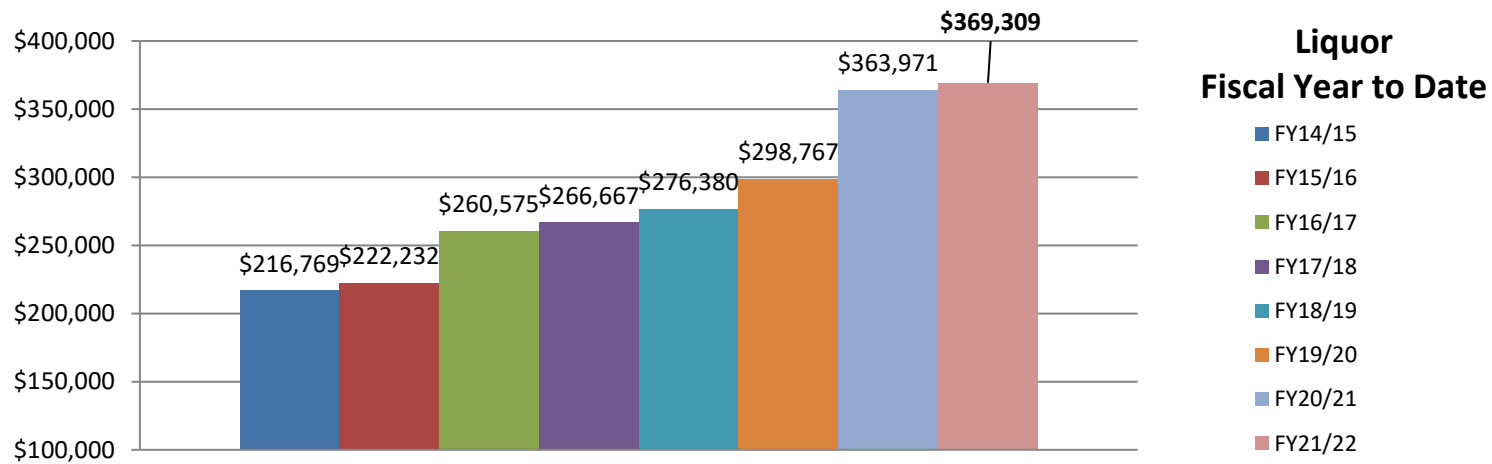
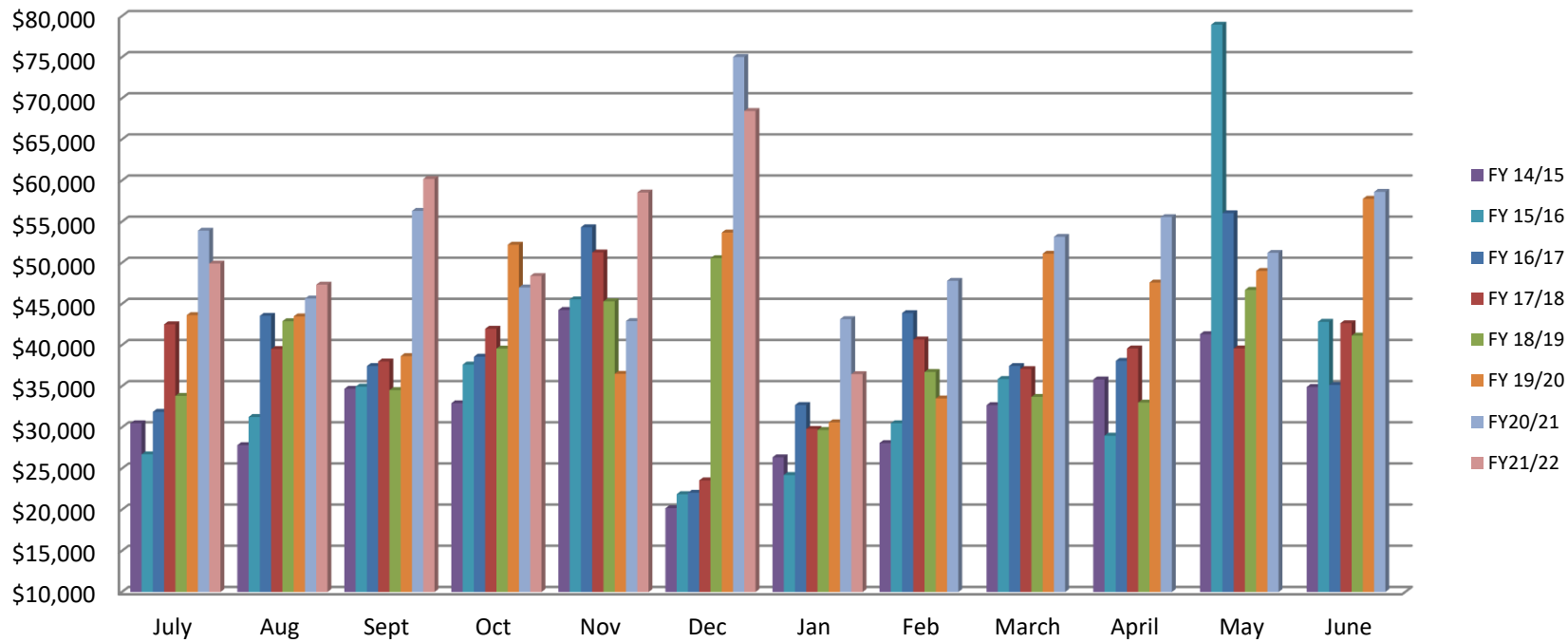
	1	2	3	4	5	6	7	8	9	10	11	12
FY14/15	57,800	51,195	56,278	45,133	53,740	40,764	39,308	52,266	51,887	57,530	68,355	57,009
FY15/16	54,939	57,328	55,181	48,596	55,690	30,239	44,517	55,910	52,279	65,528	65,097	55,042
FY16/17	60,282	62,877	51,474	52,906	53,833	44,802	44,940	50,184	50,728	63,011	64,565	54,849
FY17/18	66,488	49,858	53,345	50,387	47,876	41,990	41,453	52,248	52,251	62,422	74,463	61,278
FY18/19	64,053	50,161	52,165	52,199	48,430	42,358	39,651	46,167	52,963	63,881	55,577	59,418
FY19/20	62,827	52,249	54,046	49,788	51,283	46,487	41,202	51,919	56,731	66,366	69,966	70,772
FY20/21	60,878	64,066	63,062	59,813	61,609	50,680	48,047	61,971	68,311	71,864	72,778	77,377
FY21/22	72,388	66,750	63,848	62,103	66,678	48,360						

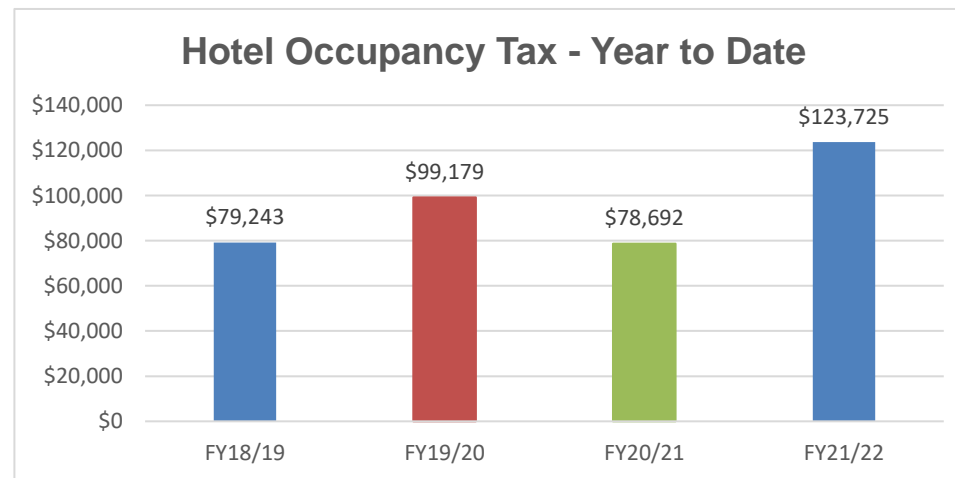
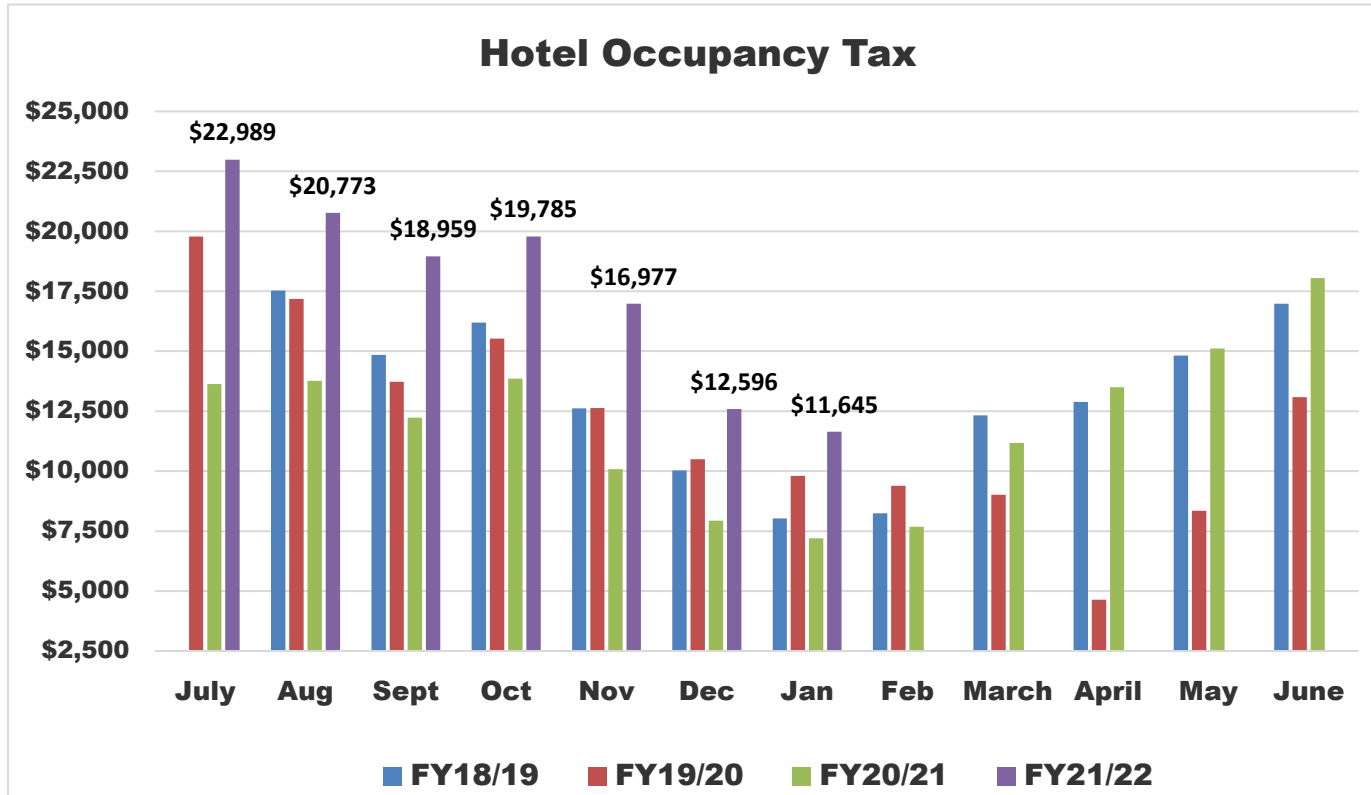
Wholesale Beer Tax Revenue Year To Date



	Fiscal Year to Date
FY 14/15	304,911
FY 15/16	301,972
FY 16/17	326,172
FY 17/18	309,944
FY 18/19	309,366
FY 19/20	316,680
FY20/21	360,107
FY21/22	380,127

Liquor Income







CROSSVILLE POLICE DEPARTMENT

STAT COMPARISONS

FEB 2022 TOTAL CALLS - 2,425

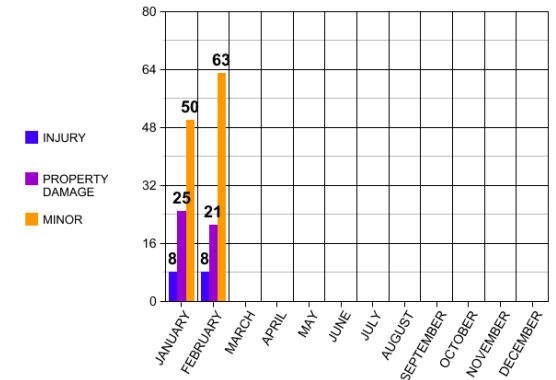
JAN 2,261 YEAR TO DATE - 4,686

SPECIAL EVENTS

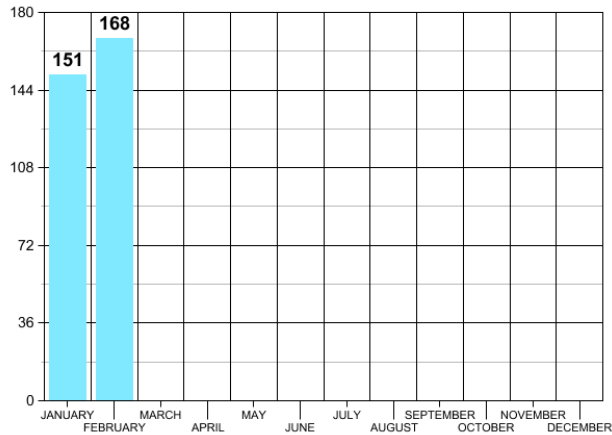
SPEEDWAY FOOD DRIVE

NEW HIRE TESTING

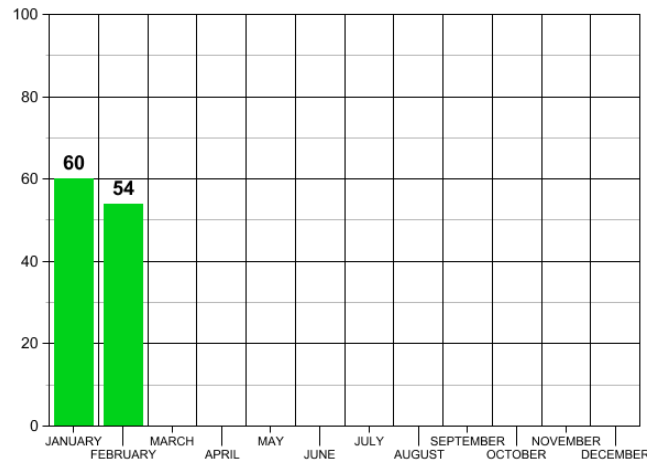
TOTAL MONTHLY ACCIDENTS



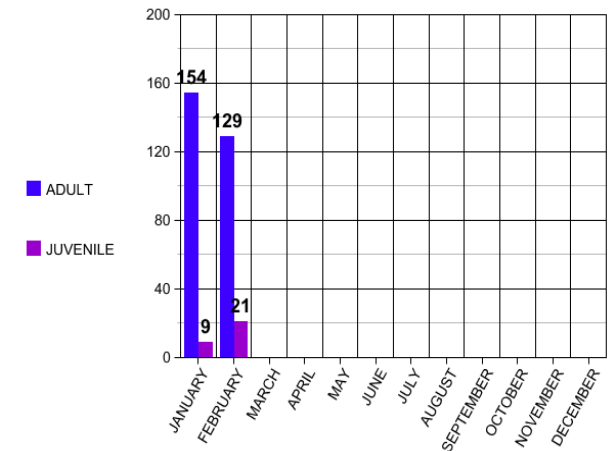
TOTAL MONTHLY CITATIONS



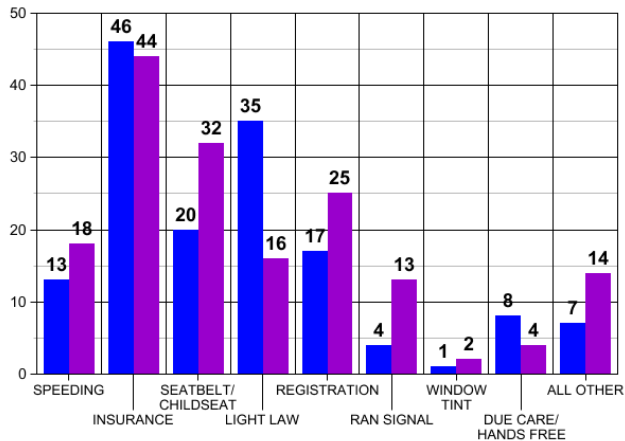
TOTAL MONTHLY OFFENSES



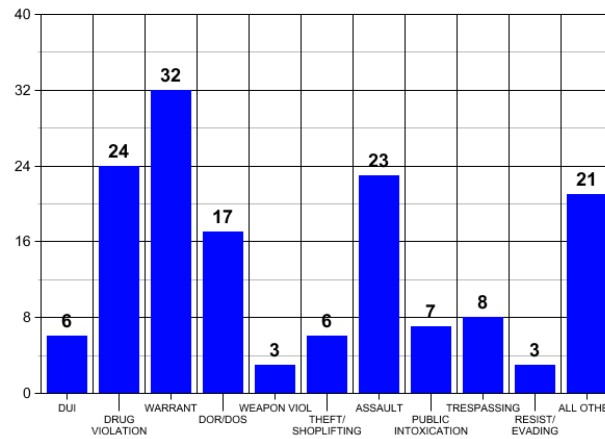
TOTAL MONTHLY ARREST



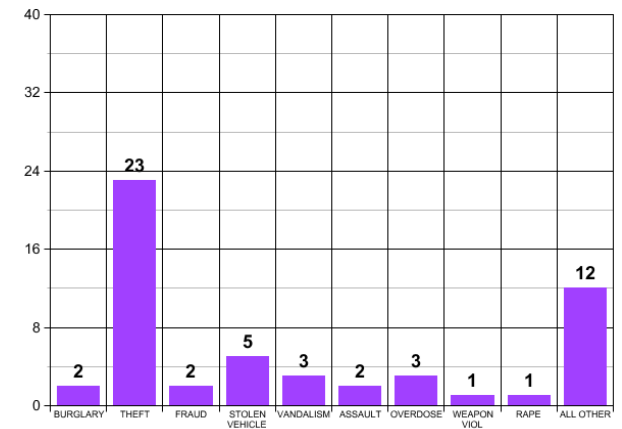
PREVIOUS MONTH CITATION COMPARISON



ARREST BY CATEGORY



OFFENSE BY CATEGORY



Monthly Stats
February 2022

CITATIONS		OFFENSES		ARRESTS	
Ran Stop Sign	6	Burglary	2	Vehicle Theft	1
Speeding	17	Theft from Building	7	Violation bond/OP	2
Seat belt Violation	32	Theft from Vehicle	3	Theft from Vehicle	2
Due Care	2	Theft of Vehicle Parts	7	Vandalism	1
No DL	6	Theft All Other	2	DUI	6
Ran Traffic Light	6	Fraud	2	Disorderly Conduct	1
Failure to Yield	2	Assault	2	Shoplifting	3
Registration Violation	24	Shoplifting	4	Assault	2
Light Law Violation	16	Rape	1	Domestic Assault	7
Window Tint Violation	2	Embezzlement	1	Resisting/Evading Arrest	3
Violation of Muffler Law	1	Lost property	1	Drug Violation	12
Insurance Violation	43	Death	1	Drug Equipment	8
Improper Use of Lane	1	Vehicle Theft	5	Weapons Law Violation	3
Violation of Bumper Law	1	Vandalism	3	DOR/DOS/ No DL	17
Animals at Large	1	Suicide Attempt	1	Hit & Run	1
Noise Ordinance Viol.	1	Overdose	3	Public Intoxication	7
Violation of Burn Permit	1	Property Damage	5	Criminal Trespass	8
Hands Free in School	2	Forcible Fondling	1	Criminal Impersonation	1
Zone		Kidnapping	1	Reckless Endangerment	4
		Weapons Law Violation	1	Forcible Fondling	1
		Recovery	1	Sex Offender Violation	1
				Misuse of 911	1
				Child Neglect	1
				Intimidation	1
				Poss. Of Stolen Property	1
				Child Abuse	2
				Warrant	32
TOTAL	164	TOTAL	54	TOTAL	129
SPEED WARNINGS	2	JUVENILE ARRESTS		TOTAL CALLS	2425
WARNINGS	0	Assault	14	ANIMAL CONTROL CALLS	43
JUVENILE CITATIONS		Tobacco Violation	1	ACCIDENTS	
Speeding	1	Drug Violation	1	Fatality	0
Ran Traffic Light	1	Drug Equipment	3	With Injury	8
Insurance Violation	1	Liquor Law Violation	1	Without Injury	21
Registration Violation	1	False Report	1	Minor	63
TOTAL	4	TOTAL	21	TOTAL	92

* February 26th food drive at Speedway on West Avenue.

* February 28th new hire testing

Crossville Fire Dept.

Crossville, TN

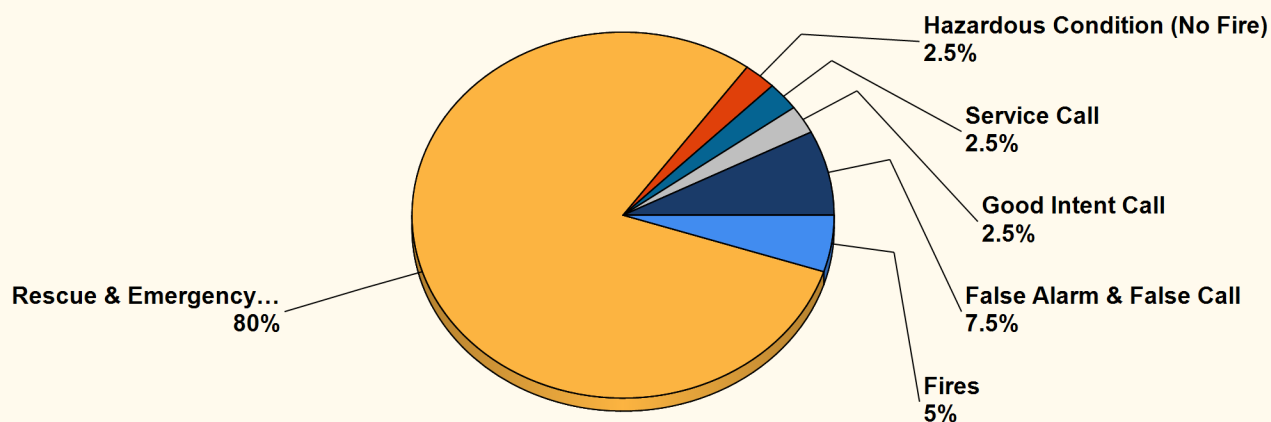
This report was generated on 3/1/2022 8:02:39 AM

CROSSVILLE



Breakdown by Major Incident Types for Date Range

Zone(s): All Zones | Start Date: 02/01/2022 | End Date: 02/28/2022



MAJOR INCIDENT TYPE	# INCIDENTS	% of TOTAL
Fires	10	5%
Rescue & Emergency Medical Service	160	80%
Hazardous Condition (No Fire)	5	2.5%
Service Call	5	2.5%
Good Intent Call	5	2.5%
False Alarm & False Call	15	7.5%
TOTAL	200	100%

Only REVIEWED and/or LOCKED IMPORTED incidents are included. Summary results for a major incident type are not displayed if the count is zero.



emergencyreporting.com
Doc Id: 553
Page # 1 of 2

Detailed Breakdown by Incident Type

INCIDENT TYPE	# INCIDENTS	% of TOTAL
111 - Building fire	3	1.5%
113 - Cooking fire, confined to container	1	0.5%
131 - Passenger vehicle fire	2	1%
141 - Forest, woods or wildland fire	2	1%
142 - Brush or brush-and-grass mixture fire	1	0.5%
151 - Outside rubbish, trash or waste fire	1	0.5%
311 - Medical assist, assist EMS crew	1	0.5%
321 - EMS call, excluding vehicle accident with injury	143	71.5%
322 - Motor vehicle accident with injuries	9	4.5%
323 - Motor vehicle/pedestrian accident (MV Ped)	1	0.5%
324 - Motor vehicle accident with no injuries.	6	3%
411 - Gasoline or other flammable liquid spill	1	0.5%
422 - Chemical spill or leak	1	0.5%
445 - Arcing, shorted electrical equipment	3	1.5%
551 - Assist police or other governmental agency	2	1%
561 - Unauthorized burning	3	1.5%
600 - Good intent call, other	1	0.5%
611 - Dispatched & cancelled en route	2	1%
651 - Smoke scare, odor of smoke	2	1%
700 - False alarm or false call, other	4	2%
736 - CO detector activation due to malfunction	1	0.5%
745 - Alarm system activation, no fire - unintentional	10	5%
TOTAL INCIDENTS:	200	100%

Total Burn Permits Febuary 2022
71

Jennifer Hall

Only REVIEWED and/or LOCKED IMPORTED incidents are included. Summary results for a major incident type are not displayed if the count is zero.



Crossville Fire Dept.

Crossville, TN

This report was generated on 3/1/2022 8:19:09 AM

CROSSVILLE



Daily Log Items per Activity Code for Date Range with Personnel

Activity Codes: MD1- Assist Other Agencies - MD1 assisting other agencies, MD1-Advanced Treatment - MD1 Advanced Treatment/Availability, MD1-Medical Direction and QA - MD1-Medical Direction, Instruction and Quality Assurance, MD1-Other activity - MD1-other activity-description in Notes, MD1-Safety and Rehab - MD1 Safety Officer and Rehab Management and 1 more | Start Date: 02/01/2022 | End Date: 02/28/2022

MD1-Advanced Treatment - MD1 Advanced Treatment/Availability

START DATE	END DATE	DURATION (hh:mm)	STATION	APPARATUS	PERSONNEL	NOTES
02/05/2022 18:56:00	02/05/2022 19:57:00	1:01	ST1 - CFD Station 1		Fox, Mark A	Two car complicated motor vehicle crash with severely injured nine-year-old female. Oh and manipulated a lower extremity fracture to restore blood flow to her foot. She was transported by helicopter to the University of Tennessee Medical Center.
						Total Items: 1

MD1-Medical Direction and QA - MD1-Medical Direction, Instruction and Quality Assurance

START DATE	END DATE	DURATION (hh:mm)	STATION	APPARATUS	PERSONNEL	NOTES
02/19/2022 08:10:00	02/19/2022 08:17:00	0:07	ST1 - CFD Station 1		Fox, Mark A	10-46. Elderly male. Probable medical condition accounting for crash. Evaluated. EMS transported to CMC.
						Total Items: 1

MD1-Other activity - MD1-other activity-description in Notes

START DATE	END DATE	DURATION (hh:mm)	STATION	APPARATUS	PERSONNEL	NOTES
02/02/2022 15:40:00	02/02/2022 15:48:00	0:08	ST1 - CFD Station 1		Fox, Mark A	3 year male reportedly choking. Evaluate with EMS.
						Total Items: 1

MD1-Safety and Rehab - MD1 Safety Officer and Rehab Management

START DATE	END DATE	DURATION (hh:mm)	STATION	APPARATUS	PERSONNEL	NOTES
02/04/2022 13:00:00	02/04/2022 15:20:00	2:20	ST1 - CFD Station 1		Fox, Mark A	House fire. Verified personnel hydration and rehab
						Total Items: 1

MD1-Triage - MD1 Treatment, Triage, Disposition Determination

START DATE	END DATE	DURATION (hh:mm)	STATION	APPARATUS	PERSONNEL	NOTES
02/19/2022 07:10:00	02/19/2022 07:38:00	0:28	ST1 - CFD Station 1		Fox, Mark A	10-46 with entrapment. Triaged. Assisted EMS. Transported to CMC.
						Total Items: 1
						Grand Total Items: 5

Displays all Daily Log Items with personnel list for DATE RANGE and ACTIVITY CODE, grouped by Activity Code

Water Loss Report

	Consumption	Water loss - flushing	Water loss - leaks	Water loss-fire fighting	Total Internal Use	Unaccounted-for Water	Pumped Water	LOSS %
2018								
January	88,114,500	1,978,358	1,272,890	60,000	3,311,248	40,696,952	132,122,700	31%
February	92,164,600	5,904	3,749,588	65,000	3,820,492	9,054,908	105,040,000	9%
March	80,217,300	34,375	1,929,024	145,000	2,108,399	29,884,501	112,210,200	27%
April	80,489,000	86,729	1,233,996	2,000	1,322,425	26,231,575	108,043,000	24%
May	83,464,600	681,483	429,676		1,111,159	33,736,841	118,312,600	29%
June	93,994,400	152,880	2,693,928		2,846,808	16,951,792	113,793,000	15%
July	92,933,800	461,753	1,124,995		1,586,748	27,013,152	121,533,700	22%
August	94,724,300	47,115	11,949,329	2,000	11,998,444	23,857,600	118,581,900	20%
September	103,519,000	423,299	1,487,856	5,100	1,916,255	5,352,745	110,788,000	5%
October	87,432,600	541,673	2,244,551	2,600	2,788,824	23,625,476	113,846,900	21%
November	90,719,700	58,772	2,161,156		2,219,928	16,188,372	109,128,000	15%
December	85,827,100	141,659	2,230,374	4,500	2,376,533	26,819,267	115,022,900	15%
2019								
January	78,615,200	45,193	1,231,332		1,276,525	37,433,475	117,325,200	32%
February	83,850,700	120,407	3,630,186		3,750,593	25,387,707	112,989,000	22%
March	79,635,900	117,534	2,566,872		2,684,226	40,751,574	123,071,700	33%
April	84,372,600	240,891	2,674,092	7,100	2,922,083	31,045,317	118,340,000	26%
May	85,946,000	163,822	4,683,636	109,500	4,956,958	45,210,942	136,113,900	33%
June	96,622,200	98,995	7,626,119	30,000	7,755,114	17,662,086	122,039,400	14%
July	104,717,400	117,626	2,750,076	4,400	2,867,702	19,618,398	127,203,500	15%
August	101,985,200	263,684	4,797,924	20,100	5,081,708	22,690,792	129,757,700	17%
September	104,149,900	222,064	3,880,278	7,300	4,109,642	16,773,458	125,033,000	13%
October	107,018,600	460,042	9,481,866	4,600	9,946,508	10,778,662	127,743,770	8%
November	102,271,900	391,315	4,385,586	9,300	4,786,201	14,637,899	121,696,000	12%
December	96,686,300	5,058	2,837,604	950	2,843,612	25,236,088	124,766,000	20%
2020								
January	95,899,500	6,628	823,986	2,450	833,064	29,235,836	125,968,400	23%
February	90,749,900	551,076	604,800		1,155,876	32,725,224	124,631,000	26%
March	84,635,300	60,841	1,827,840	300	1,888,981	47,772,019	134,296,300	36%
April	92,557,600	133,183	2,583,380	11,800	2,728,363	32,148,037	127,434,000	25%
May	92,340,000	212,101	385,560	17,665	615,326	44,614,374	137,569,700	32%
June	85,846,200	74,274	10,704,500	25,100	10,803,874	68,372,926	165,023,000	41%
July	115,477,600	446,221	1,120,603	6,800	1,573,624	28,362,876	145,414,100	20%
August	109,086,400	513,221	1,932,348	2,500	2,448,069	28,871,931	140,406,400	21%
September	100,754,500	252,799	4,889,306	2,800	5,144,905	27,742,595	133,642,000	21%
October	103,217,700	443,299	2,383,288		2,826,587	27,526,313	133,570,600	21%
November	97,787,500	341,529	4,613,397	7,200	4,962,666	27,857,934	130,608,100	21%
December	103,603,600	2,701,131	11,389,734	4,900	14,095,765	12,724,235	130,423,600	10%
2021								
January	93,463,400	22,070	7,649,781	5,800	7,677,651	27,692,849	128,833,900	21%
February	94,206,800	78,088	2,356,689		2,434,777	20,589,923	117,231,500	18%
March	94,540,400	40,343	3,181,332	50,000	3,271,675	27,561,625	125,373,700	22%
April	86,949,700	133,423	1,802,149	9,000	1,944,572	25,838,128	114,732,400	23%
May	101,064,800	44,602	11,929,620	5,730	11,979,952	14,773,648	127,818,400	12%
June	112,233,100	471,537	4,288,911	3,200	4,763,648	8,284,552	125,281,300	7%
July	107,026,900	111,999	2,235,582	15,500	2,363,081	13,768,719	123,158,700	11%
August	103,218,000	671,324	3,817,170	120,300	4,608,794	17,637,706	125,464,500	14%
September	115,996,500	119,932	3,178,193	725	724,475	1,888,425	118,609,400	2%
October	104,282,500	56,059	3,100,908	3,100	3,160,067	9,959,133	117,401,700	8%
November	103,687,800	125,744	2,893,068	15,200	3,034,012	2,342,088	109,063,900	2%
December	99,522,100	170,214	2,088,450	21,150	2,279,814	5,623,866	107,425,800	5%
2022								
January	96,480,200	81,734	1,193,520	26,300	1,301,554	19,108,113	116,889,867	16%
February	85,713,300	90,186	6,599,655	18,800	6,708,641	8,226,759	100,648,700	8%
March								
April								
May								
June								
July								
August								
September								
October								
November								
December								
TOTAL:								
6 mos	623,187,100	1,225,007	16,271,309	186,775	15,108,716	56,559,331	694,855,167	8%
12 mos	1,219,208,800	2,104,999	42,065,592	270,205	41,866,421	167,375,926	1,428,451,167	12%

Utility Maintenance

Feb-22 Monthly Report

<u>Locations:</u>	407
<u>Backflows Tested:</u>	18
<u>Grinder Pumps Sold:</u>	5
<u>Preliminary Inspections:</u>	4
<u>Final Inspections:</u>	5
<u>Replacement Pumps</u>	1
<u>Grinder Pumps Repairs</u>	24
<u>Meter:</u>	
Turn-Ons	19
Turn-Offs	19
Occupant Changes	59
Reinstates	26
Checks, Replacement, Repair	100
Water Taps	4
Main Line Leaks	8
Service Repairs	12
<u>Total Water Loss:</u>	2,454,534.4 gals.
<u>Sewer Taps</u>	7
<u>Sewer Line Repairs</u>	6
<u>Graves</u>	4
<u>Pipe Installed</u>	
	115' of 3/4" copper
	274' of 6" PVC
	21' of 4" PVC
	1' of 3" PVC
	61' of 2" PVC
	39' of 2" HDPE
	51' of 1" Copper
	8' of 1" PVC
	2' of 3/4" PVC

Monthly Summary

Replaced approximately 49 - 3/4"

water meters due to meter or AMR malfunctioning

Read meters, Did service orders and customer complaints

Worked on and/or replaced malfunctioning meter ERTs - 60W's, 80WI's

Grinder pump preventative maintenance, 2 cleaned/checked

Started testing meters - 48, 3/4"

Repaired valve box at Cedar Ridge Dr.

Repaired 3/4" water line going to a Yard hydrant at Centennial Park

Tested 18 backflows devices

Made taps on low pressure sewer lines at Crabtree Rd. & E. Deercreek Rd. for Eng. Dept.

Yard & Road repairs due to leaks and line installs

Finished installing sewer line on 10th St.

Ran camera down sewer lines for Eng. Dept.

Fire hydrant testing & maintenance - painting, etc.

Water main leaks repaired:

175 4th St. - 6" C.I.

108 Town Loop - 6" PVC

1398 Livingston Rd. - 6" PVC

Intersection of Interstate Dr. & Dunn St. - 6" PVC - Twice

Livingston Rd. close to Industrial Blvd. - 6" PVC

TN Ave. & Cedar Ridge Ln. - 6" PVC

Interstate Dr. at Outlet Mall - Hydrant connection - 6" fitting C.I.

Water service leaks or repairs:

175 4th St.

135 Meadow Dr.

743 Turkey Oak Rd.

68 Woodmere Mall

573 Cook Rd.

268 Sparta Hwy.

17 Oakmont Way

240 Sparta Hwy.

426 Forest Dr.

16 Dooley St.

759 Old Mail Rd.

144 Roma Dr.

Water Taps:

556 10th St.

2045 Genesis Rd. - Irrigation for Buc-ee's

882 Pigeon Ridge Rd.

336 Robin Hood Dr.

Sewer Taps

556 10th St.

2731 Cook Rd. Lot 14
2741 Cook Rd. Lot 15
2783 Cook Rd. Lot 9
2729 Cook Rd. Lot 16
2767 Cook Rd. Lot 11
2775 Cook Rd. Lot 10

Sewer Line Repairs:

132 Our Way Loop
Quail Hollow Dr. - empty lot
69 Quail Hollow Dr.
Quail Hollow Ct.
912 West Ave.
1476 E. Deercreek Dr.

Grinder pump finals

378 Sparta Dr.
364 Sparta Dr.
318 Sparta Dr.
348 Sparta Dr.
64 Oakmont Ct.

Grave Services

Vivian Hare
Dorothy Jean Hoskins
Rissa Jo Davenport
Judith Gingrich

Next Months Forecast

Replace AMR meters & ERTs as needed
Do water & sewer taps & graves
Repair Grinder pumps & cleanings & maint. checks
Test Backflows
Hydrant testing and/or maintenance
Do State Hwy bores for CUD & TLD sewer tap
Test meters
Uncover & raise manholes found by sewer rehab contractor
Install an hydrant on Tabor Dr.
Install a plug on 6" valve on Genesis Rd. where water line crossing was killed

2021-2022 Building Permits

	County	County	City	City	City & County	City & County	Land Disturbance		Plan	Demo	House		
	Residential	Commercial	Residential	Commmercial	Plumbing	Mechanical	Permits	Sign	Review		Moving	County Fees Paid	City Fees Paid
July	19	0	7	3	24	14	0	0	0	0	1	\$17,322.00	\$12,345.50
August	38	1	13	0	46	15	9	0	1	0	0	\$42,170.50	\$8,966.00
September	23	2	12	2	34	31	4	0	0	1	0	\$29,097.50	\$14,695.00
October	30	0	4	0	35	14	3	0	0	0	0	\$31,729.00	\$4,401.50
November	28	0	10	0	36	19	2	0	0	0	0	\$32,358.00	\$8,445.50
December	62	1	5	1	67	38	7	0	0	0	0	\$72,614.50	\$7,681.00
January	47	0	3	4	49	26	1	0	0	0	0	\$50,176.00	\$5,655.00
February	11	0	14	2	22	23	3	0	0	0	0	\$13,290.00	\$10,656.00
March													
April													
May													
June													
Total	258	4	68	12	313	180	29	0	1	1	1	\$288,757.50	\$72,845.50

Engineering Projects Report March 3, 2022		
Project	Current Status	Dates
TDOT 127 South Utility Relocation	The City is spot digging utilities in order to answer questions concerning possible conflicts. One more deconfliction meeting will occur this month.	Bid Letting June 17, 2022
TDOT 127 North Utility Relocation Section 1	The Contractor is installing water line. This project is too complicated to give an installation update and a financial completed percentage will be available as an update next month.	Target Completion Date June 30, 2025
TDOT 127 North Utility Relocation Section 4 (Fentress Cumberland County Line)	The preconstruction meeting has occurred and the project start date is March 21st and the completion date is August 31, 2026.	Target Completion Date August 31, 2026
TDOT 127 North Utility Relocation Section 2	The Engineer has begun the preliminary design and the City has received the signed contract with TDOT.	Bid Letting December 12, 2023
TDOT 127 North Utility Relocation Section 3	The Engineer has begun the preliminary design and the City has received the signed contract with TDOT.	Bid Letting December 12, 2023
Northwest Connector Phase 3	The Contractor has installed the 16 inch water line (without tie-ins) from Genesis Road to the VF Outlet. The Contractor has also installed the gravity sewer from Clayton Homes to the intersection of Genesis Road and Interstate Drive. Approximately 85% of the low pressure sewer has been installed.	Total Completion Date July 21, 2023 Finish from Genesis To Stout May 31, 2022
Northwest Connector Phase 2	All appraisals work has been completed and the City is in the process of acquiring property.	Bid Letting 2023
Downtown Sidewalks	TDOT has requested the NEPA (National Environmental Policy Act) Document be updated. This process is a six month long process.	
Old Lantana Road, County Seat and Southbend Waterline Replacement	The City has reviewed the plans and the Engineer is revising the plans. A construction start date will be established once the easements are acquired.	
Bridges for Trails at Meadow Park	The Street Department has cut the concrete abutments for the gas line installation. Once the gas line is installed the City will bid the steel bridge. Estimated time for the gas line installation is late March.	
Quail Hollow Court	The Exhibit "A" document required for the sale of the property will be updated when the Airport Layout Plan is updated during this year.	
Main Street and Lantana Traffic Signal Replacement	This project is ready to be bid and we are waiting to coordinate this project with the downtown sidewalk project.	
Fourth Street and West Avenue Traffic Signal Replacement	The City has received a draft set of ROW plans. A utility coordination meeting is forthcoming. This project has low priorities because the City will not have STP funds to fund construction for three to five years.	
Meadow Park Water Filtration Plant Sewer Project	The Engineer has created the exhibits for the easements. The City is in the process of acquiring the easements.	Schedule will be forthcoming
Raw Water Study (Meadow Park Lake Expansion)	TDEC issued a Letter of Concurrence on the stream determination and we are now setting up a meeting with the Army Corp to discuss details of the performance of wetland delineations and stream quantification tool/debit tool scoring of streams.	
Airport Obstruction Removal	The Engineering firm is underway with the environmental document.	
Catoosa 127 North Water Tank	The tank is complete and the TDOT contractor is currently installing the lines to the tank.	
Underwood Street Sidewalk	Acquisition documents have been turned over to the City Attorney so that City Staff can negotiate the acquisitions.	
Tulip Drive Sewer Installation	The plans are complete and the City is awaiting the payment of the fees.	
Airport ALP	The lidar survey has been flown and the data is being processed. The City has received a draft copy of the Exhibit A (Airport property and funding map). Staff has discussed, with the Engineer, the data gathered for the classification of the airport.	
Meadow Park Water Filtration Master Meters	All construction is complete and we are waiting on the meter manufacture to set up a date for a technical start up of the meters.	Contract Completion August 28, 2021
Industrial Blvd and Highway 127 Intersection Waterline Rehab	Once a funding source is identified, this project is ready to bid and advertise.	
Deer Creek Sewer	HOA of Deer Creek has renewed their sewer permit and they are discussing options for connecting to the City Sewer system.	
TDOT SR 1 Highway 70 Bridge Replacement (Sparta Highway) Utility Relocation	The Engineer is developing the utility relocation plan. The initial acquisition documents for the City's property have been returned to TDOT.	Bid Letting May 13, 2022
TDOT SR 24 Highway 70 North Bridge Replacement Utility Relocation	The Engineer is developing the utility relocation plan. TDOT is working out clearance issues with TVA lines and this project's timeline will grow.	Bid Letting August 19, 2022
CoLinx Fire Pump and Tank System	All upgrades have been completed. Capping the line to the tank is all that remains in order to disconnect the tank and the pump. CoLinx has been paid the full approved amount.	
2021 CDBG	This project is completed and closed out. It will be removed from this list.	
Meadow Park Dock Repair	This project is completed and will be removed from this list.	
Little Obed Pedestrian Bridge	The City is working on a CDBG grant for the greenway and this grant (Three Star) may be combined for a larger project.	
Meadow Park Water Filtration Transfer Pumps	The Contractor is awaiting the delivery of materials.	
Miller Avenue Crosswalk	The Contractor has performed the geotechnical work for the foundations and has ordered the poles and the reinforcing steel for the foundations. The foundations will be completed once the reinforcing steel is delivered.	
Airport PAPI Replacement	This project is out for bid.	
High Mast Light Replacement on Peavine Interchange	A high mast light pole was removed after an accident in September of 2021. The foundation has been tested for structural integrity and the replacement of the pole and fixture is out for bid.	
Private Developments		
The Gardens Phase 8 Plat 3	The Final Plat has been approved by the Planning Commission. All utilities have been approved. Paving, base stone and curbing are remaining items to be completed.	
The Gardens Phase 8 Plat 4	The Final Plat has been approved by the Planning Commission. All utilities have been approved. Work has not started on the road.	
Collins Place Subdivision Phase 1	This phase is complete with final plat approval by the Planning Commission. This phase will be removed from this list.	
First Street Estate Subdivision	The Preliminary Plat has been approved by the Planning Commission. The sewer plans have been approved by TDEC.	
Sky View Meadow Subdivision Phase 2	Utility plans have been submitted to TDEC and the water plans have been approved. The Developer has started the waterline installation. The sewer plans have not been approved by TDEC.	

CITY OF CROSSVILLE
BONDS and NOTES
(SCHEDULES ATTACHED)

6 Months interest in December and May
Principal payment in May

			11/30/2021	Due May		2/28/2022
	<u>PAY</u>	<u>INT</u>	<u>LOAN</u>	<u>PRINCIPAL</u>	<u>INTEREST</u>	<u>LOAN</u>
	<u>OUT</u>	<u>RATE</u>	<u>BALANCE</u>	<u>PAYMENT</u>	<u>PAYMENT</u>	<u>BALANCE</u>
GENERAL FUND						
				May-22		
E-911	2024	Variable	\$ 193,000	\$ 63,000	\$ 5,800	\$ 130,000
2020 Series A1 Bonds	2037	4.00%	\$ 3,965,000	\$ 60,000	\$ 50,727	\$ 3,905,000
2020 Series B Bonds	2028	4.27%	\$ 1,915,000	\$ 265,000	\$ 12,046	\$ 1,650,000
2020 Series A2 Bonds	2037	3.00%	\$ 1,165,000	\$ 60,000	\$ 15,112	\$ 1,105,000
			<u>\$ -</u>	<u>\$ -</u>	<u>\$ -</u>	<u>\$ -</u>
			<u>\$ 7,238,000</u>	<u>\$ 448,000</u>	<u>\$ 83,685</u>	<u>\$ 6,790,000</u>

Water & Sewer Fund

2020 Series C Bonds	2050	4.00%	\$ 29,905,000	\$ 545,000	\$ 703,766	\$ 29,360,000
Catoosa's Share			<u>\$ (5,821,326)</u>	<u>\$ (106,090)</u>	<u>\$ (136,995)</u>	<u>\$ (5,715,236)</u>
			\$ 24,083,674	\$ 438,910	\$ 566,771	\$ 23,644,764
2020 Series D Bonds	2027	4.19%	\$ 1,230,000	\$ 200,000	\$ 12,140	\$ 1,030,000
			<u>\$ 25,313,674</u>	<u>\$ 638,910</u>	<u>\$ 578,911</u>	<u>\$ 24,674,764</u>

CATOOSA

2020 Series C Bonds	2050	4.00%	\$ 5,821,326	\$ 106,090	\$ 136,995	\$ 5,715,236	
5/20/2021 RUD Plateau tank 40 yrs	2061	1.75	\$ 888,717	\$ 15,544	\$ 15,428	\$ 873,173	monthly payment
			<u>\$ 6,710,043</u>	<u>\$ 121,634</u>	<u>\$ 152,423</u>	<u>\$ 6,588,409</u>	
<u>TOTALS (WATER & SEWER FUND)</u>			<u>\$ 32,023,717</u>	<u>\$ 760,544</u>	<u>\$ 731,334</u>	<u>\$ 31,263,173</u>	

TOTAL \$ 38,053,173

Water/Sewer Fund

	Grant	Local	Total	Money Spent	Money Received	To Be Received
Catoosa water tank - Hwy. 127N	\$160,500.00	\$1,309,500.00	\$1,470,000.00	\$1,351,865.00	\$1,050,500.00	\$419,500
Sewer Rehab	\$525,060.00	\$216,995.00	\$742,055.00	\$ 742,055.00	\$ 525,060.00	

General Fund

	Grant	Local	Total	Money Spent	Money Received	To Be Received
Bulletproof vests	\$36,781.44	\$36,781.44	\$73,562.88	\$63,932.12	\$36,793.78	
Alcohol Saturation-2019	\$25,000.00	\$0.00	\$25,000.00			
Drug Task Force Overtime	\$18,000.00	\$0.00	\$18,000.00			
Airport Maintenance 21-22	\$15,000.00	\$0.00	\$15,000.00	\$2,336.27	\$2,219.46	
Airport Layout Plan	\$190,000.00	\$10,000.00	\$200,000.00	\$28,492.59	\$ 19,601.36	
Airport Lighting Rehab	\$34,865.00	\$ 1,835.00	\$36,700.00	\$ 6,524.87	\$ -	\$ 6,524.87
Downtown Sidewalks/Lights	\$1,299,651.36	\$324,912.84	\$1,624,564.20			
Northwest Connector 3	\$1,006,137.00	\$251,534.00	\$1,257,671.00	\$ 1,202,600.21	\$ 960,839.12	
Northwest Connector 2	\$458,648.00	\$114,662.00	\$573,310.00	\$60,300.00	\$48,240.00	
Three Star 21-23	\$50,000	\$ -	\$40,000			
Avigation Easements	\$49,295	\$ 1,805.00	\$51,100			
Obstruction Clearing Env. Assessment	\$29,600	\$ -	\$29,600			